

Surname	Centre Number	Candidate Number
Other Names		2



GCE AS – NEW

B410U20-1



CHEMISTRY – AS component 2
Energy, Rate and Chemistry of Carbon Compounds

FRIDAY, 9 JUNE 2017 – AFTERNOON

1 hour 30 minutes

For Examiner's use only		
Question	Maximum Mark	Mark Awarded
Section A 1. to 6.	10	
Section B 7.	17	
8.	15	
9.	13	
10.	14	
11.	11	
Total	80	

B410U201
01

ADDITIONAL MATERIALS

In addition to this examination paper, you will need a:

- calculator;
- **Data Booklet** supplied by WJEC.

INSTRUCTIONS TO CANDIDATES

Use black ink or black ball-point pen.

Write your name, centre number and candidate number in the spaces at the top of this page.

Section A Answer **all** questions in the spaces provided.

Section B Answer **all** questions in the spaces provided.

Candidates are advised to allocate their time appropriately between **Section A (10 marks)** and **Section B (70 marks)**.

INFORMATION FOR CANDIDATES

The number of marks is given in brackets at the end of each question or part-question.

The maximum mark for this paper is 80.

Your answers must be relevant and must make full use of the information given to be awarded full marks for a question.

The assessment of the quality of extended response (QER) will take place in **Q.9(b)**.

If you run out of space, use the additional page(s) at the back of the booklet, taking care to number the question(s) correctly.

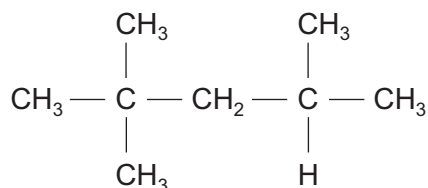
SECTION A

Answer all questions in the spaces provided.

Examiner
only

1. Reforming and cracking are two important reactions in the petrochemical industry.

(a) The following compound is produced by reforming.



Give the systematic name for this compound.

[1]

(b) An example of a cracking reaction is decane being broken down.

When decane is cracked propene and one other product is formed. Write an equation for this reaction.

[1]

2. Propene is used to make the important polymer polypropene.

Draw the repeating unit in polypropene.

[1]

3. Describe the difference in structure between a primary and a secondary alcohol.

[1]

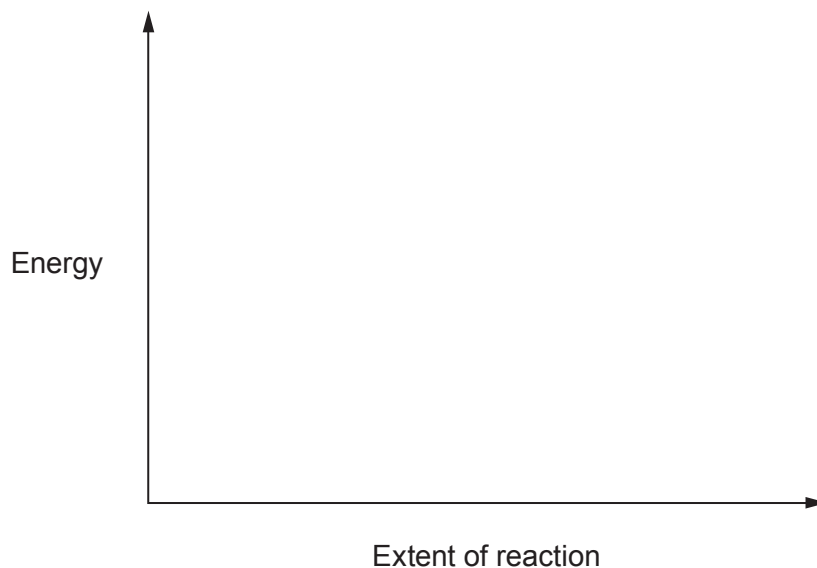
4. (a) Draw the **skeletal** formula of pent-2-en-4-ol. [1]

- (b) State what you would observe when acidified potassium manganate(VII) is added to pent-2-en-4-ol. [1]
-
-

5. Hydrogen cyanide can be made by heating methane with ammonia in the presence of a platinum catalyst.



- (a) On the axes below, sketch the energy profile for this reaction. Label the activation energy of the forward reaction. [1]



- (b) On the same axes, sketch the energy profile for the **uncatalysed** reaction. Label this profile **X**. [1]

6. Give a chemical test which could be used to show the presence of a carboxylic acid group, —COOH. Your answer should include all reagents and observations. [2]

.....

.....

.....

Examiner
only

10

SECTION B

Answer all questions in the spaces provided.

7. (a) Describe the nature of the bonding in simple alkenes and explain how this governs their chemical behaviour. [4]

A diagram may be used as part of your answer.

.....

.....

.....

.....

.....

.....

- (b) State the type(s) of isomerism that exists in simple alkenes and draw the structures of **all** the isomeric forms of C_4H_8 that are alkenes. [3]

Type(s) of isomerism

.....

Structures

(c) Propene reacts with hydrogen bromide to give 2-bromopropane as the major product.

Examiner
only

(i) Draw the mechanism for this reaction. [3]

(ii) State briefly why 2-bromopropane is the main product of this reaction. [1]

.....

.....

(d) 1-Bromopropane is used in the synthesis of many organic compounds.

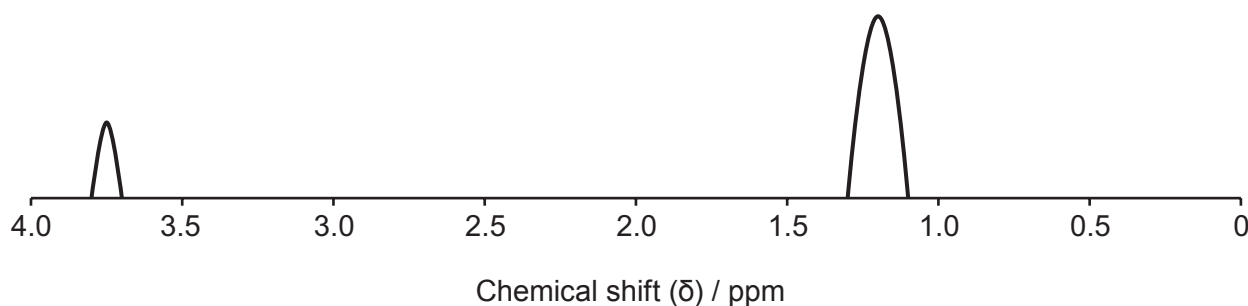
(i) Classify the type of reaction mechanism taking place when propan-1-ol is formed from 1-bromopropane. [1]

.....

(ii) Give the reagent(s) and conditions necessary to convert 1-bromopropane to propene. [1]

.....

- (e) A student was given a sample of bromopropane but was not told which isomer it was. The low resolution ^1H NMR spectrum of the sample is shown below.



Deduce which isomer the student was given and hence the relative areas under each peak. Give your reasoning. [2]

.....

.....

.....

.....

- (f) Some halogenoalkanes can be classified as chlorofluorocarbons (CFCs). One common CFC is trichlorofluoromethane, CCl_3F . In the stratosphere CCl_3F breaks down to give chlorine radicals which destroy the ozone layer.

(i) Explain what is meant by a *radical*. [1]

.....

.....

(ii) Give a reason why chlorine radicals form but fluorine radicals do not. [1]

.....

.....

8. (a) A student was asked to prepare ethanoic acid from ethanol using the following method.
- Pour 10 cm^3 of dilute sulfuric acid into a round-bottomed flask. Add 5 g of a suitable reagent and 2-3 anti-bumping granules.
 - Swirl the flask gently until all the reagent has dissolved.
 - Add 2 cm^3 of concentrated sulfuric acid and cool the flask under running water.
 - Set up the apparatus for heating under reflux. Add 12.0 cm^3 of ethanol, drop by drop, to the solution in the round-bottomed flask.
 - When all of the ethanol has been added, boil gently under reflux for 20 minutes, not allowing any vapour to escape.
 - Distil the mixture in the flask and collect the aqueous solution of ethanoic acid formed.

(i) Name the type of reaction taking place, giving a suitable reagent. [2]

.....
.....

(ii) Draw a labelled diagram of the apparatus you would use for heating under reflux. Explain how this apparatus prevents the escape of vapour. [4]

.....
.....

(iii) Give **two** reasons why the escape of vapour should be prevented. [2]

.....

.....

.....

.....

(iv) Ethanol has a density of 0.79 g cm^{-3} at room temperature. Calculate the number of moles of ethanol in 12.0 cm^3 . [2]

n = mol

(v) In another experiment, the same reaction mixture was only gently heated and the product distilled off as it was formed. Explain why ethanoic acid is not produced in this instance. [2]

.....

.....

.....

(b) In another preparation of ethanoic acid from ethanol, 10.2 g of pure ethanoic acid were obtained. The percentage yield of ethanoic acid was 65% .

Calculate the mass of ethanol used in the preparation. [3]

Mass = g

15

9. (a) A compound contains carbon, hydrogen and oxygen only. It is a sweet-smelling compound and has a molar mass of 88.1 g mol^{-1} . It contains 54.5% carbon and 9.10% hydrogen by mass.

(i) Calculate both the empirical and molecular formulae of the compound. [3]

Empirical formula Molecular formula

(ii) Draw a displayed formula for the compound and give its systematic name. [2]

Name

10. (a) A student was asked to calculate the enthalpy change, $\Delta_r H$, for the reaction of magnesium oxide and carbon dioxide to form magnesium carbonate.

Since this is difficult to measure directly he decided to determine the enthalpy changes for the reactions of magnesium oxide and magnesium carbonate with excess dilute hydrochloric acid in two similar, separate experiments and apply Hess's law to his results.

- (i) The first experiment was to find the molar enthalpy change, ΔH_1 , for the reaction



ΔH_1 was calculated to be -115 kJ mol^{-1} .

Give **one** assumption made when finding the value of ΔH_1 from experimental results. [1]

- (ii) The second experiment was to find the molar enthalpy change, ΔH_2 , for the reaction



The following values were recorded during the experiment:

Mass of magnesium carbonate	3.50 g
Volume of hydrochloric acid	50.0 cm ³
Initial temperature of hydrochloric acid	22.0 °C
Final temperature of solution	30.8 °C

- I. Calculate the molar enthalpy change for this reaction, ΔH_2 , in kJ mol^{-1} .
Give your answer to an appropriate number of significant figures. [4]

$\Delta H_2 = \dots\dots\dots \text{kJ mol}^{-1}$

- II. State and explain the effect, if any, on the calculated enthalpy change, ΔH_2 , if the experiment were repeated with the same mass of damp magnesium carbonate. [2]

.....

.....

.....

- (iii) The hydrochloric acid used in these experiments could be measured using either a volumetric pipette or a measuring cylinder. Give **one** practical advantage of using each piece of apparatus. [2]

Volumetric pipette

.....

.....

Measuring cylinder

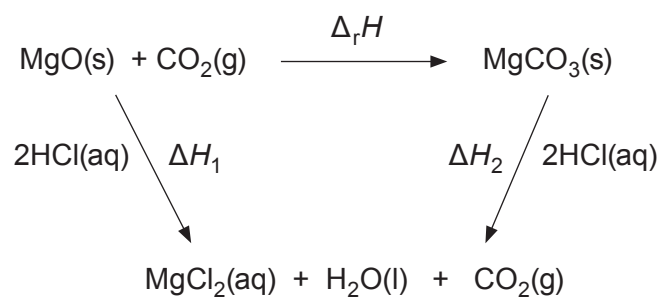
.....

.....

- (iv) Each reading on the thermometer is accurate to $\pm 0.1^\circ\text{C}$. Calculate the percentage error in the temperature **rise** recorded. [1]

Percentage error = %

(v) A Hess cycle connecting $\Delta_r H$ to ΔH_1 and ΔH_2 is shown below.



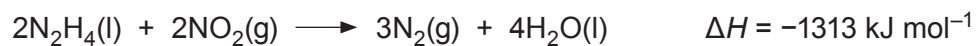
Calculate the value of $\Delta_r H$ in kJ mol^{-1} .

[2]

$\Delta_r H = \dots\dots\dots \text{kJ mol}^{-1}$

Examiner
only

(b) The equation for the reaction between hydrazine and nitrogen dioxide is as follows.



Using this value and the standard enthalpy changes of formation, $\Delta_f H^\theta$, given in the table below, calculate the standard enthalpy change of formation of NO_2 . [2]

Substance	$\Delta_f H^\theta / \text{kJ mol}^{-1}$
$\text{N}_2\text{H}_4(\text{l})$	50.4
$\text{N}_2(\text{g})$	0
$\text{H}_2\text{O}(\text{l})$	-286

$\Delta_f H^\theta = \dots\dots\dots \text{kJ mol}^{-1}$

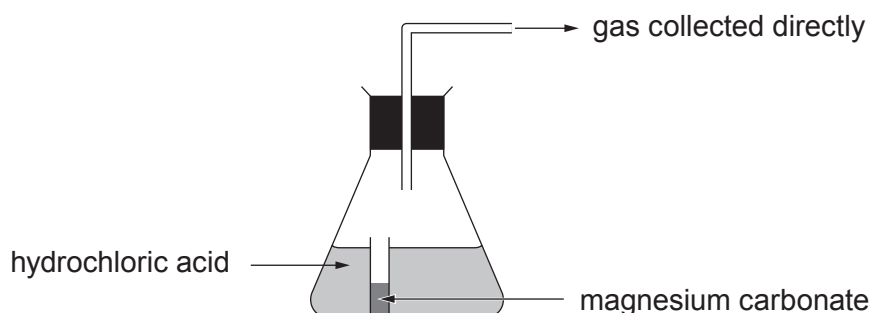
Examiner
only

14

11. Adam investigated how the initial rate of reaction between hydrochloric acid and magnesium carbonate at 20 °C is affected by the concentration of the acid. The equation for the reaction is as follows.



He used 0.50 g of magnesium carbonate and 40 cm³ of 0.20 mol dm⁻³ hydrochloric acid. He measured the volume of carbon dioxide produced at regular time intervals as the reaction proceeded. Part of the apparatus used for the experiment is shown below. The magnesium carbonate was placed in the small glass container which was tipped over to start the reaction and a stopwatch was started at the same time.



- (a) Name the apparatus used to collect and measure the volume of the gas produced. [1]

.....

- (b) Suggest an experimental method other than measuring the volume of gas that would allow the rate of this reaction to be studied. [2]

.....

.....

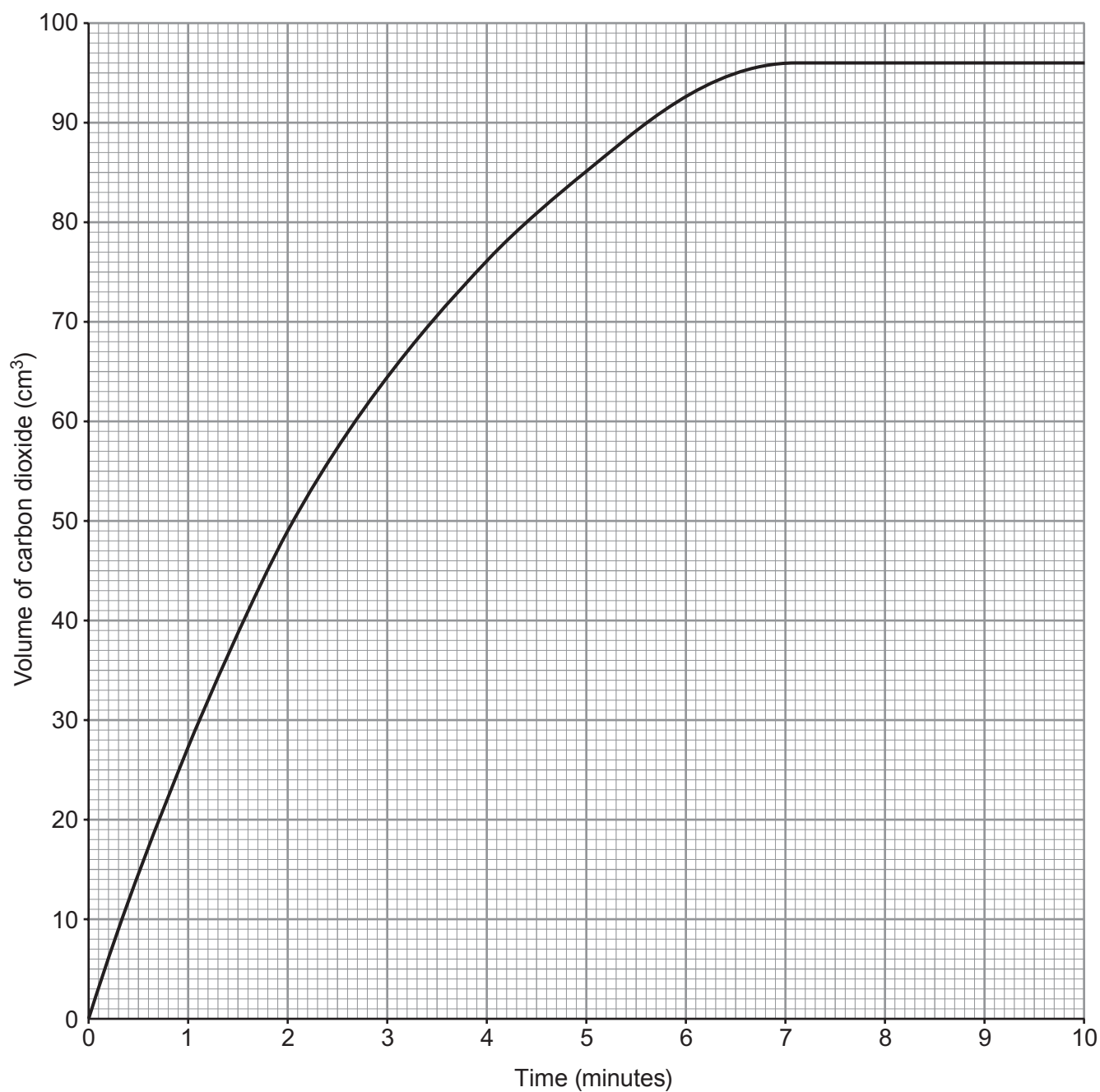
- (c) Elinor told Adam that in this experiment the carbonate needed to be in excess. He replied that it was. Is he correct? Justify your answer. [2]

.....

.....

.....

(d) Adam plotted his results as follows.



By drawing a tangent to the curve calculate the initial rate of this reaction. State the unit. [2]

Rate =

Unit

- (e) He then repeated the experiment using 40 cm^3 of 0.10 mol dm^{-3} hydrochloric acid. Sketch on the graph in (d) the curve he would expect to obtain. Explain any differences in the curves. [3]

.....

.....

.....

.....

- (f) State **one** condition, other than temperature and pressure, which would need to be kept constant in this investigation. [1]

.....

Examiner
only

11

END OF PAPER

