

GCE

Chemistry B (Salters)

H433/03: Practical skills in chemistry

Advanced GCE

Mark Scheme for Autumn 2021

OCR (Oxford Cambridge and RSA) is a leading UK awarding body, providing a wide range of qualifications to meet the needs of candidates of all ages and abilities. OCR qualifications include AS/A Levels, Diplomas, GCSEs, Cambridge Nationals, Cambridge Technicals, Functional Skills, Key Skills, Entry Level qualifications, NVQs and vocational qualifications in areas such as IT, business, languages, teaching/training, administration and secretarial skills.

It is also responsible for developing new specifications to meet national requirements and the needs of students and teachers. OCR is a not-for-profit organisation; any surplus made is invested back into the establishment to help towards the development of qualifications and support, which keep pace with the changing needs of today's society.

This mark scheme is published as an aid to teachers and students, to indicate the requirements of the examination. It shows the basis on which marks were awarded by examiners. It does not indicate the details of the discussions which took place at an examiners' meeting before marking commenced.

All examiners are instructed that alternative correct answers and unexpected approaches in candidates' scripts must be given marks that fairly reflect the relevant knowledge and skills demonstrated.

Mark schemes should be read in conjunction with the published question papers and the report on the examination.















© OCR 2021

H433/03

Mark Scheme

October 2021

1. Annotations available in RM Assessor

Annotation	Meaning
	Correct response
	Incorrect response
	Omission mark
	Benefit of doubt given
	Contradiction
	Rounding error
	Error in number of significant figures
	Error carried forward
	Level 1
	Level 2
	Level 3
	Benefit of doubt not given
	Noted but no credit given
	Ignore

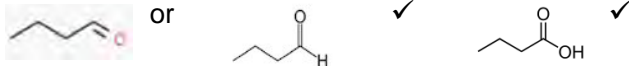
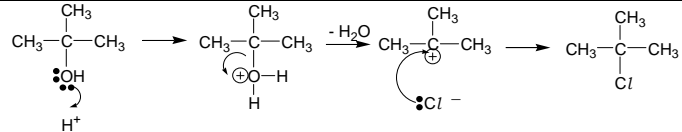
H433/03

Mark Scheme

October 2021

2. Abbreviations, annotations and conventions used in the detailed Mark Scheme (to include abbreviations and subject-specific conventions).

Annotation	Meaning
/	alternative and acceptable answers for the same marking point
✓	Separates marking points
DO NOT ALLOW	Answers which are not worthy of credit
IGNORE	Statements which are irrelevant
ALLOW	Answers that can be accepted
()	Words which are not essential to gain credit
—	Underlined words must be present in answer to score a mark
ECF	Error carried forward
AW	Alternative wording
ORA	Or reverse argument

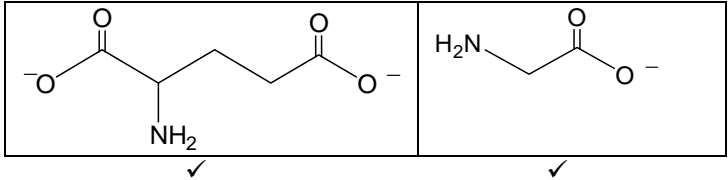

Question		Answer	Mark	AO	Guidance
1	(a)	Tollens' reagent/Ammoniacal silver (nitrate) ✓  red / orange (precipitate/solid) ✓	4	1.2 2.1,2.1 2.3	ALLOW misspellings that are clearly meant to be Tollens e.g. Tollings Not silver nitrate alone, but allow ammoniacal silver nitrate/silver nitrate + ammonia ALLOW one mark if two correct structural (but not skeletal) formulae used ALLOW colour change on its own
1	(b)	(butan-2-ol is) secondary; ✓ Secondary: two 'R' groups/ carbon atoms OR (only) 1 hydrogen attached to the C with the OH ✓	2	2.5 1.2	
1	(c)	 Each arrow ✓✓	2	2 x 2.1	Arrows should start at bond/lone pair and finish at + ve charge. If extra arrows any extra are a CON of one mark.

1	(d)	<p><i>Please refer to the marking instructions on page 5 of this mark scheme for guidance on how to mark this question.</i></p> <p>Level 3 (5 – 6 marks) Detailed instructions on how to separate chloroalkane and remove all impurities. Including most of fine detail</p> <p><i>There is a well-developed line of reasoning which is clear and logically structured. The information presented is relevant and substantiated.</i></p> <p>Level 2 (3 – 4 marks) Detailed instructions (with most of fine detail) on two of main procedural techniques OR general instructions on at least three (i.e. little fine detail but all main procedures discussed)</p> <p><i>There is a line of reasoning presented with some structure. The information presented is relevant and supported by some evidence.</i></p> <p>Level 1 (1 – 2 marks) General instructions on at least one area with little or no fine detail</p> <p><i>There is some attempt at a logical structure with a line of reasoning. The information present is in the most part relevant.</i></p> <p>Level 0 (no marks) <i>No response or no response worthy of credit</i></p>	6	3.3(x3) 3.4(x3)	<p>Indicative scientific points may include:</p> <p>Main points and (fine detail)</p> <p>Separation</p> <ul style="list-style-type: none"> • transfer to separating funnel • (<i>chloroalkane will form top layer</i>) • run off lower aqueous layer • ALLOW pipette off top organic layer <p>Removal of acid impurities</p> <ul style="list-style-type: none"> • shake organic product with sodium hydrogen carbonate solution (ALLOW sodium carbonate solution) • (<i>add small volumes at a time</i>) • (<i>release pressure of CO₂</i>) • (<i>keeping adding until no effervescence</i>) <p>Removal of water</p> <ul style="list-style-type: none"> • transfer upper/organic layer to conical flask • add <u>anhydrous</u> sodium sulfate/calcium chloride/magnesium sulfate/other suitable drying agent • (<i>swirl mixture</i>) • (<i>decant off liquid</i>) <p>Obtaining pure chloroalkane</p> <ul style="list-style-type: none"> • distillation • collect liquid at boiling point of product
Total			14		

11
Mark Scheme

H433/03 Paper D

October 2021

Question		Answer	Mark	AO	Guidance
2	(a)	<p>primary - sequence/order of amino acids ✓</p> <p>secondary (folding of 1^y structure into) {β} (sheet) and {α} (helices) ✓</p> <p>tertiary - folding of secondary structure/ sheets and helices ✓</p>	3	3 x 1.1	<p>NOT chain</p> <p>Mention of α and β - BOD mark</p> <p>ALLOW 3D structure of (entire) protein / overall structure</p>
2	(b)	i	1	1.1	Both explanations required to score mark
2	(b)	ii	2	2 x 2.7	
					
2	(c)	i	1	1.1	
2	(c)	ii	3	1.1 2.1 2.2	<p>ALLOW any correct object and mirror image.</p> <p>ALLOW dotted lines instead of dotted wedges.</p> <p>ALLOW  etc</p> <p>If there are two ordinary lines (as opposite) they must not be at 180° to each other.</p> <p>ALLOW carbon with 4 <u>different</u> groups/atoms attached. Read other as different.</p> <p>NOT just cannot be superimposed</p>

2	(c)	iii	active sites also chiral ✓ cannot interact/fit with receptor/active sites ✓	2	2 x 3.2	Mark separately ORA
2	(d)		first order only initially/lower substrate concentration ✓ because rate proportional to concentration ✓ graph flattens, zero order at high ✓	3	3 x 3.2	CHECK graph, answer sometimes written there
				Total	15	

Question			Answer	Mark	AO	Guidance
3	(a)	i	$\text{Cl}_2 + 2\text{I}^- \rightarrow \text{I}_2 + 2\text{Cl}^-$ ✓	1	2.5	IGNORE state symbols; must be balanced
	(a)	ii	purple: solution of iodine in cyclohexane brown: solution of iodine in water/aqueous solution of iodine ✓	1	3.1	Use of ions CONS mark ALLOW I_3^- (aq)
3	(b)	i	CHECK ANSWER ON ANSWER LINE If answer = 144 mg, award 4 marks mole $\text{S}_2\text{O}_3^{2-} = 0.0142 \times 0.001 = 1.42 \times 10^{-5}$ ✓ mole I_2 from $25 \text{ cm}^3 = \text{above} \div 2 = 0.71 \times 10^{-5}$ total moles of <u>iodide</u> in $25 \text{ cm}^3 = 0.71 \times 10^{-5} \times 4 = 2.84 \times 10^{-5}$ ✓ concentration = above $\times 40 = 1.136 \times 10^{-3} \text{ mol dm}^{-3}$ ✓ $\text{mg dm}^{-3} = \text{above} \times 126.9 = 0.1442\text{g} = 144 \text{ mg dm}^{-3}$ to 3sf's ✓	4	3 x 2.4 3.1	ALLOW ecf at all stages Look for /0.025 instead of $\times 40$ If not 3sf - CON
3	(b)	ii	S oxidation state changes from +2 to $+2\frac{1}{2}$ ✓ increase in oxidation state/number is oxidation ✓	2	2 x 2.8	
3	(c)		Iodine: (diatomic) (small) molecule ✓ Potassium iodide: (giant) ionic (lattice) ✓ Polar water molecules attracted to +ve and -ve ions in KI ✓ Little interaction/id-id with non-polar iodine molecule and water ✓	4	1.2 2.1 2.1 2.2	ALLOW simple aka 'small'
Total				12		

Question			Answer	Mark	AO	Guidance
4	(a)	(i)	$[H^+] = \sqrt{K_a \times [\text{propanoic acid}]}$ $= \sqrt{1.3 \times 10^{-5} \times 0.5} = 2.55 \times 10^{-3} \checkmark$ pH = -log above = 2.59/2.6 (not 2.5)✓	2	2 x 3.1	4(a)(i), 4(a)(ii) and 4(c) need pH as answer
		(ii)	conc HCl = $20 \times 0.05/50 = 0.02 \checkmark$ pH = -log above = 1.7, so correct ✓	2	2 x 3.1	Second mark dependent on first being scored (ecf based on $pH = -\log[H^+]$ only allowed once (i.e. on 4a(i))
	(b)		$C_2H_5COO^- + H_2O \rightleftharpoons C_2H_5COOH + OH^- \checkmark$ $C_2H_5COO^-$ (accepting protons/ H^+ therefore) behaving as an base ✓ conjugate acid <u>propanoic acid</u> (molecule) ✓	3	1.2 2.5 2.6	ALLOW structural formulae ALLOW with Na^+ Must have \rightleftharpoons
	(c)		amount $C_2H_5COONa = 2.4/96 = 0.025 \text{ mol} \checkmark$ $[H^+] = K_a \times \frac{[\text{acid}]}{[\text{salt}]}$ (AW) ✓ $[H^+] = 1.3 \times 10^{-5} \times \text{either mole ratio } 0.015/0.025 \text{ or concentration ratio } 0.5/0.833 \checkmark$ $= 7.8 \times 10^{-6}$, so pH = 5.1 ✓	4	4 x 3.2	Do not allow ecf if already used on 4(a) Allow with values in H^+ expression

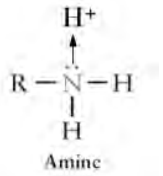
4	(d)*	<p><i>Please refer to the marking instructions on page 4 of this mark scheme for guidance on how to mark this question.</i></p> <p>Level 3 (5 – 6 marks) Selects mixture as buffer (and not other two) with most 'choice' points. Adds most explanation points with most equations.</p> <p><i>There is a well-developed line of reasoning which is clear and logically structured. The information presented is relevant and substantiated.</i></p> <p>Level 2 (3 – 4 marks) Selects mixture (and not other two) as buffer with some choice points and some explanation points</p> <p><i>There is a line of reasoning presented with some structure. The information presented is relevant and supported by some evidence.</i></p> <p>Level 1 (1 – 2 marks) Not clear which is buffer but gives some relevant points from choice and explanation/equations OR Selects mixture as buffer and gives some other relevant points</p> <p><i>There is some attempt at a logical structure with a line of reasoning. The information present is in the most part relevant.</i></p> <p>Level 0 (no marks) <i>No response or no response worthy of credit</i></p>	6	<p>2 x 3.1</p> <p>2 x 1.2</p> <p>2 x 2.2</p>	<p>Indicative scientific points may include:</p> <p>Choice of buffer solution (AO3.1)</p> <ul style="list-style-type: none"> • Mixture/Solution C is buffer since it resists changes in pH on: <ul style="list-style-type: none"> • addition of small amounts of acid • addition of small amounts of alkali • dilution • Acid and Base/salt not buffers since vary when changed as above. <p>Explanation of how a buffer works (AO1.2/2.2)</p> <ul style="list-style-type: none"> • C_6H_5COOH reacts with any added hydroxide ions • $C_6H_5COOH + OH^- \rightleftharpoons C_6H_5COO^- + H_2O$ • $C_6H_5COO^-$ reacts with any added H^+ ions • $C_6H_5COO^- + H^+ \rightleftharpoons C_6H_5COOH$ • maintains pH if conc. of conjugate acid and base both large. • $[H^+] = K_a \times \frac{[acid]}{[salt]}$ • All these for mixture, only first two for acid and base separately
---	------	---	---	--	--

15

H433/03 Paper D

Mark Scheme

October 2021

	e		amines are proton/H ⁺ acceptors ✓  OR lone pair of electrons on N ✓	2	1.1 2.1	base as proton acceptor / electron pair donator proton/ H ⁺ acceptor shown by equation second mark for idea that it is lone pair on N atom that can form (dative) bond to H ⁺
			Total	19		

OCR (Oxford Cambridge and RSA Examinations)
The Triangle Building
Shaftesbury Road
Cambridge
CB2 8EA

OCR Customer Contact Centre

Education and Learning

Telephone: 01223 553998

Facsimile: 01223 552627

Email: general.qualifications@ocr.org.uk

www.ocr.org.uk

For staff training purposes and as part of our quality assurance programme your call may be recorded or monitored