



Oxford Cambridge and RSA

Monday 19 October 2020 – Morning

A Level Chemistry B (Salters)

H433/03 Practical skills in chemistry

Time allowed: 1 hour 30 minutes



You must have:

- the Practical Insert (inside this document)
- the Data Sheet for Chemistry B

You can use:

- a scientific or graphical calculator
- an HB pencil



Please write clearly in black ink. **Do not write in the barcodes.**

Centre number

--	--	--	--	--

Candidate number

--	--	--	--

First name(s) _____

Last name _____

INSTRUCTIONS

- Use black ink. You can use an HB pencil, but only for graphs and diagrams.
- Write your answer to each question in the space provided. If you need extra space use the lined pages at the end of this booklet. The question numbers must be clearly shown.
- Answer **all** the questions.
- Where appropriate, your answer should be supported with working. Marks might be given for using a correct method, even if your answer is wrong.

INFORMATION

- The total mark for this paper is **60**.
- The marks for each question are shown in brackets [].
- Quality of extended response will be assessed in questions marked with an asterisk (*).
- This document has **16** pages.

ADVICE

- Read each question carefully before you start your answer.

3

Additional answer space if required

.....

.....

.....

.....

.....

.....

.....

.....

4

- (c) The student is given a sample of an unknown Group 2 carbonate MCO_3 .

The student is told to heat the sample to constant mass and use the results to identify the Group 2 carbonate.

- (i) Explain the term 'heat to constant mass'.

.....
..... [1]

- (ii) 4.00 g of a metal carbonate MCO_3 gives 1.91 g of MO on heating to constant mass.

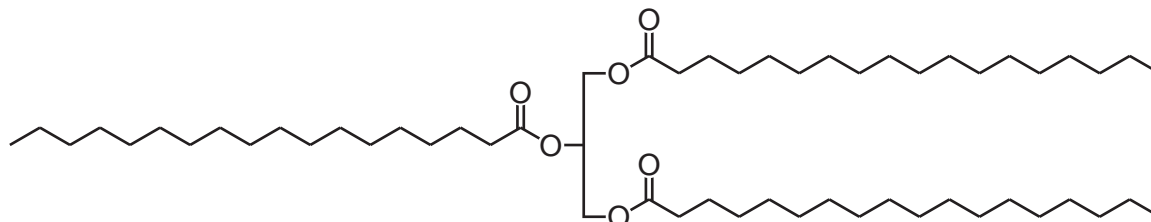
Identify metal M in MCO_3 showing a suitable calculation.

metal M is [3]

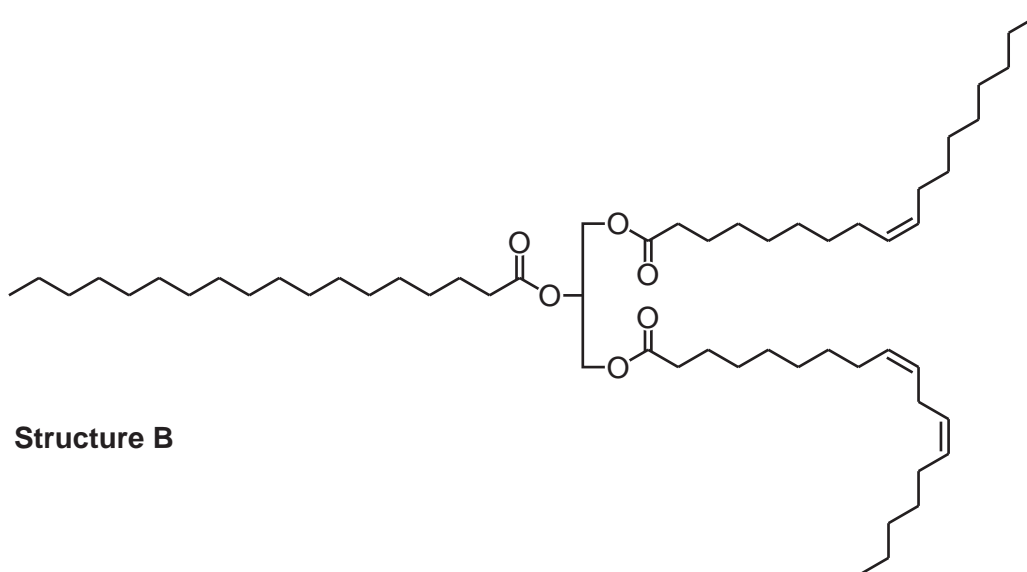
2 Fats and oils are essential to living systems.

Most fats and oils are triesters formed from the reaction of propane-1,2,3-triol (glycerol) with long chain carboxylic acids (fatty acids).

(a) Two triesters **A** and **B** are shown below.



Structure A



Structure B

(i) Structure **B** is described as a 'cis' unsaturated oil.

Explain the meanings of 'cis' and 'unsaturated'.

.....

.....

.....

.....

..... [2]

7

- (ii) State the types of intermolecular bonds between molecules of both structures **and** describe where in the molecules they occur.

.....

.....

.....

.....

..... [2]

- (iii) Suggest why Structure **A** is more likely to be a solid at room temperature than Structure **B**.

.....

.....

.....

.....

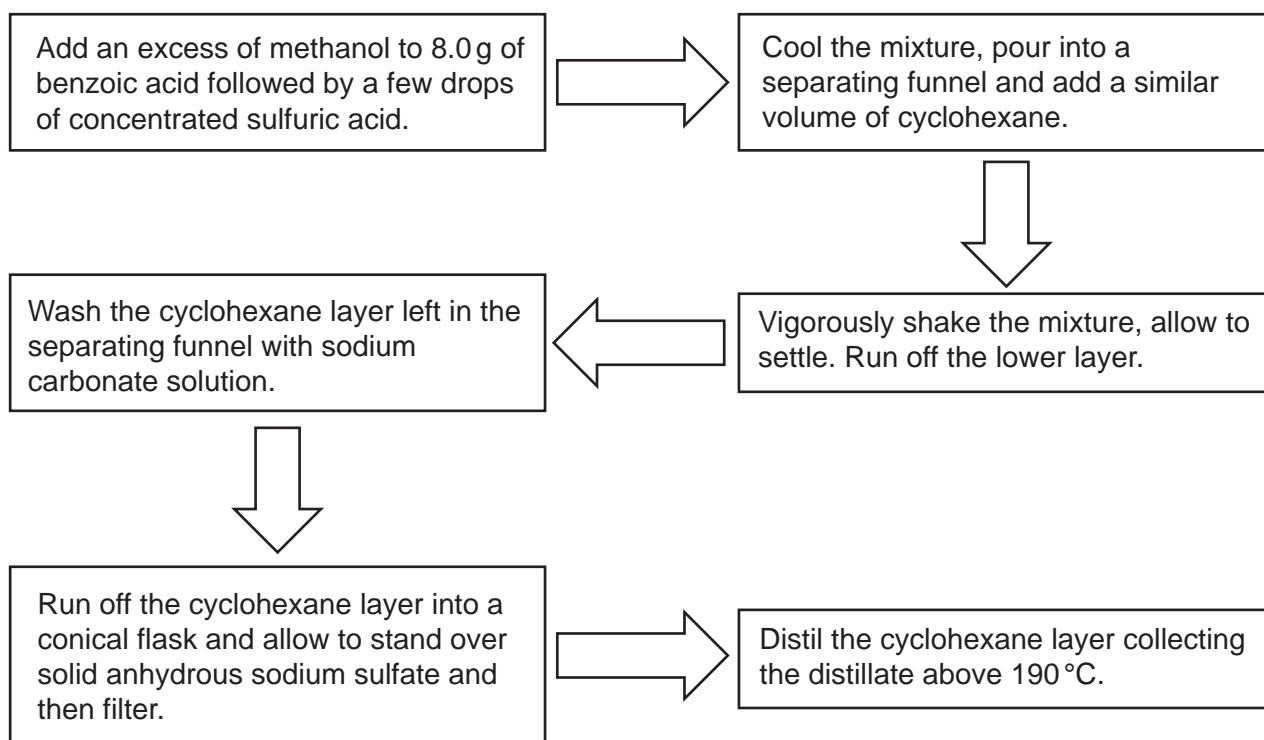
.....

..... [3]

8

(b) Methyl benzoate is a liquid at room temperature and has a boiling point of 200 °C.

The steps in a procedure for preparing and purifying the simple ester, methyl benzoate, are shown in the flow chart.



Give the reasons for the following experimental procedures in the flow chart:

(i) adding cyclohexane

.....
 [1]

(ii) adding sodium carbonate solution

.....
 [1]

(iii) standing the cyclohexane layer over solid anhydrous sodium sulfate

.....
 [1]

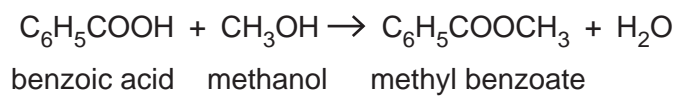
(iv) collecting the distillate above 190 °C

.....
 [1]

9

(c) A student followed the procedure in the flow chart and obtained 5.46 g of methyl benzoate.

The equation for the preparation is:



Calculate the percentage yield of methyl benzoate.

Give your answer to an **appropriate** number of significant figures.

percentage yield = % [4]

3 The two isomers of propanol, C_3H_7OH can be used as fuels.

(a) A student measures the enthalpy change of combustion of propan-1-ol, C_3H_7OH . The apparatus used is shown in **Fig. 3.1**.

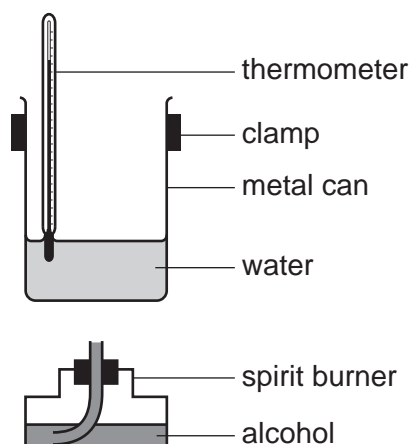


Fig. 3.1

The student's results are shown in **Table 3.1**.

Mass of spirit burner + propan-1-ol	43.11 g
Mass of spirit burner + propan-1-ol after burning	42.92 g
Initial temperature of water	19.7 °C
Final temperature of water	31.2 °C
Mass of water in metal can	100 g

Table 3.1

Use the results in **Table 3.1** to calculate a value for the enthalpy change of combustion of propan-1-ol, $\Delta_c H$, in kJ mol^{-1} .

Enthalpy change of combustion of propan-1-ol, $\Delta_c H = \dots\dots\dots \text{kJ mol}^{-1}$ [3]

(b) The data book value for the enthalpy change of combustion of propan-1-ol is $-2021 \text{ kJ mol}^{-1}$.

(i) One reason for the difference is heat loss to the surroundings.

Suggest **two** other reasons for the difference between the experimental value and the data book value.

1

.....

2

.....

[2]

(ii) Describe **one** addition to the apparatus in **Fig. 3.1** that would improve the accuracy of the experimental value for the enthalpy change of combustion.

.....

..... [1]

(c) The data book value for the enthalpy change of combustion of propan-2-ol is very similar to that of propan-1-ol.

(i) Write out the **full** structural formulae of the **two** compounds.

propan-1-ol

propan-2-ol

[1]

(ii) Explain why the enthalpy change of combustion values are exothermic and very similar. Use your answer to **(c)(i)** and the idea of average bond enthalpies in your answer.

.....

.....

.....

.....

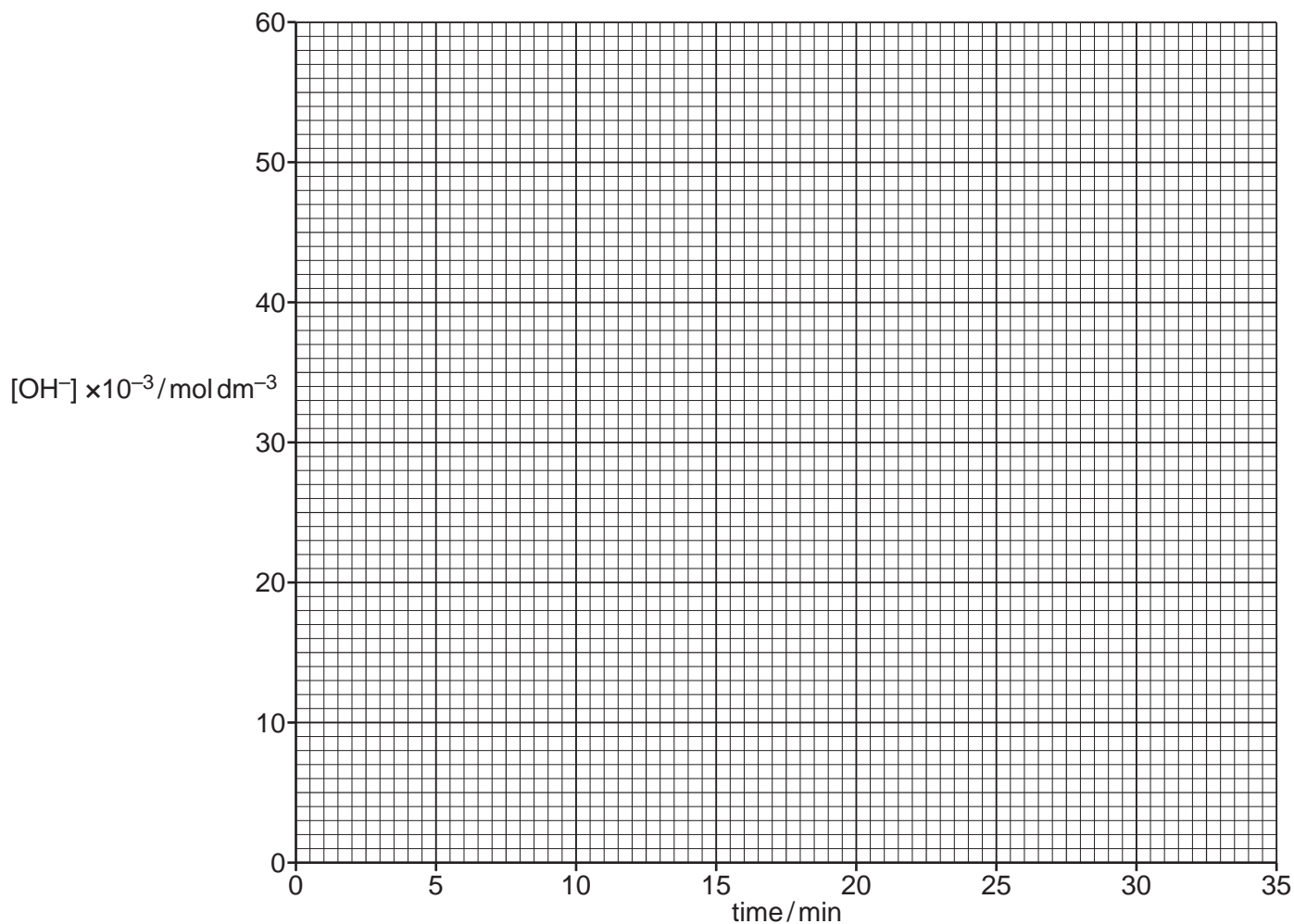
.....

..... [3]

13

(b) (i) Using the data from **Table 4.1** in the Practical Insert, plot a graph on the grid below.

Include a curve of best fit.



[2]

(ii) Use your graph to calculate the time taken for the concentration of hydroxide ions to fall from 40×10^{-3} to 20×10^{-3} and from 20×10^{-3} to 10×10^{-3} mol dm⁻³.

Show your working on the graph.

Time taken to fall from 40×10^{-3} to 20×10^{-3} mol dm⁻³ = min

Time taken to fall from 20×10^{-3} to 10×10^{-3} mol dm⁻³ = min

[2]

(iii) Explain how the graph shows that the **overall** order of the reaction is first order.

.....

[2]

14

- (iv) A student is told that the reaction followed using **Method 1** goes by **mechanism B**.

The student says that the first reaction in **mechanism B** must be the rate-determining step. This accounts for the overall first order of the reaction.

Comment on the student's statement.

.....

.....

.....

.....

..... [2]

- (c) (i) Use the data in **Table 4.2** to determine the order of reaction with respect to 1-bromobutane and hydroxide ions in **Method 2**.

Give your reasoning.

.....

.....

.....

.....

..... [2]

- (ii) Complete the rate equation for the reaction in part (c)(i).

Rate = [1]

END OF QUESTION PAPER

ADDITIONAL ANSWER SPACE

If additional space is required, you should use the following lined page(s). The question number(s) must be clearly shown in the margin(s).

A large area of lined paper for writing. It consists of a vertical solid line on the left side, creating a margin. To the right of this line, there are numerous horizontal dotted lines spaced evenly down the page, providing a guide for writing.

A large rectangular area with a solid vertical line on the left side and horizontal dotted lines extending across the page, providing a space for writing answers.



Copyright Information

OCR is committed to seeking permission to reproduce all third-party content that it uses in its assessment materials. OCR has attempted to identify and contact all copyright holders whose work is used in this paper. To avoid the issue of disclosure of answer-related information to candidates, all copyright acknowledgements are reproduced in the OCR Copyright Acknowledgements Booklet. This is produced for each series of examinations and is freely available to download from our public website (www.ocr.org.uk) after the live examination series. If OCR has unwittingly failed to correctly acknowledge or clear any third-party content in this assessment material, OCR will be happy to correct its mistake at the earliest possible opportunity.

For queries or further information please contact The OCR Copyright Team, The Triangle Building, Shaftesbury Road, Cambridge CB2 8EA.

OCR is part of the Cambridge Assessment Group; Cambridge Assessment is the brand name of University of Cambridge Local Examinations Syndicate (UCLES), which is itself a department of the University of Cambridge.