

OCR

Oxford Cambridge and RSA

Tuesday 11 June 2019 – Afternoon

A Level Chemistry B (Salters)

H433/02 Scientific literacy in chemistry

Insert

Time allowed: 2 hours 15 minutes



INSTRUCTIONS

- Do not send this Insert for marking; it should be retained in the centre or recycled.
- Please contact OCR Copyright should you wish to re-use this document.

INFORMATION

- This Insert contains the Advance Notice.
- This document consists of 4 pages.

Clearing the air around smoke formation

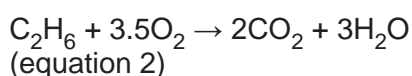
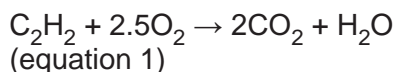
Adapted from an article in Education in Chemistry March 2017 by Declan Fleming

Why do unsaturated hydrocarbons burn in such a distinctive way compared to their saturated counterparts? It's a simple enough question, and with the smoky flame test sitting alongside the bromine water test for unsaturation on many chemistry courses, you'd think there would be a simple answer. Unsaturated hydrocarbons can prove more complicated.

Getting to the heat of the matter

Take the flame temperatures for example. In terms of hydrocarbon fuels, the oxygen acetylene flame can't be beaten, with a flame temperature of around 3500 °C. Using air (rather than pure oxygen) as the oxidiser, acetylene can burn around 2500 °C, while its saturated cousin ethane can't even reach 2000 °C. A teacher might suggest a student investigates the relevant Hess cycles. However, using enthalpy of formation values, a predicted enthalpy of combustion (without condensing the water in the flame) for acetylene would be $-1257 \text{ kJ mol}^{-1}$ but ethane's would be $-1428 \text{ kJ mol}^{-1}$.

Clearly then, calorimetry alone doesn't explain the differences in flame temperatures. To answer this conundrum the other molecules present need to be considered (see equations 1 and 2). It's a great example of Avogadro's law in action – the same volumes of gases at equal temperatures and pressures must contain the same numbers of particles – and this comes at a cost for ethane.



Imagine these reactions taking place in two equally-sized boxes containing stoichiometric mixtures. Because extra oxygen molecules are needed to combust the ethane, and it is necessary to keep the pressures the same, there is less space in the 'box' for molecules of ethane themselves. The mole fraction of fuel in the box is therefore higher for acetylene – a back-of-the-envelope calculation for a stoichiometric mix in air shows the number of acetylene molecules combusting is approximately 1.4 times greater than the number of ethane molecules in the same volume.

So, the combustion reaction equations don't explain the flame temperature differences, but might they help us explain why the acetylene flame is sootier? Again, the answer is no. The equations show that ethane requires more, not less oxygen than acetylene to completely combust and therefore incomplete combustion (that typically produces a sooty flame) should be more likely in ethane if it was just a matter of getting the oxygen to where it's needed.

Working backwards

Naturally at the high temperatures inside a flame, activation energy barriers become less of a hindrance than they are closer to room temperature, and many alternative reaction pathways open up. To explain why unsaturated hydrocarbons burn with a sootier flame than their saturated cousins, we need to start at soot and work backwards to determine which reaction pathways are important here.

Although the composition of soot varies significantly depending on its source, it typically consists of approximately 50nm particles. When produced in high enough quantities, in a small enough space, these aggregate together to make particulates of varying sizes – some large enough to be visible to the naked eye. These particles are mostly graphitic in nature, made up of sheet-like carbon structures that vary widely in architecture from highly crystalline to highly amorphous.

To make one of these soot particles, the first step is to construct a planar, graphene-like layer of carbon. The similarities between this sp^2 -hybridised carbon sheet and a smaller polyaromatic structure such as that of naphthalene are clear (Fig. 1).

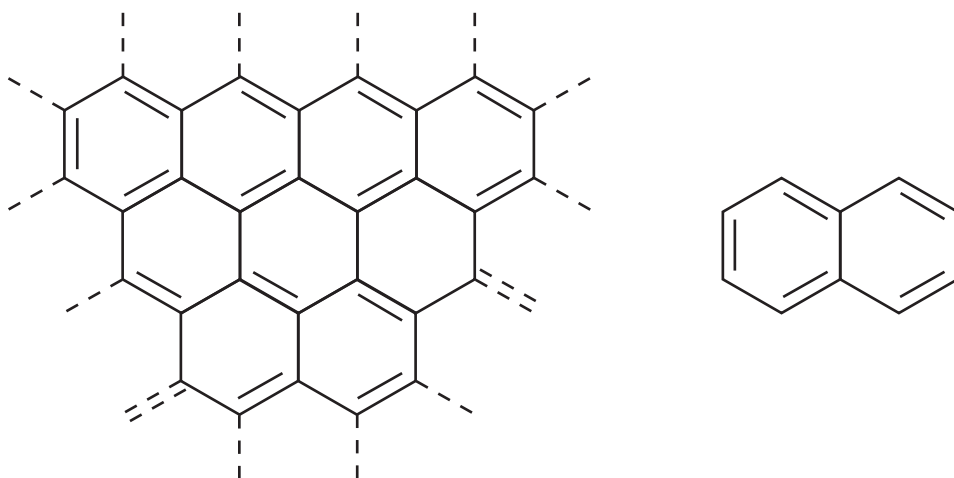


Fig. 1: Structures of graphene (left) and naphthalene (right)

Structures of this type are so important to the study of soot that they have been given their own name: polycyclic aromatic hydrocarbons (PAHs). To make soot it is necessary to rapidly create and grow PAHs.

There are two key ingredients needed to grow a PAH: hydrogen atoms and plenty of acetylene. The mechanism of the conversion of a small molecule like naphthalene to an extensive graphite-like structure is known as hydrogen-abstraction- C_2H_2 -addition, or HACA for short.

The first step to forming a new PAH ring is the abstraction of a hydrogen atom from a benzene ring. An acetylene molecule then adds at this site, to make a two-carbon long side chain. A further HACA reaction onto the end of this chain grows the unsaturated side group to four carbons long. This chain then wraps around to form another aromatic ring and build up the PAH (see Fig. 2).

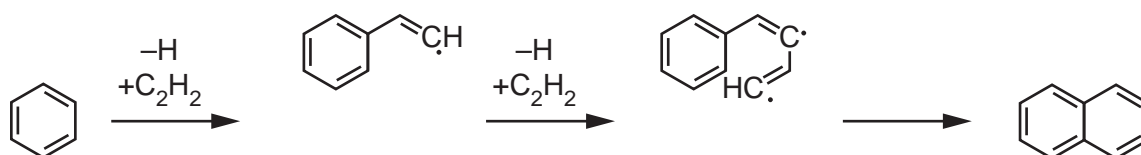


Fig. 2: The mechanism of PAH growth

Two key components explain the success of this growth pathway: thermodynamically stable intermediates and a kinetic lever which pushes the reaction forward from each of these stable intermediates.

The stable intermediates are themselves PAHs, each populated with relatively strong carbon-carbon sp^2 -hybridised covalent bonds with the extra stability afforded by aromatic numbers of p electrons. Numerous intermediates have been identified and studied so far. The reactions proceed like ratchet mechanisms – ensuring that once formed, each intermediate is difficult to break down, preventing the reverse reaction taking place.

This stability is however somewhat balanced by the entropic disfavourability of producing one large molecule from many small ones. A swell of hydrogen atoms is necessary to overcome the thermodynamic brake applied to the growth of the PAH. These hydrogens abstract other hydrogen atoms from the thermodynamically stable growing structure and push the reaction onwards.

Thankfully they are in plentiful supply with numerous 'small molecule' reactions, such as $\text{CH} + \text{O} \rightarrow \text{CO} + \text{H}$ and $\text{CH}_2 + \text{O}_2 \rightarrow \text{CO}_2 + 2\text{H}$, providing a pool of hydrogen atoms. Many of these small molecule reactions require oxygen. Because soot is typically attributed to a lack of oxygen, it's surprising to realise that oxygen is so important to the reactions that form it.

You can think of complete combustion versus incomplete combustion as the outcome of a race between soot formation and the formation of CO_2 , rather than being due to an overall deficiency of oxygen. Looking at the mechanism of how PAHs grow it is clear how the presence of acetylene in a flame dramatically favours the formation of soot, by providing a competing reaction pathway to the traditional oxidation route to CO_2 . If you burn acetylene itself, the fates of the carbon atoms within it are all but sealed.

What about other fuels?

But what about fuels other than acetylene, how do they produce smoke? It turns out acetylene must be produced in any flame for the PAH growth process that produces soot to start. And the closer the starting ingredient's structure is to that of acetylene (for example if it contains double or triple bonds) the more dominant that reaction will be, and therefore the more soot will be produced. In the case of saturated fuels the oxidation route to CO_2 will dominate instead, but some soot may still be produced under the right conditions.

Let's look, for example, at how soot forms when burning the saturated molecule butane. A typical first step in hydrocarbon combustion involves the formation of a radical by homolytic fission of a C–C bond, as it is weaker than a C–H bond. An example reaction is $\text{C}_4\text{H}_{10} + \text{M} \rightarrow \text{C}_3\text{H}_7 + \text{CH}_3 + \text{M}$, where M is another colliding molecule involved in the reaction (usually nitrogen).

In the second step the C_3H_7 radical decays to form an alkene. Ethene can react on to form acetylene itself, e.g. $\text{C}_2\text{H}_4 + \text{H} \rightarrow \text{C}_2\text{H}_3 + \text{H}_2$ followed by H-abstraction: $\text{C}_2\text{H}_3 \rightarrow \text{C}_2\text{H}_2 + \text{H}$.

It's easy to see that all these additional steps make the production of soot much less favourable for butane than acetylene.

So we've finished at the start. Why do unsaturated molecules have a predisposition to produce smoky flames? Because the soot itself is unsaturated and is formed from small molecules that are unsaturated too. Molecules that will be produced in any flame, but if already present in large quantities to begin with, can give the competing soot-formation reaction a head start over the combustion reaction to give us our familiar yellow sooty flame.

OCR

Oxford Cambridge and RSA

Copyright Information

OCR is committed to seeking permission to reproduce all third-party content that it uses in its assessment materials. OCR has attempted to identify and contact all copyright holders whose work is used in this paper. To avoid the issue of disclosure of answer-related information to candidates, all copyright acknowledgements are reproduced in the OCR Copyright Acknowledgements Booklet. This is produced for each series of examinations and is freely available to download from our public website (www.ocr.org.uk) after the live examination series.

If OCR has unwittingly failed to correctly acknowledge or clear any third-party content in this assessment material, OCR will be happy to correct its mistake at the earliest possible opportunity.

For queries or further information please contact The OCR Copyright Team, The Triangle Building, Shaftesbury Road, Cambridge CB2 8EA.

OCR is part of the Cambridge Assessment Group; Cambridge Assessment is the brand name of University of Cambridge Local Examinations Syndicate (UCLES), which is itself a department of the University of Cambridge.