

OCR

Oxford Cambridge and RSA

A Level Chemistry A

H432/03 Unified chemistry

Tuesday 27 June 2017 – Morning

Time allowed: 1 hour 30 minutes



You must have:

- the Data Sheet for Chemistry A (sent with general stationery)

You may use:

- a scientific or graphical calculator
- a ruler



First name										
Last name										
Centre number						Candidate number				

INSTRUCTIONS

- Use black ink. You may use an HB pencil for graphs and diagrams.
- Complete the boxes above with your name, centre number and candidate number.
- Answer **all** the questions.
- Write your answer to each question in the space provided. If additional space is required, use the lined page(s) at the end of this booklet. The question number(s) must be clearly shown.
- Do **not** write in the barcodes.

INFORMATION

- The total mark for this paper is **70**.
- The marks for each question are shown in brackets [].
- Quality of extended responses will be assessed in questions marked with an asterisk (*).
- This document consists of **20** pages.

3

- (d) Calculate the volume of methane, in dm^3 , that would be released from the melting of each 1.00 kg of 'methane hydrate' at 101 kPa and 0°C .

Give your answer to **three** significant figures.

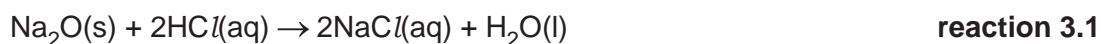
volume = dm^3 [4]

- (e) Suggest why some industries are interested in the presence of 'methane hydrate' in regions of the Earth.

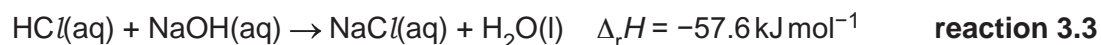
.....
.....
..... [1]

4

- 2 A student plans to determine the enthalpy change of **reaction 3.1** shown below.



This enthalpy change can be determined indirectly using Hess' Law from the enthalpy changes of **reaction 3.2** and **reaction 3.3** shown below.



The student will determine the enthalpy change of **reaction 3.2** as outlined below.

- Weigh a bottle containing $\text{Na}_2\text{O}(\text{s})$ and weigh a polystyrene cup.
- Add about 25 cm^3 of water to the polystyrene cup and measure its temperature.
- Add the $\text{Na}_2\text{O}(\text{s})$, stir the mixture, and measure the maximum temperature reached.
- Weigh the empty bottle and weigh the polystyrene cup with the final solution.

Mass readings

Mass of bottle + $\text{Na}_2\text{O}(\text{s})$	= 16.58 g
Mass of empty bottle	= 15.34 g

Mass of empty polystyrene cup	= 21.58 g
Mass of polystyrene cup + final solution	= 47.33 g

Temperature readings

Initial temperature of water	= 20.5°C
Maximum temperature of final solution	= 55.5°C

The density and specific heat capacity, c , of the solution are the same as for water.

6

- (c) Suggest a modification to this experiment, using the **same** apparatus, which would reduce the percentage errors in the measurements.

Explain your reasoning.

.....

.....

.....

..... [2]

- (d) Sodium oxide, Na_2O , can be prepared by the redox reaction of NaNO_2 and sodium metal. Nitrogen gas is also formed.

- (i) What is the systematic name for NaNO_2 ?

..... [1]

- (ii) Using oxidation numbers, with signs, show the element that is oxidised and the element that is reduced in this reaction.

Element oxidised

Oxidation number change from to

Element reduced

Oxidation number change from to

[2]

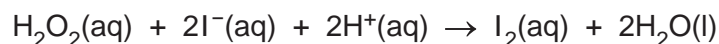
- (iii) Construct the equation for this reaction.

Equation [1]

7

3 This question is about reactions of hydrogen peroxide, H_2O_2 .

(a) Hydrogen peroxide, H_2O_2 , iodide ions, I^- , and acid, H^+ , react as shown in the equation below.



A student carries out several experiments at the same temperature, using the initial rates method, to determine the rate constant, k , for this reaction.

The results are shown below.

Experiment	Initial concentrations			Rate $/10^{-6} \text{mol dm}^{-3} \text{s}^{-1}$
	$[\text{H}_2\text{O}_2(\text{aq})]$ $/\text{mol dm}^{-3}$	$[\text{I}^-(\text{aq})]$ $/\text{mol dm}^{-3}$	$[\text{H}^+(\text{aq})]$ $/\text{mol dm}^{-3}$	
1	0.0100	0.0100	0.100	2.00
2	0.0100	0.0200	0.100	4.00
3	0.0200	0.0100	0.100	4.00
4	0.0200	0.0100	0.200	4.00

(i) Determine the rate equation and calculate the rate constant, k , including units.

$k = \dots\dots\dots$ units $\dots\dots\dots$ [3]

(ii) The rate constant, k , for this reaction is determined at different temperatures, T .

Explain how the student could determine the activation energy, E_a , for the reaction graphically using values of k and T .

.....

 [3]

9

(c) Peroxycarboxylic acids are organic compounds with the COOOH functional group.

Peroxyethanoic acid, CH₃COOOH, is used as a disinfectant.

(i) Suggest the structure for CH₃COOOH.

The COOOH functional group must be clearly displayed.

[1]

(ii) Peroxyethanoic acid can be prepared by reacting hydrogen peroxide with ethanoic acid. This is a heterogeneous equilibrium.



A 250 cm³ equilibrium mixture contains concentrations of 0.500 mol dm⁻³ H₂O₂(aq) and 0.500 mol dm⁻³ CH₃COOH(aq).

Calculate the amount, in mol, of peroxyethanoic acid in the equilibrium mixture.

amount = mol [3]

4 This question is about weak acids.






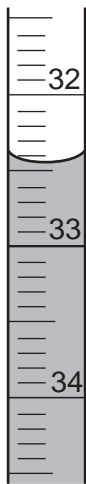
(a) Compound **A** is a weak monobasic acid.

A student is supplied with a 250.0 cm^3 solution prepared from 2.495 g of **A**.

The student titrates 25.0 cm^3 samples of this solution with $0.0840\text{ mol dm}^{-3}$ NaOH in the burette.

The student carries out a trial, followed by the three further titrations. The diagrams show the initial burette readings and the final burette readings for the student's three **further** titrations.

All burette readings are measured to the nearest 0.05 cm^3 .

Titration 1		Titration 2		Titration 3	
Initial reading	Final reading	Initial reading	Final reading	Initial reading	Final reading
					

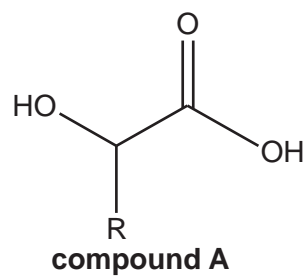
(i) Record the student's readings and the titres in an appropriate format.

Calculate the mean titre that the student should use for analysing the results.

mean titre = cm^3 [4]

11

(ii) The structure of compound **A** is shown below.



Compound **A** has four optical isomers.

Using this information and the student's results, answer the following.

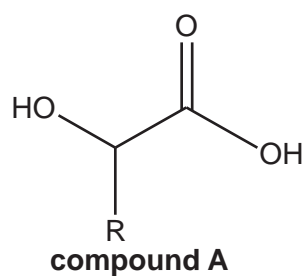
- Determine the molar mass of **A** and the formula of the alkyl group R.
- Draw the structure of compound **A** and label any chiral carbon atoms with an asterisk*.

Show all your working.

[6]

12

(b) The structural formula of compound **A** is repeated below.



Two reactions of compound **A** are carried out.

Suggest an equation for each reaction and state the type of reaction.

In your equations, draw structures for organic compounds.

You can use R for the alkyl group.

- (i) Magnesium ribbon is added to a solution of compound **A**.
Gas bubbles are seen and the magnesium slowly dissolves.

Equation

Type of reaction [3]

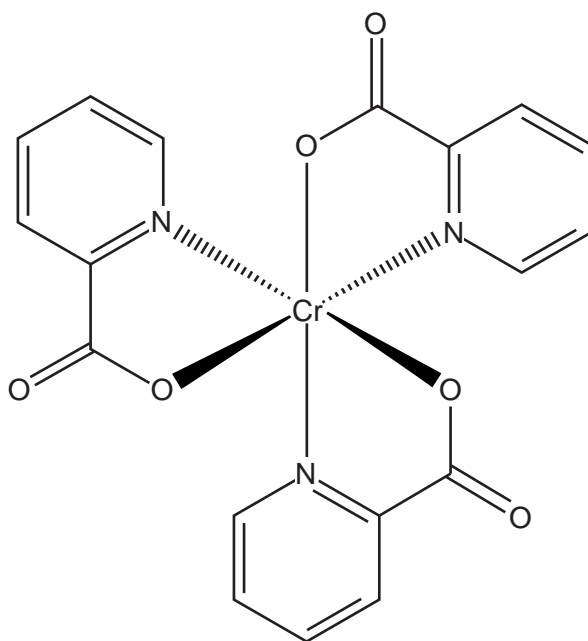
- (ii) Compound **A** is heated with a few drops of concentrated sulfuric acid as a catalyst.
A cyclic 'dimer' of compound **A** forms.

Equation

Type of reaction [3]

13

- (c) Chromium(III) picolinate, shown below, is a neutral complex that can be prepared from the weak acid, picolinic acid.



Chromium(III) picolinate is used in tablets as a nutritional supplement for chromium.

- (i) Draw the structure of the ligand in chromium(III) picolinate.

[1]

- (ii) A typical tablet of chromium(III) picolinate contains $200\ \mu\text{g}$ of chromium.

Calculate the mass, in g, of chromium(III) picolinate in a typical tablet.
 $1\ \mu\text{g} = 10^{-6}\text{g}$.

Give your answer to **three** significant figures.

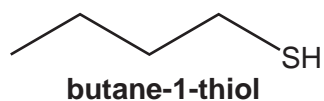
mass = g [2]

Turn over

5 This question is about organic molecules that have a strong smell.

(a) Thiols are foul-smelling, organic sulfur compounds with the functional group –SH.

Butane-1-thiol, shown below, contributes to the strong smell of skunks.



(i) Thiols are weak acids.

Write the expression for the acid dissociation constant, K_a , for butane-1-thiol.

[1]

(ii) Thiols react with carboxylic acids to form thioesters.

Write an equation for the reaction of butane-1-thiol with ethanoic acid.

Use structures for all organic compounds with the functional groups clearly displayed.

[2]

(iii) When beer is exposed to light, 3-methylbut-2-ene-1-thiol is formed, which gives an unpleasant smell and flavour to the beer.

Draw the **skeletal** formula for 3-methylbut-2-ene-1-thiol.

[1]

15

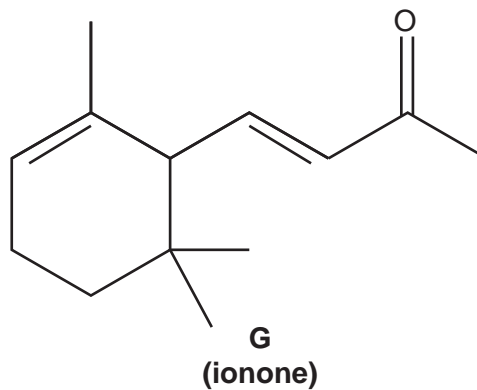
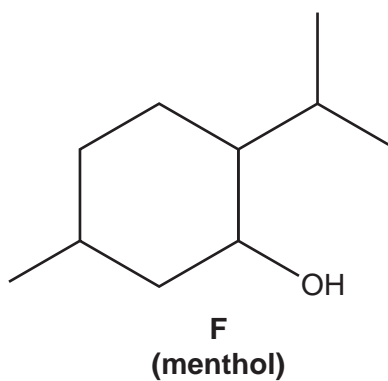
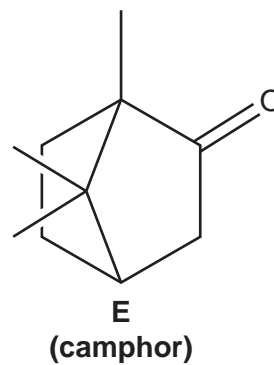
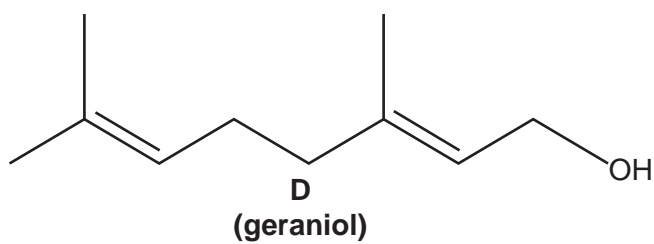
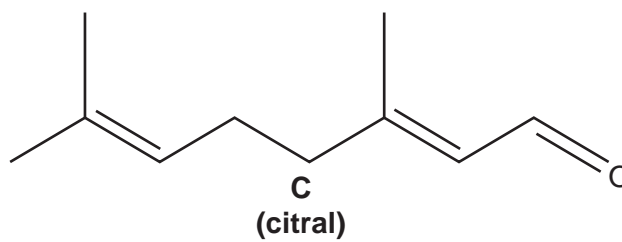
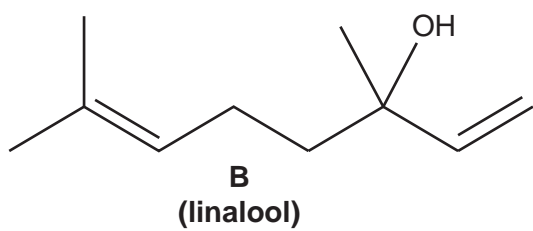
- (iv) Propane-1,3-dithiol reacts with carbonyl compounds in a condensation reaction to form a cyclic organic sulfur product.

Write an equation for the reaction of propane-1,3-dithiol with propanone.

Use structures for organic compounds.

[2]

(b)* The structures for six naturally occurring organic compounds with pleasant smells, **B–G**, are shown below. The common names in brackets relate to their source and smell.



ADDITIONAL ANSWER SPACE

If additional space is required, you should use the following lined page(s). The question number(s) must be clearly shown in the margin(s).

A large area of lined paper for writing. It consists of a vertical solid line on the left side, creating a margin. To the right of this line, there are numerous horizontal dotted lines spaced evenly down the page, providing a guide for writing.

A series of horizontal dotted lines for writing, with a solid vertical line on the left side.

A large rectangular area with a solid vertical line on the left and horizontal dotted lines across the rest of the page, intended for writing answers.



Copyright Information

OCR is committed to seeking permission to reproduce all third-party content that it uses in its assessment materials. OCR has attempted to identify and contact all copyright holders whose work is used in this paper. To avoid the issue of disclosure of answer-related information to candidates, all copyright acknowledgements are reproduced in the OCR Copyright Acknowledgements Booklet. This is produced for each series of examinations and is freely available to download from our public website (www.ocr.org.uk) after the live examination series.

If OCR has unwittingly failed to correctly acknowledge or clear any third-party content in this assessment material, OCR will be happy to correct its mistake at the earliest possible opportunity.

For queries or further information please contact the Copyright Team, First Floor, 9 Hills Road, Cambridge CB2 1GE.

OCR is part of the Cambridge Assessment Group; Cambridge Assessment is the brand name of University of Cambridge Local Examinations Syndicate (UCLES), which is itself a department of the University of Cambridge.