



GCE

Chemistry A

H432/02: Synthesis and analytical techniques

Advanced GCE

Mark Scheme for Autumn 2021

OCR (Oxford Cambridge and RSA) is a leading UK awarding body, providing a wide range of qualifications to meet the needs of candidates of all ages and abilities. OCR qualifications include AS/A Levels, Diplomas, GCSEs, Cambridge Nationals, Cambridge Technicals, Functional Skills, Key Skills, Entry Level qualifications, NVQs and vocational qualifications in areas such as IT, business, languages, teaching/training, administration and secretarial skills.

It is also responsible for developing new specifications to meet national requirements and the needs of students and teachers. OCR is a not-for-profit organisation; any surplus made is invested back into the establishment to help towards the development of qualifications and support, which keep pace with the changing needs of today's society.

This mark scheme is published as an aid to teachers and students, to indicate the requirements of the examination. It shows the basis on which marks were awarded by examiners. It does not indicate the details of the discussions which took place at an examiners' meeting before marking commenced.

All examiners are instructed that alternative correct answers and unexpected approaches in candidates' scripts must be given marks that fairly reflect the relevant knowledge and skills demonstrated.

Mark schemes should be read in conjunction with the published question papers and the report on the examination.















© OCR 2021

H432/02

Mark Scheme

October 2021

1. Annotations

Annotation	Meaning
	Correct response
	Incorrect response
	Omission mark
	Benefit of doubt given
	Contradiction
	Rounding error
	Error in number of significant figures
	Error carried forward
	Level 1
	Level 2
	Level 3
	Benefit of doubt not given
	Noted but no credit given
	Ignore

2. Abbreviations, annotations and conventions used in the detailed Mark Scheme (to include abbreviations and subject-specific conventions).

Annotation	Meaning
DO NOT ALLOW	Answers which are not worthy of credit
IGNORE	Statements which are irrelevant
ALLOW	Answers that can be accepted
()	Words which are not essential to gain credit
—	Underlined words must be present in answer to score a mark
ECF	Error carried forward
AW	Alternative wording
ORA	Or reverse argument

H432/02

Mark Scheme

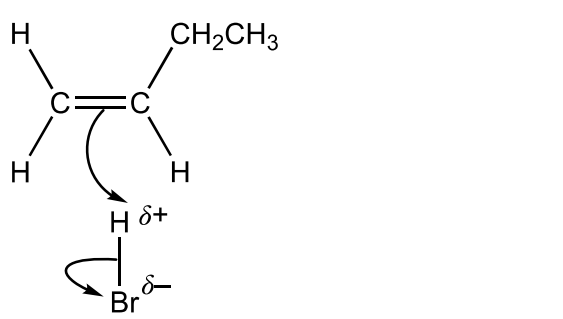
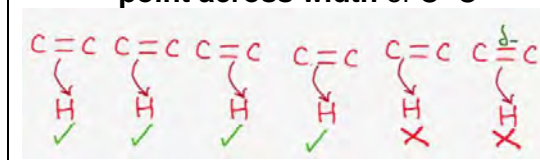
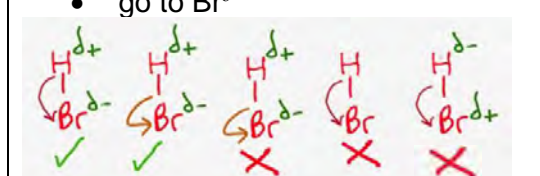
October 2021

Question	Answer	Marks	AO element	Guidance
1	C	1	AO2.1	ALLOW 4 (This is the number of structural isomers)
2	B	1	AO1.2	
3	C	1	AO2.2	
4	C	1	AO2.6	
5	D	1	AO2.1	
6	B	1	AO1.2	
7	A	1	AO1.2	
8	C	1	AO2.1	
9	C	1	AO1.2	
10	A	1	AO2.1	
11	D	1	AO2.5	
12	B	1	AO2.1	
13	B	1	AO2.1	
14	C	1	AO1.1	
15	A	1	AO1.2	
	Total	15		

H432/02

Mark Scheme

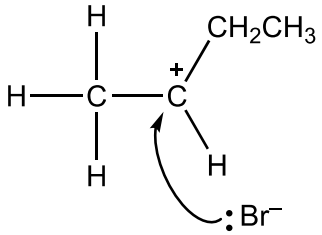
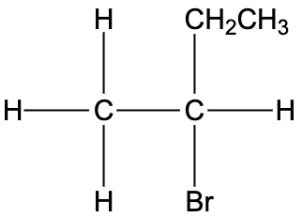
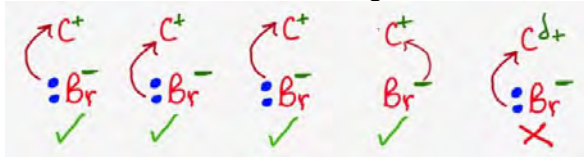
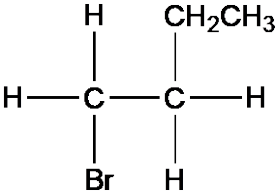
October 2021

Question			Answer	Marks	AO element	Guidance
16	(a)	(i)	σ -bond: Overlap of orbitals between (bonding) atoms ✓ π -bond: Sideways overlap of (adjacent) p-orbitals ✓	2	AO1.1 ×2	ALLOW labelled diagrams IGNORE the type of orbital for σ -bond DO NOT ALLOW pi-orbital
		(ii)	σ -bonds: 9 ✓ π -bonds: 2 ✓	2	AO1.2 ×2	
	(b)	(i)	 <p>Curly arrow from C=C bond to H of H-Br ✓ DO NOT ALLOW partial charge on C=C</p> <p>Correct dipole shown on H-Br AND curly arrow showing breaking of H-Br bond ✓</p>	4	AO1.2 ×2 AO2.5 ×2	NOTE: curly arrows can be straight, snake like, etc. but NOT double headed or half headed arrows 1st curly arrow must <ul style="list-style-type: none"> go to the H atom of H-Br AND <ul style="list-style-type: none"> start from, OR be traced back to any point across width of C=C  2nd curly arrow must <ul style="list-style-type: none"> start from, OR be traced back to any part of $\delta^+H-Br^{\delta-}$ bond AND <ul style="list-style-type: none"> go to $Br^{\delta-}$ 

H432/02

Mark Scheme

October 2021

Question	Answer	Marks	AO element	Guidance
	<p>Correct carbocation AND curly arrow from Br⁻ to C⁺ of carbocation ✓ DO NOT ALLOW δ+ on C of carbocation</p>  <p>Correct product ✓</p> 			<p>3rd curly arrow must</p> <ul style="list-style-type: none"> go to the C⁺ of carbocation AND start from, OR be traced back to any point across width of lone pair on :Br⁻ OR start from – charge of Br⁻ ion  <p>(Lone pair NOT needed if curly arrow shown from – charge of Br⁻ ion)</p> <p>ALLOW ECF for product from incorrect carbocation, i.e.</p>  <p>IF Br₂ is used instead of HBr contact your Team Leader</p>

H432/02

Mark Scheme

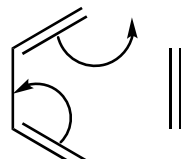
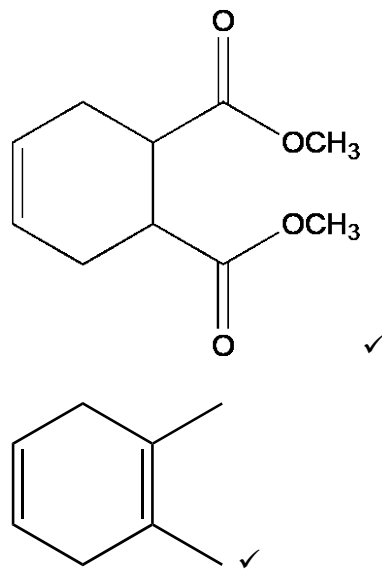
October 2021

Question		Answer	Marks	AO element	Guidance
	(ii)	(major product forms from) most/more stable intermediate/carbocation ✓ (major product forms from a) secondary carbocation OR carbocation bonded to more C atoms / more alkyl groups OR carbocation bonded to fewer H atoms ✓	2	AO1.1 AO1.2	For carbocation, ALLOW carbonium ion or cation IGNORE descriptions of the major/minor product in terms of Markownikoff's rule e.g. H atom joins to C with most H IGNORE references to stability of the product ----- ALLOW ORA , i.e. (minor product forms from) least/less stable intermediate/carbocation ✓ (minor product forms from a) primary carbocation OR carbocation bonded to less C atoms / less alkyl groups OR carbocation bonded to more H atoms ✓
	(iii)	3 ✓	1	AO1.2	
(c)	(i)	Same structural formula AND Different arrangement (of atoms) in space OR different spatial arrangement (of atoms) ✓	1	AO1.1	ALLOW structure/displayed/skeletal formula DO NOT ALLOW same empirical formula OR same general formula IGNORE same molecular formula Reference to <i>E/Z</i> isomerism or optical isomerism is not sufficient
	(ii)	Student is not correct AND 2 groups on one carbon atom (of C=C) are the same OR C–C bond can rotate ✓	1	AO3.1	DO NOT ALLOW one side of C=C

H432/02

Mark Scheme

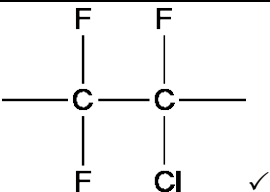
October 2021

Question		Answer	Marks	AO element	Guidance
(d)	(i)	 <p>1 mark for each curly arrow ✓✓</p>	2	AO2.5 x2	<p>IGNORE any dipoles shown</p> <p>NOTE: curly arrows can be straight, snake-like, etc. but NOT half headed or double headed arrows</p> <p>Curly arrow from C=C bond must start from, OR be traced back to,</p> <p>Lower left: any part of C=C bond and go to C-C</p> <p>Upper left: any part of C=C bond and go to gap between C=C and C=C</p>
	(ii)		2	AO3.2 x2	
Total			17		

H432/02

Mark Scheme

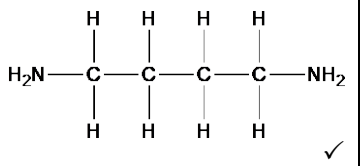
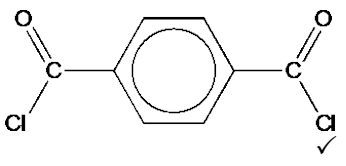
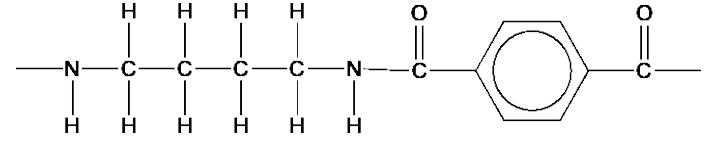
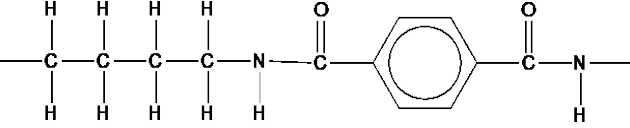
October 2021

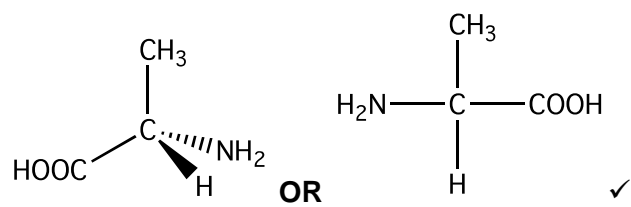
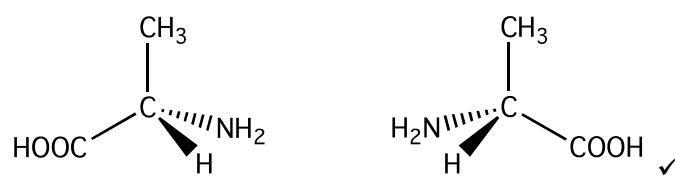

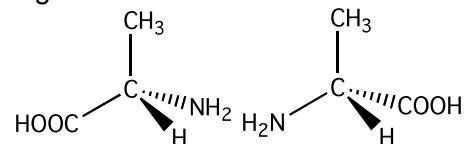
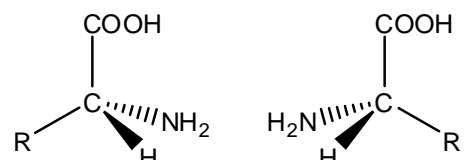
Question		Answer	Marks	AO element	Guidance
17	(a)	<p>Formation of Cl• $\text{CClF}_3 \rightarrow \text{CF}_3\cdot + \text{Cl}\cdot \checkmark$</p> <p>Breakdown of O₃ $\text{Cl}\cdot + \text{O}_3 \rightarrow \cdot\text{ClO} + \text{O}_2 \checkmark$</p> <p>$\cdot\text{ClO} + \text{O} \rightarrow \text{Cl}\cdot + \text{O}_2 \checkmark$</p>	3	AO2.5 AO1.1 ×2	<p>IGNORE dots for formation Cl•, i.e. ALLOW $\text{CClF}_3 \rightarrow \text{CF}_3 + \text{Cl}$</p> <p>DO NOT ALLOW ECF Dots required in this equation</p> <p>IGNORE $\text{O} + \text{O}_3 \rightarrow 2\text{O}_2$</p> <p>ALLOW 1 mark if both equations are correct by atom but dot(s) missing or incorrect</p>
	(b) (i)		1	AO2.5	<p>ALLOW any combination of skeletal OR structural OR displayed formula as long as unambiguous</p> <p>'End bonds' MUST be shown</p> <p>DO NOT ALLOW more than 1 repeat unit</p> <p>IGNORE brackets</p> <p>IGNORE <i>n</i></p>
	(ii)	<p>More points of contact / more surface interaction (between molecules) AND Stronger/more dipole(-dipole) interactions \checkmark</p> <p>More energy needed to break the intermolecular forces \checkmark</p>	2	AO2.1 ×2	<p>Both answers need to be a comparison</p> <p>IGNORE surface area ALLOW more electrons</p> <p>ALLOW induced/permanent dipole interactions ALLOW London forces ALLOW van der Waals' forces (as permanent dipole-dipole and induced dipole-dipole interactions are present within this polymer) IGNORE IDID</p>

H432/02

Mark Scheme

October 2021

Question	Answer	Marks	AO element	Guidance
(c)	<div style="display: flex; justify-content: space-around; align-items: center;"> <div style="text-align: center;">  <p>✓</p> </div> <div style="text-align: center;">  <p>✓</p> </div> </div> <hr/> <div style="text-align: center;">  <p>Amide link: ✓</p> <p>1 repeat unit of correct polymer: ✓</p> </div>	4	<p>AO2.5 ×2</p> <p>AO1.2</p> <p>AO2.5</p>	<p>For polymer, DO NOT ALLOW > 1 repeat unit</p> <p>'End bonds' MUST be shown (do not have to be dotted)</p> <p>ALLOW -NH- at either end i.e.</p> <div style="text-align: center;">  </div> <p>IGNORE brackets</p> <p>IGNORE <i>n</i></p>
	Total	10		

Question			Answer	Marks	AO element	Guidance
18	(a)	(i)	Non-superimposable mirror images (about a chiral centre) ✓	1	AO1.1	
		(ii)	<p>Correct groups attached to chiral C of alanine seen once e.g.</p>  <p>OR</p> <p>Two 3D structures of alanine that are mirror images AND correct connectivity in both i.e.</p> 	2	AO2.1 × 2	<p>Each structure must have four central bonds with at least two wedges. For bond into paper accept:</p>  <p>ALLOW two 3D structures with 2 groups swapped e.g.</p>  <p>IF CH₃ is shown as 'R' ALLOW 1 mark for two 3D structures with correct connectivity that are mirror images e.g.</p> 

H432/02

Mark Scheme

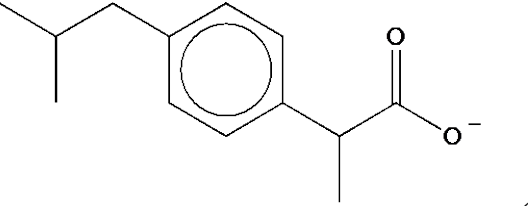
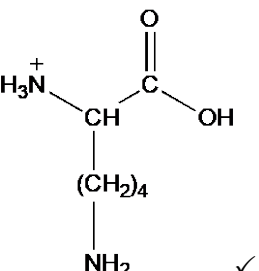
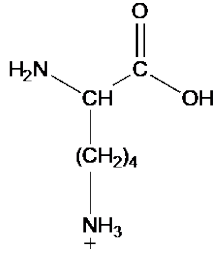
October 2021

Question	Answer	Marks	AO element	Guidance
(b)	<p>(iii) 4 ✓</p> <div style="border: 1px solid black; padding: 10px; margin-bottom: 10px;"> <p style="text-align: center;">ester C₇H₁₄O₃</p> </div> <p style="text-align: center;">↓ H⁺/H₂O OR H⁺(aq) OR HCl(aq) ✓</p> <div style="display: flex; justify-content: space-around; align-items: center;"> <div style="text-align: center;"> <p>C₅H₁₀O₃</p> <p>← H₂O ✓</p> </div> <div style="border: 1px solid black; padding: 10px;"> <p style="text-align: center;">acyl chloride C₅H₉O₂Cl</p> </div> </div> <p style="text-align: center;">↓ NaBr/Br AND H₂SO₄/H⁺ ✓</p> <div style="border: 1px solid black; padding: 10px; margin-bottom: 10px;"> <p style="text-align: center;">haloalkane C₅H₉BrO₂</p> </div> <p style="text-align: center;">→ NH₃ AND ethanol OR excess NH₃ ✓</p> <p style="text-align: center;">valine</p>	1 7	AO2.2 AO1.2 × 4 AO2.5 × 3	<p>ALLOW any combination of skeletal OR structural OR displayed formula as long as unambiguous</p> <p>ALLOW names of reagents</p> <p>DO NOT ALLOW OH⁻ for HO⁻ but ALLOW ECF for subsequent use in (b)</p> <p>For hydrolysis, ALLOW dilute acid ALLOW alkaline conditions followed by protonation of carboxylate i.e. NaOH(aq)/OH⁻(aq) AND H⁺(aq)/HCl(aq)</p> <p>ALLOW HBr for NaBr/H₂SO₄</p>

H432/02

Mark Scheme

October 2021

Question		Answer	Marks	AO element	Guidance
	(c) (i)	$C_{13}H_{18}O_2$ ✓	1	AO2.1	ALLOW C, H and O in any order
	(ii)	<p>FIRST CHECK ANSWER ON THE ANSWER LINE If answer = 1.17×10^{21} award 3 marks</p> <p>$M(\text{ibuprofen}) = 206$ ✓</p> <p>$n(\text{ibuprofen}) = \frac{400 \div 1000}{206} = 1.94 \times 10^{-3} \text{ (mol)}$ ✓</p> <p>Number of molecules = $1.94 \times 10^{-3} \times 6.02 \times 10^{23}$ = 1.17×10^{21} to 3 SF ✓</p>	3	AO2.2 × 3	<p>ALLOW ECF from (c)(i)</p> <p>Calculator: $1.941747573 \times 10^{-3}$</p> <p>ALLOW ECF from $n(\text{ibuprofen})$ 3 SF essential</p>
	(d) (i)	 ✓  ✓	2	AO3.2 × 2	<p>IGNORE small slip in carbon chains</p> <p>ALLOW</p> 
	(ii)	More soluble in water ✓	1	AO3.1	<p>Answer must be a comparison ALLOW dissolve faster/quicker IGNORE absorbed more quickly (given in question)</p>
Total			18		

H432/02

Mark Scheme

October 2021

Question			Answer	Marks	AO element	Guidance
19	(a)	(i)	3-methylbut-2-enal ✓	1	AO1.2	IGNORE lack of hyphens, or addition of commas
		(ii)		7	AO1.2 ×4 AO2.5 ×3	<p>ALLOW any combination of skeletal OR structural OR displayed formula as long as unambiguous</p> <p>ALLOW names of reagents and catalyst</p> <p>For oxidation, ALLOW $K_2Cr_2O_7$ for $Cr_2O_7^{2-}$ ALLOW H_2SO_4 for H^+</p> <p>For left hand side esterification IGNORE C_3H_7OH</p> <p>IF esterification is given instead of hydrogenation contact your Team Leader</p>

Question	Answer	Marks	AO element	Guidance
(b)*	<p><i>Refer to marking instructions on page 5 of mark scheme for guidance on marking this question.</i></p> <p>Level 3 (5-6 marks) Correct calculation of the mass of C₆H₅CH₂Cl AND Planned synthesis to form the intermediate C₆H₅CH₂CN followed by hydrolysis to form A with most of the reagents identified and equations are mostly correct.</p> <p><i>There is a well-developed line of reasoning which is clear and logically structured. The information presented is relevant and substantiated.</i></p> <p>Level 2 (3-4 marks) Correct calculation of the mass of C₆H₅CH₂Cl AND Planned synthesis to form the intermediate C₆H₅CH₂CN with most of the reagents identified and equation is mostly correct OR Calculation of the mass of C₆H₅CH₂Cl is partly correct AND Planned synthesis includes formation of the intermediate C₆H₅CH₂CN followed by hydrolysis to form A with some of the reagents identified OR Attempts to calculate mass of C₆H₅CH₂Cl but makes little progress AND Planned synthesis includes formation of the intermediate C₆H₅CH₂CN followed by hydrolysis to form A with most of the reagents identified and equations are mostly correct</p>	6	AO2.4 ×2 AO2.7 ×2 AO3.3 ×2	<p>Indicative scientific points may include:</p> <p>Calculation of mass of C₆H₅CH₂Cl</p> <p>Using moles</p> <ul style="list-style-type: none"> $n(\text{A}) = \frac{5.44}{136}$ $= 0.04(00)$ (mol) $n(\text{C}_6\text{H}_5\text{CH}_2\text{Cl}) = 0.0400 \times \frac{100}{25}$ $= 0.16(0)$ (mol) Mass of C₆H₅CH₂Cl = 126.5 × 0.16 $= 20.2(4)$ g <p>Using mass</p> <ul style="list-style-type: none"> Theoretical mass of ester = $5.44 \times \frac{100}{25}$ $= 21.76$ (g) Theoretical $n(\text{C}_6\text{H}_5\text{CH}_2\text{Cl}) = \frac{21.76}{136}$ $= 0.16(0)$ (mol) Mass of C₆H₅CH₂Cl = 126.5 × 0.160 $= 20.2(4)$ g <p>ALLOW small slip/rounding errors such as errors in <i>M_r</i>, e.g. use of 137 instead of 136 for C₆H₅CH₂COOH</p> <p>-----</p> <p><i>Examples of partly correct calculations</i></p> <p>Mass = 1.265 g from $0.0400 \times \frac{25}{100} \times 126.5$ (% yield inverted)</p> <p>Mass = 5.06 g from 0.0400×126.5 (% yield omitted)</p>

H432/02

Mark Scheme

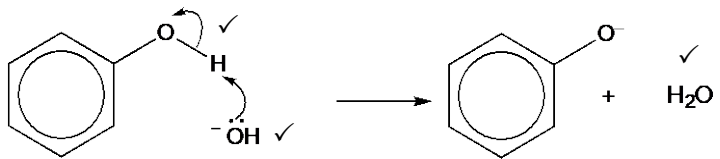
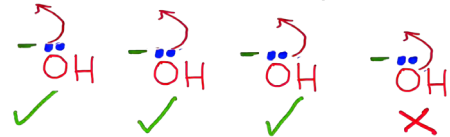
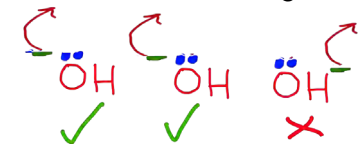
October 2021

Question	Answer	Marks	AO element	Guidance
	<p><i>There is a line of reasoning presented with some structure. The information presented is relevant and supported by some evidence.</i></p> <p>Level 1 (1-2 marks) Calculation of the mass of C₆H₅CH₂Cl is partly correct OR Attempts to calculate mass of C₆H₅CH₂Cl but makes little progress AND Planned synthesis includes formation of the intermediate C₆H₅CH₂CN with the reagent identified OR Planned synthesis includes both steps with some of the reagents identified OR Attempts equations for both steps but these may contain errors OR Describes one step of the synthesis with reagent(s) and equation mostly correct</p> <p><i>There is an attempt at a logical structure with a line of reasoning. The information is in the most part relevant.</i></p> <p>0 marks No response or no response worthy of credit.</p>			<p><u>Synthesis: reagents and conditions</u></p> <p>Stage 1: Formation of intermediate, C₆H₅CH₂CN</p> <ul style="list-style-type: none"> • Reagents: CN⁻(/ethanol) • Equation: $\text{C}_6\text{H}_5\text{CH}_2\text{Cl} + \text{CN}^- \rightarrow \text{C}_6\text{H}_5\text{CH}_2\text{CN} + \text{Cl}^-$ OR $\text{C}_6\text{H}_5\text{CH}_2\text{Cl} + \text{NaCN} \rightarrow \text{C}_6\text{H}_5\text{CH}_2\text{CN} + \text{NaCl}$ (OR use of KCN) <p>Stage 2: Formation of A, C₆H₅CH₂COOH</p> <ul style="list-style-type: none"> • Reagents: H⁺/H₂O (ALLOW 'acid hydrolysis') • Equation: $\text{C}_6\text{H}_5\text{CH}_2\text{CN} + 2\text{H}_2\text{O} + \text{H}^+ \rightarrow \text{C}_6\text{H}_5\text{CH}_2\text{COOH} + \text{NH}_4^+$ OR $\text{C}_6\text{H}_5\text{CH}_2\text{CN} + 2\text{H}_2\text{O} + \text{HCl} \rightarrow \text{C}_6\text{H}_5\text{CH}_2\text{COOH} + \text{NH}_4\text{Cl}$
	Total	18		

H432/02

Mark Scheme

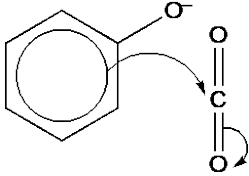
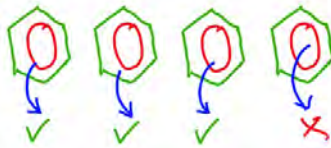
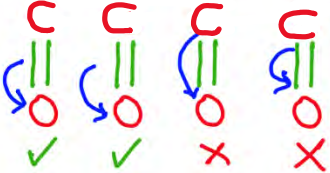
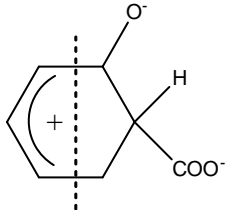
October 2021

Question			Answer	Marks	AO element	Guidance
20	(a)	(i)	<p>Stage 1</p>  <p>1 mark for each curly arrow as shown.</p>	6	AO1.1 AO1.2 AO2.5	<p>ANNOTATE WITH TICKS AND CROSSES</p> <p>NOTE: curly arrows can be straight, snake-like, etc. but NOT double headed or half headed arrows</p> <p>Curly arrow from OH⁻ must</p> <ul style="list-style-type: none"> go to the H of O-H <p>AND</p> <ul style="list-style-type: none"> start from, OR be traced back to any point across width of lone pair on O of OH⁻  <ul style="list-style-type: none"> OR start from - charge OH ion  <p>Curly arrow from O-H bond must start from, OR be traced back to, any part of O-H bond and go to O</p> <p>IGNORE dipoles on O-H bond</p> <p>IGNORE Na⁺</p>

H432/02

Mark Scheme

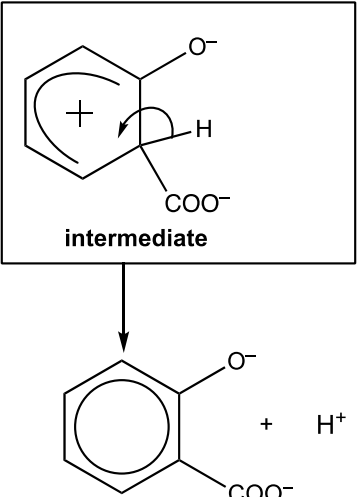
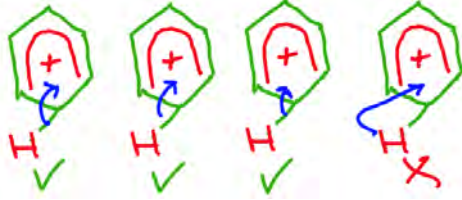
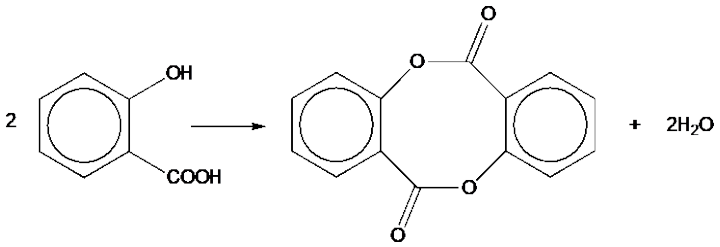
October 2021

Question	Answer	Marks	AO element	Guidance
	<p>Stage 2</p> <p>Curly arrow from π-ring to C in CO_2 AND curly arrow from the C=O bond to O atom ✓</p>  <p>Correct intermediate ✓</p> <p>Curly arrow from C-H bond to reform π-ring AND H^+ formed ✓</p>		<p>AO2.5</p> <p>AO2.5</p> <p>AO1.2</p>	<p>1st curly arrow must</p> <ul style="list-style-type: none"> go to the C of CO_2 <p>AND</p> <ul style="list-style-type: none"> start from, OR close to circle of benzene ring  <p>2nd curly arrow must start from, OR be traced back to, any part of C=O bond and go to O</p>  <p>ALLOW 2nd curly arrow from C=O to any O in CO_2</p> <p>DO NOT ALLOW the following intermediate:</p>  <p>π-ring must cover more than half of the benzene ring structure AND the correct orientation, <i>i.e.</i> gap towards C with CO_2^-</p> <p>ALLOW + sign anywhere inside the 'hexagon' of the intermediate.</p>

H432/02

Mark Scheme

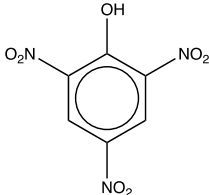
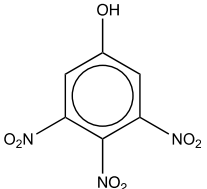
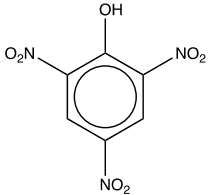
October 2021

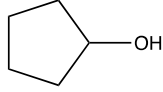
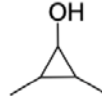
Question	Answer	Marks	AO element	Guidance
				<p>DO NOT ALLOW mark for intermediate if phenolic O⁻ is missing</p> <p>curly arrow must start from, OR be traced back to, any part of C-H bond and go inside the 'hexagon'</p> 
(ii)	<p>OH⁻: base ✓</p> <p>CO₂: electrophile OR electron pair acceptor ✓</p>	2	AO2.1 ×2	<p>ALLOW alkali</p> <p>IGNORE 'nucleophile', 'donates electron pair'</p> <p>IGNORE lone pair acceptor (<i>No lone pair involved</i>)</p>
(iii)	 <p>One ester link in organic product ✓</p> <p>Correct structure of organic product ✓</p> <p>Correct equation AND balanced ✓</p>	3	AO3.1 AO3.2 AO2.6	

H432/02

Mark Scheme

October 2021

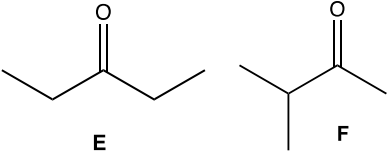
Question		Answer	Marks	AO element	Guidance
(b)	(i)	Dissolve in hot water/solvent ✓ Minimum amount of solvent ✓ Cool AND Filter AND (leave to) dry ✓ <i>All three needed</i>	3	AO3.3 ×3	ALLOW any solvent IGNORE <ul style="list-style-type: none"> Initial filtering hot filtration to remove insoluble impurities DO NOT ALLOW adding of a drying agent (e.g. MgSO ₄)
	(ii)	<p>C : H : N : O 31.44/12 : 1.31/1 : 18.34/14 : 48.91/16 OR 2.62 : 1.31 : 1.31 : 3.06 ✓</p> <p>6:3:3:7 OR C₆H₃N₃O₇ ✓</p> <p>Molecular formula = C₆H₃N₃O₇ AND use of <i>M</i> = 229.0 (directly linked to molecular formula) ✓</p> <p>Any trisubstituted –NO₂ substituted phenol that is consistent with <i>M</i> = 229.0 ✓</p> <p>Evidence for substitution 2,4,6 OR 3,4,5 substituted phenol AND 4 peaks/ C environments from ¹³C NMR ✓</p> <p>2,4,6 substituted phenol AND directing effects of –OH ✓</p>	6	AO1.2 × 2 AO3.1 AO3.2 AO3.1 ×2	<p>ALLOW alternative approach for empirical formula and evidence that 229 is equal to C₆H₃N₃O₇</p> <p>DO NOT ALLOW ECF from the empirical formula with the wrong molar ratio</p> <div style="display: flex; justify-content: space-around; align-items: center;"> <div style="text-align: center;">  <p>2,4,6</p> </div> <div style="text-align: center;">  <p>3,4,5</p> </div> </div> <div style="text-align: center; margin-top: 20px;">  <p>2,4,6</p> </div>
Total			20		

Question	Answer	Marks	AO element	Guidance
21*	<p>Refer to marking instructions on page 5 of mark scheme for guidance on marking this question.</p> <p>Level 3 (5–6 marks) Compounds D, E AND F correctly identified AND Most of the observations and NMR data analysed.</p> <p><i>There is a well-developed line of reasoning which is clear and logically structured. The information presented is relevant and substantiated.</i></p> <p>Level 2 (3–4 marks) Most of compounds D, E AND F correctly identified AND Some of the observations and NMR data analysed.</p> <p><i>There is a line of reasoning presented with some structure. The information presented is relevant and supported by some evidence.</i></p> <p>Level 1 (1–2 marks) Most of compounds D, E AND F correctly identified OR Some of compounds D, E AND F correctly identified AND Analyses some of the observations or NMR data OR Analyses most of the observations from the test-tube tests. OR Analyses most of the NMR data. OR Analyses some of the observations and NMR data</p>	6	AO3.1 ×4 AO3.2 ×2	<p>Indicative scientific points may include: <u>Observations from Test-tube tests</u></p> <p>2,4 DNP D has no C=O E and F have C=O present</p> <p>H⁺/Cr₂O₇²⁻ D is primary OR secondary alcohol E and F are ketones <i>(negative test shows not aldehydes)</i></p> <p>Br₂ D, E and F have no C=C/are saturated</p> <p><u>¹³C NMR analysis</u></p> <p>D:</p> <ul style="list-style-type: none"> • 3 carbon environments/types of C • δ = 24, 36 ppm C–C • δ = 73 ppm, C–O <p><u>¹H NMR analysis</u></p> <p>E:</p> <ul style="list-style-type: none"> • δ = 2.4 ppm, quartet CH₃–CH₂–C=O • δ = 1.1 ppm, triplet CH₃–CH₂– <p>F:</p> <ul style="list-style-type: none"> • δ = 2.6 ppm, heptet/multiplet (CH₃)₂–CH–C=O • δ = 2.1 ppm, singlet, CH₃–C=O • δ = 1.1 ppm, doublet CH₃–CH– <p><u>Structures</u> ALLOW any combination of skeletal OR structural OR displayed formula as long as unambiguous</p> <div style="display: flex; align-items: center; justify-content: center;"> <div style="text-align: center; margin-right: 20px;">  <p>D</p> </div> <div style="text-align: center; margin-right: 20px;"> <p>OR</p> </div> <div style="text-align: center;">  </div> </div>

H432/02

Mark Scheme

October 2021

Question	Answer	Marks	AO element	Guidance
	<p data-bbox="376 242 1066 338"><i>There is an attempt at a logical structure with a line of reasoning. The information is in the most part relevant.</i></p> <p data-bbox="376 411 985 475">0 marks No response or no response worthy of credit.</p>			 <p data-bbox="1473 370 1496 395">E</p> <p data-bbox="1720 370 1742 395">F</p>
	Total	6		

OCR (Oxford Cambridge and RSA Examinations)
The Triangle Building
Shaftesbury Road
Cambridge
CB2 8EA

OCR Customer Contact Centre

Education and Learning

Telephone: 01223 553998

Facsimile: 01223 552627

Email: general.qualifications@ocr.org.uk

www.ocr.org.uk

For staff training purposes and as part of our quality assurance programme your call may be recorded or monitored