



GCE

Chemistry A

H432/02: Synthesis and analytical techniques

Advanced GCE

Mark Scheme for November 2020

OCR (Oxford Cambridge and RSA) is a leading UK awarding body, providing a wide range of qualifications to meet the needs of candidates of all ages and abilities. OCR qualifications include AS/A Levels, Diplomas, GCSEs, Cambridge Nationals, Cambridge Technicals, Functional Skills, Key Skills, Entry Level qualifications, NVQs and vocational qualifications in areas such as IT, business, languages, teaching/training, administration and secretarial skills.

It is also responsible for developing new specifications to meet national requirements and the needs of students and teachers. OCR is a not-for-profit organisation; any surplus made is invested back into the establishment to help towards the development of qualifications and support, which keep pace with the changing needs of today's society.















This mark scheme is published as an aid to teachers and students, to indicate the requirements of the examination. It shows the basis on which marks were awarded by examiners. It does not indicate the details of the discussions which took place at an examiners' meeting before marking commenced.

All examiners are instructed that alternative correct answers and unexpected approaches in candidates' scripts must be given marks that fairly reflect the relevant knowledge and skills demonstrated.

Mark schemes should be read in conjunction with the published question papers and the report on the examination.

© OCR 2020

1. Annotations available in RM Assessor

Annotation	Meaning
	Correct response
	Incorrect response
	Omission mark
	Benefit of doubt given
	Contradiction
	Rounding error
	Error in number of significant figures
	Error carried forward
	Level 1
	Level 2
	Level 3
	Benefit of doubt not given
	Noted but no credit given
	Ignore

2. Abbreviations, annotations and conventions used in the detailed Mark Scheme (to include abbreviations and subject-specific conventions).

Annotation	Meaning
DO NOT ALLOW	Answers which are not worthy of credit
IGNORE	Statements which are irrelevant
ALLOW	Answers that can be accepted
()	Words which are not essential to gain credit
—	Underlined words must be present in answer to score a mark
ECF	Error carried forward
AW	Alternative wording
ORA	Or reverse argument

1. Subject-specific Marking Instructions

INTRODUCTION

Your first task as an Examiner is to become thoroughly familiar with the material on which the examination depends. This material includes:

- the specification, especially the assessment objectives
- the question paper
- the mark scheme.

You should ensure that you have copies of these materials.

You should ensure also that you are familiar with the administrative procedures related to the marking process. These are set out in the OCR booklet **Instructions for Examiners**. If you are examining for the first time, please read carefully **Appendix 5 Introduction to Script Marking: Notes for New Examiners**.

Please ask for help or guidance whenever you need it. Your first point of contact is your Team Leader.

H432/02

Mark Scheme

November 2020

SECTION A

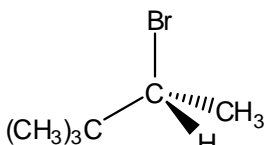
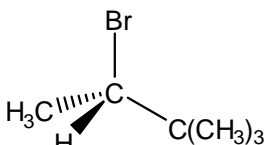

Question	Answer	Marks	AO element	Guidance
1	A	1	1.2	
2	B	1	1.1	
3	A	1	1.1	
4	C	1	2.3	
5	D	1	1.2	
6	D	1	2.1	
7	A	1	1.1	
8	C	1	2.2	
9	D	1	1.2	
10	C	1	2.5	ALLOW 5
11	A	1	2.6	
12	A	1	2.2	
13	A	1	1.1	
14	B	1	2.3	
15	C	1	1.2	

H432/02

Mark Scheme

November 2020

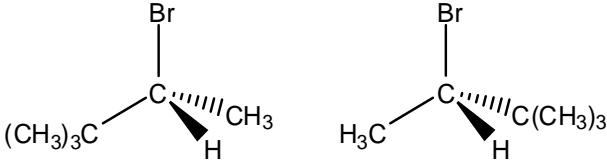
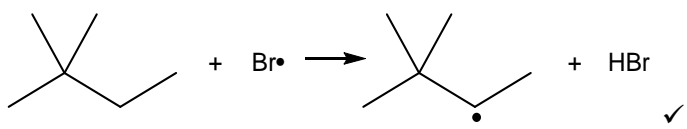
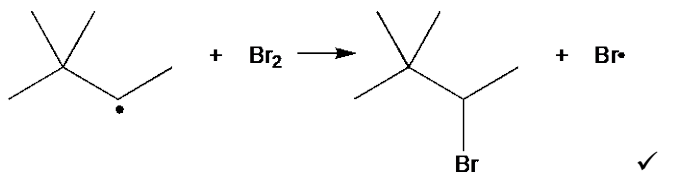
SECTION B

Question			Answer	Marks	AO element	Guidance
16	(a)	(i)	2-bromo-3,3-dimethylbutane ✓	1	1.2	<p>IGNORE lack of hyphens or addition of commas</p> <p>ALLOW 3,3-dimethyl-2-bromobutane</p> <p>DO NOT ALLOW 2-bromo-3-dimethylbutane methy for methyl methly for methyl brom for bromo</p>
	(b)	(i)	<p>Stereoisomers Same structural formula AND Different arrangement (of atoms) in space OR different spatial arrangement (of atoms) AND Type: Optical ✓</p>	1	1.2	<p>ALLOW structure/displayed/skeletal formula</p> <p>DO NOT ALLOW same empirical formula OR same general formula</p> <p>IGNORE same molecular formula IGNORE references to chiral molecules/compounds</p>
		(ii)	<p>One 3D structure with correct groups attached to the chiral C ✓</p> <p>Two 3D structures of $(\text{CH}_3)_3\text{CCHBrCH}_3$ that are mirror images AND correct connectivity in both ✓</p> <div style="display: flex; justify-content: space-around; align-items: center;"> <div style="text-align: center;">  </div> <div style="text-align: center;">  </div> </div>	2	<p>2.5</p> <p>1.2</p>	<p>ALLOW small slip in one of the groups OR use of C_4H_9 3D structures must have four central bonds with at least two wedges.</p> <p>For bond into paper accept:</p> <div style="text-align: center;">  </div> <p>ALLOW two 3D structures with 2 groups swapped e.g.</p>

H432/02

Mark Scheme

November 2020

Question	Answer	Marks	AO element	Guidance
				
(c)	<div style="border: 1px solid black; padding: 5px;"> <p>Initiation $\text{Br}_2 \rightarrow 2\text{Br}\cdot$ ✓</p> <hr/> <p>Propagation</p> <p>  </p> <p>  </p> </div>	3	<p>1.2</p> <p>2.5x2</p>	<p>ALLOW $\text{Br}_2 \rightarrow \text{Br}\cdot + \text{Br}\cdot$ IGNORE dots for initiation step, i.e. ALLOW $\text{Br}_2 \rightarrow \text{Br} + \text{Br}$ OR $\text{Br}_2 \rightarrow 2\text{Br}$</p> <p>DOT REQUIRED at correct position on chain.</p> <p>ALLOW 1 mark if both propagation equations are correct by atom but dot(s) missing or on incorrect C in chain</p> <p>ALLOW 1 mark if both propagation equations are correct including position of dot(s) but structures are not shown using skeletal formula</p> <p>ALLOW ECF from incorrect intermediate</p>

H432/02

Mark Scheme

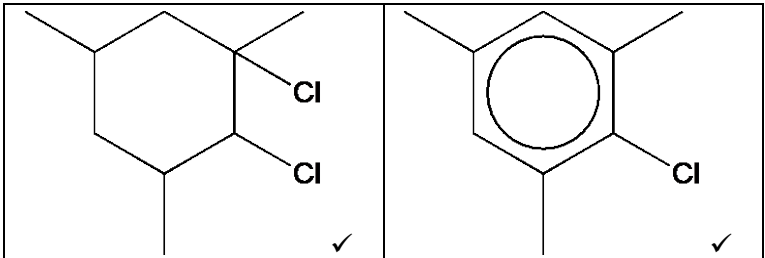
November 2020

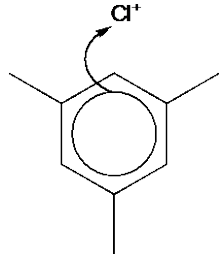
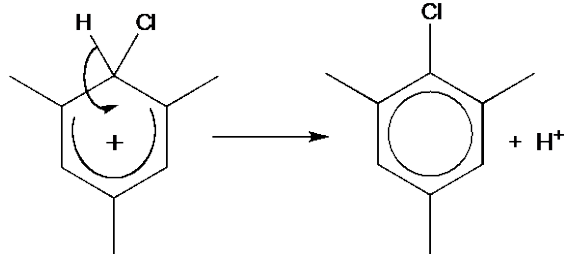
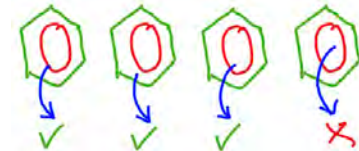
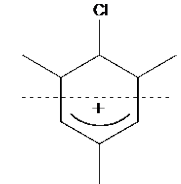
Question		Answer	Marks	AO element	Guidance
	(d)	<p>further substitution/s OR produces different termination products OR More than one termination step OR Mixture of products are formed ✓</p> <p>substitution at different positions along chain ✓</p>	2	1.1×2	<p>ALLOW dibromo/multibromo compounds formed OR an example of a further substitution product OR an example of a different termination product ALLOW more than one hydrogen (atom) can be replaced ALLOW radicals react with each other to form other products IGNORE references to separation of products IGNORE references to atom economy or yield</p> <p>ALLOW a hydrogen (atom) on a different carbon (atom) can be replaced</p>

H432/02

Mark Scheme

November 2020

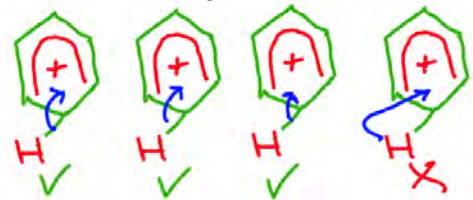
Question			Answer	Marks	AO element	Guidance
17	(a)	(i)	 <p>Organic product with B Organic product with C</p>	2	2.5×2	
		(ii)	<p>Reactivity of B in B electrons are localised OR in B π-bond is localised ✓</p> <p>Reactivity of C in C electrons are delocalised OR In C π-system / ring is delocalised</p> <p>In B, electron density is higher AND B is more susceptible to electrophilic attack OR B attracts/accepts the electrophile/Cl_2 more OR B polarises the electrophile/Cl_2 more ✓ ORA</p>	3	1.1×3	<p>ALLOW labelled diagram to show delocalised system</p> <p>IGNORE charge density IGNORE electronegativity</p> <p>IGNORE B is more reactive/reacts more readily (no reference to electrophile)</p> <p>IGNORE references to electron density spread around the π-ring</p> <p>ALLOW chlorine</p>

Question	Answer	Marks	AO element	Guidance
(iii)	<p>Generation of electrophile $\text{AlCl}_3 + \text{Cl}_2 \rightarrow \text{AlCl}_4^- + \text{Cl}^+$ ✓</p> <p>Attack of Cl^+</p>  <p>Curly arrow from π-bond to Cl^+ ✓</p> <hr/> <p>Intermediate and organic product</p>  <p>Correct intermediate ✓</p> <p>Curly arrow from C-H bond to reform π-ring ✓</p> <hr/> <p>Regeneration of catalyst $\text{H}^+ + \text{AlCl}_4^- \rightarrow \text{AlCl}_3 + \text{HCl}$ ✓</p>	5	<p>1.2</p> <p>1.2</p> <p>2.5</p> <p>1.2</p> <p>1.2</p>	<p>ANNOTATE ANSWER WITH TICKS AND CROSSES</p> <p>ALLOW $\text{FeCl}_3 + \text{Cl}_2 \rightarrow \text{FeCl}_4^- + \text{Cl}^+$</p> <p>ALLOW use of Fe</p> <p>NOTE: curly arrows can be straight, snake-like, etc. but NOT double-headed or half-headed arrows</p> <p>1st curly arrow must</p> <ul style="list-style-type: none"> start from, OR close to, circle of benzene ring  <p>DO NOT ALLOW following intermediate:</p>  <p>π-ring must cover 4 of the 6 sides of the benzene ring AND correct orientation, <i>i.e.</i> gap towards C-Cl</p> <p>ALLOW + sign anywhere inside the 'hexagon' of the intermediate.</p>

H432/02

Mark Scheme

November 2020

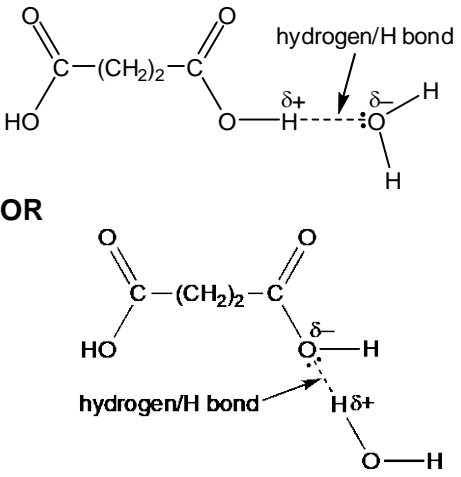
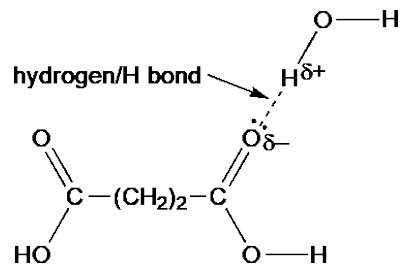
Question		Answer	Marks	AO element	Guidance						
					<p>IGNORE partial charges on the chlorine in the intermediate</p> <p>DO NOT ALLOW mark for intermediate if any CH₃ is missing</p> <p>Curly arrow must start from, OR be traced back to, any part of C-H bond and go inside the 'hexagon'</p>  <p>ALLOW use of AlCl₄⁻ in the mechanism</p> <p>ALLOW ECF for regeneration of an incorrect metal chloride catalyst e.g. AgCl₃</p>						
	(b)	$3\text{C}_3\text{H}_6\text{O} \rightarrow \text{C}_9\text{H}_{12} + 3\text{H}_2\text{O}$ molecular formulae of C ₃ H ₆ O AND C ₉ H ₁₂ ✓ H ₂ O as by-product ✓ correct balanced equation ✓	3	2.6 2.5 2.6							
	(c) (i)	<table border="1"> <thead> <tr> <th></th> <th>Compound C</th> <th>Compound D</th> </tr> </thead> <tbody> <tr> <td>Number of peaks</td> <td>3 ✓</td> <td>8 ✓</td> </tr> </tbody> </table>		Compound C	Compound D	Number of peaks	3 ✓	8 ✓	2	3.2	
	Compound C	Compound D									
Number of peaks	3 ✓	8 ✓									

H432/02

Mark Scheme

November 2020

Question	Answer	Marks	AO element	Guidance
(ii)	<p> <chem>Cc1cc(C)c(C)cc1</chem> (compound C) reagent: HNO_3 catalyst: H_2SO_4 <chem>Cc1cc(C)c(C)c([N+](=O)[O-])c1</chem> 1. Sn + HCl 2. Neutralise <chem>Cc1cc(C)c(C)c(N)c1</chem> reagent: CH_3COCl <chem>CC(=O)Nc1cc(C)c(C)c(N)c1</chem> (compound D) </p>	5	3.2x5	<p>ALLOW any combination of skeletal OR structural OR displayed formula as long as unambiguous</p> <p>IGNORE names for organic intermediates (question asks for structures)</p> <p>ALLOW names of reagents and catalyst</p> <p>Around top arrow, ALLOW 1 of 2 marks if HNO_3 and H_2SO_4 swapped. i.e.</p> <p>reagent: H_2SO_4</p> <p>catalyst: HNO_3</p> <p>IGNORE references to concentration</p> <p>ALLOW $(\text{CH}_3\text{CO})_2\text{O}$ for left arrow</p> <p>IGNORE CH_3COOH</p> <p>IGNORE acyl chloride</p> <p>DO NOT ALLOW $\text{AlCl}_3/\text{FeCl}_3/\text{Fe}_4$</p>

Question			Answer	Marks	AO element	Guidance
18	(a)	(i)	<p>Reagents $\text{K}_2\text{Cr}_2\text{O}_7$ AND acid AND reflux ✓</p> <p>Equation $\text{HO}(\text{CH}_2)_4\text{OH} + 4[\text{O}] \rightarrow \text{HOOC}(\text{CH}_2)_2\text{COOH} + 2\text{H}_2\text{O}$</p> <p>[O] AND H_2O ✓</p> <p>Correctly balanced equation ✓</p>	3	1.1 2.5 2.6	<p>ALLOW $\text{Na}_2\text{Cr}_2\text{O}_7$ OR $\text{Cr}_2\text{O}_7^{2-}$ ALLOW H_2SO_4 OR HCl OR H^+ ALLOW words. e.g. 'acidified dichromate' ALLOW a small slip in formula for dichromate e.g KCr_2O_7,</p>
		(ii)	 <p>Diagram showing correct dipole charges on each end of one hydrogen bond between a water molecule and a diacid ✓</p> <p>Hydrogen bond between one lone pair on O atom in one of the molecules and the H atom of another AND Hydrogen bonding stated or labelled on diagram</p>	2	2.1×2	<p>ALLOW any combination of skeletal OR structural OR displayed formula as long as unambiguous</p> <p>DO NOT ALLOW $\delta+$ on H atoms of CH_2 group</p> <p>ALLOW H-bond for hydrogen bond</p> <p>ALLOW H bond between $\text{C}=\text{O}$ and H_2O, i.e.</p>  <p>IF diagram is not labelled, ALLOW hydrogen bond/H bond from text</p>

H432/02

Mark Scheme

November 2020

Question		Answer	Marks	AO element	Guidance
(b)	(i)	$\text{---C(=O)-(CH}_2\text{)}_2\text{-C(=O)-O-(CH}_2\text{)}_4\text{-O---}$ <p>Ester link (must be displayed) ✓</p> <p>Rest of structure ✓</p>	2		<p>ALLOW the 'O' or C=O at either end, e.g.</p> $\text{---O-C(=O)-(CH}_2\text{)}_2\text{-C(=O)-O-(CH}_2\text{)}_4\text{---}$ $\text{---(CH}_2\text{)}_2\text{-C(=O)-O-(CH}_2\text{)}_4\text{-O-C(=O)---}$ <p>1.2</p> <p>2.5</p> <p>IGNORE brackets</p> <p>IGNORE n</p> <p>End bonds' MUST be shown (solid or dotted)</p> <p>DO NOT ALLOW more than one repeat unit</p>
	(ii)	<p>the ester/ ester bond/ ester group /polyester can be broken down ✓</p> <p>OR</p> <p>It can be hydrolysed ✓</p>	1	3.2	<p>IGNORE references to photodegradable</p> <p>'Bond breaks' is not sufficient – no reference to ester bond</p>
	(iii)	$\begin{array}{c} \text{O} & & \text{O} \\ \parallel & & \parallel \\ \text{C} & \text{---(CH}_2\text{)}_2\text{---} & \text{C} \\ \text{HO} & & \text{OH} \end{array} + 2 \text{SOCl}_2 \longrightarrow \begin{array}{c} \text{O} & & \text{O} \\ \parallel & & \parallel \\ \text{C} & \text{---(CH}_2\text{)}_2\text{---} & \text{C} \\ \text{Cl} & & \text{Cl} \end{array} + 2 \text{SO}_2 + 2 \text{HCl}$ <p>SOCl₂ in equation ✓</p> <p>Structure of diacyl dichloride ✓</p> <p>Complete balanced equation ✓</p>	3		<p>ALLOW alternative approach using PCl₅ or PCl₃</p> <p>1.1</p> <p>1.2</p> <p>2.6</p>

H432/02

Mark Scheme

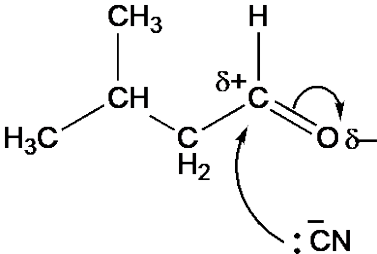
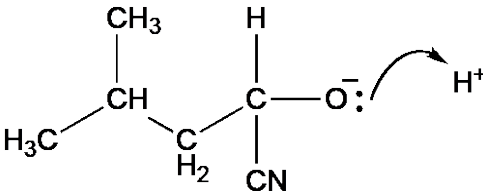
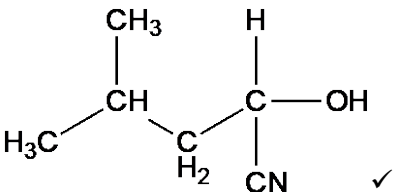
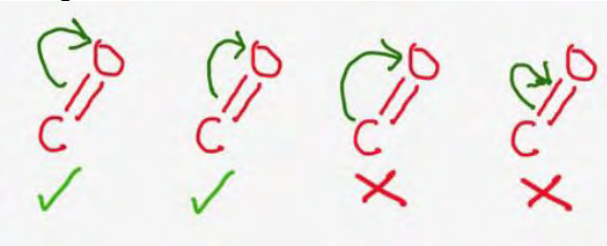
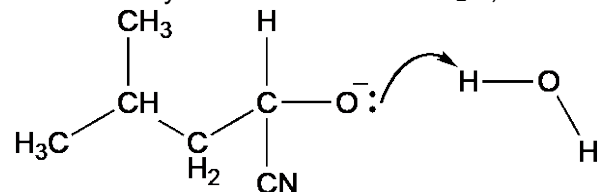
November 2020

Question			Answer	Marks	AO element	Guidance
19	(a)	(i)	(series of organic compounds with the) same functional group OR same/similar chemical properties/reactions ✓ each successive/subsequent member differs by CH ₂ ✓	2	1.1 ×2	IGNORE reference to physical properties IGNORE same general formula DO NOT ALLOW same empirical OR molecular formula Differs by CH ₂ is not sufficient (<i>no successive</i>)
		(ii)	C ₂₄ H ₄₈ O ✓	1	2.1	
	(b)		F/aldehyde AND Tollens' (reagent) AND Silver (mirror/precipitate/ppt/solid) ✓ G/alkene/C=C AND Bromine/Br ₂ AND goes colourless/decolourised ✓ G/ketone AND 2,4-dinitrophenylhydrazine AND orange/yellow/red precipitate ✓ G/ketone AND Tollens' (reagent) AND no silver mirror/no change/no reaction ✓	4	2.3 3.3 3.3 3.3	IGNORE use of 2,4-DNP with F ALLOW ammoniacal silver nitrate OR Ag ⁺ /NH ₃ ALLOW black ppt OR grey ppt ALLOW bromine water/ Br ₂ (aq) ALLOW errors in spelling for 2,4-DNP ALLOW 2,4(-)DNP OR 2,4(-)DNPH ALLOW Brady's reagent or Brady's Test ALLOW solid OR crystals OR ppt as alternatives for precipitate ALLOW ammoniacal silver nitrate OR Ag ⁺ /NH ₃ ALLOW black ppt OR grey ppt ALLOW alternative approach using acidified potassium dichromate for tests with F and/or G, with correct observations, alongside use of 2,4-DNP

H432/02

Mark Scheme

November 2020

Question	Answer	Marks	AO element	Guidance
(c) (i)	<p>Mechanism 3 marks</p>  <p>Curly arrow from CN^- to C atom of $\text{C}=\text{O}$ ✓</p> <p>Dipole shown on $\text{C}=\text{O}$ bond, $\text{C}^{\delta+}$ and $\text{O}^{\delta-}$, AND curly arrow from $\text{C}=\text{O}$ bond to O atom ✓</p>  <p>Curly arrow from lone pair OR – charge on O^- of correct intermediate to H^+ ✓</p> <hr/> <p>Product 1 mark</p>  <hr/> <p>Name of mechanism 1 mark</p> <p>Nucleophilic addition ✓</p>	5	<p>1.2</p> <p>1.2</p> <p>2.5</p> <p>2.5</p> <p>1.1</p>	<p>ANNOTATE ANSWER WITH TICKS AND CROSSES</p> <p>Curly arrow must come from lone pair on C of CN^- OR CN^- OR from minus sign on C of CN^- ion (then lone pair on CN^- does not need to be shown)</p> <p>Curly arrow from $\text{C}=\text{O}$ bond must start from, OR be traced back to, any part of $\text{C}=\text{O}$ bond and go to O</p>  <p>-----</p> <p>ALLOW curly arrow to H atom of H_2O, i.e.</p>  <p>IGNORE attempt to draw curly arrow showing breaking of $\text{H}-\text{O}$ in H_2O</p> <p>IGNORE lack of dipole on H_2O</p>

H432/02

Mark Scheme

November 2020

Question		Answer	Marks	AO element	Guidance
	(ii)	<p>Heterolytic One (bonded) atom/O receives both/2 electrons ✓</p> <p>Fission Breaking of a covalent bond ✓</p>	2	1.2	<p>ALLOW 2 electrons go to one (bonded) atom/O DO NOT ALLOW both pairs of electrons go to O</p> <p>IGNORE formation of ions/radicals</p> <p>For O atom, ALLOW species DO NOT ALLOW element or molecule ALLOW π bond in C=O breaks</p> <p>IGNORE breaking of C=O bond (no reference to only one bond breaking)</p> <p>'Bond breaking' is not sufficient (no reference to covalent)</p>

Question		Answer	Marks	AO element	Guidance
20	(a)*	<p>Refer to marking instructions on page 4 of mark scheme for guidance on marking this question.</p> <p>Level 3 (5-6 marks) A correct calculation of the mass of cyclopentanol AND A detailed description of most purification steps</p> <p><i>There is a well-developed line of reasoning which is clear and logically structured. The information presented is relevant and substantiated.</i></p> <p>Level 2 (3-4 marks) Calculates the mass of cyclopentanol with some errors AND A detailed description of some purification steps OR A correct calculation of the mass of cyclopentanol AND A detailed description of a few purification steps</p> <p><i>There is a line of reasoning presented with some structure. The information presented is relevant and supported by some evidence.</i></p> <p>Level 1 (1-2 marks) Calculates the mass of cyclopentanol with some errors OR A detailed description of some purification steps</p> <p><i>There is an attempt at a logical structure with a line of reasoning. The information is in the most part relevant.</i></p> <p>0 marks No response or no response worthy of credit.</p>	6	2.8×2 3.3×4	<p>Indicative scientific points may include: <u>Calculation of mass of cyclopentanol</u> Using moles</p> <ul style="list-style-type: none"> $n(\text{cyclopentene}) = \frac{4.00}{68} = 0.0588\dots$ (mol) $n(\text{cyclopentanol}) = 0.0588 \times \frac{100}{64} = 0.0919\dots$ (mol) Mass of cyclopentanol = $86 \times 0.0919 = \mathbf{7.90}$ g <p>Using mass</p> <ul style="list-style-type: none"> Theoretical mass cyclopentene = $4.00 \times \frac{100}{64} = 6.25$ g Theoretical $n(\text{cyclopentanol}) = \frac{6.25}{68} = 0.0919$ (mol) Mass of cyclopentanol = $86 \times 0.0919 = \mathbf{7.90}$ g <p>ALLOW for small slip in Mr / rounding errors</p> <p><u>Examples of some calculation errors</u> Incorrect inverse ratio:</p> <ul style="list-style-type: none"> $0.0588 \times \frac{64}{100} = 0.0376\dots$ (mol) Mass = $86 \times 0.0376 = 3.24$ g <p>Ignoring % yield gives:</p> <ul style="list-style-type: none"> $\frac{4.00}{68} = 0.0588\dots$ (mol) Mass = $86 \times 0.0588 = 5.06$ g <p><u>Purification</u></p> <ul style="list-style-type: none"> Add a neutralising agent by formula or name e.g. Na_2CO_3 In separating funnel, organic layer is on top Drying with an anhydrous salt by formula or name, e.g. MgSO_4, Na_2SO_4, CaCl_2 Redistil at approx. 44°C <p>Examples of detail in bold (NOT INCLUSIVE)</p>

H432/02

Mark Scheme

November 2020

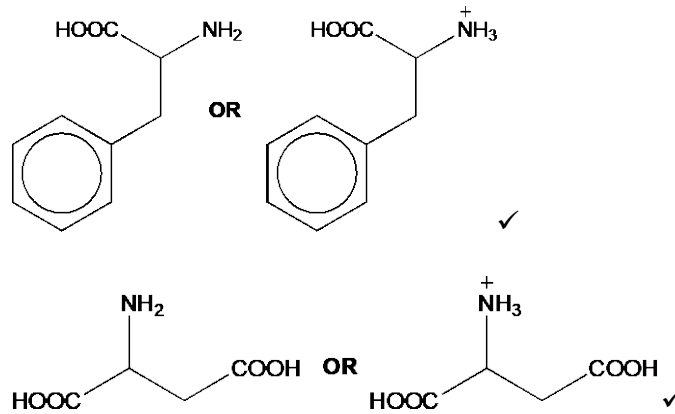
Question		Answer	Marks	AO element	Guidance
	(b)	C=C/alkene peak in region $1620-1680\text{ cm}^{-1}$ ✓ O-H/alcohol peak in region $3200-3600\text{ cm}^{-1}$ ✓	2	3.2×2	LOOK ON THE SPECTRUM for labelled peaks which can be given credit IGNORE references to C-O at 1000cm^{-1}

Question	Answer	Marks	AO element	Guidance
21 (a)	<p> $\begin{array}{c} \text{O} \\ \parallel \\ \text{H}_3\text{C}-\text{C}-\text{CH}_3 \\ \downarrow \text{NaBH}_4 \\ \boxed{\begin{array}{c} \text{OH} \\ \\ \text{H}_3\text{C}-\text{CH}-\text{CH}_3 \end{array}} \checkmark \\ \downarrow \text{NaBr/Br}^- + \text{H}_2\text{SO}_4/\text{H}^+ \checkmark \\ \begin{array}{c} \text{Br} \\ \\ \text{H}_3\text{C}-\text{CH}-\text{CH}_3 \end{array} \\ \downarrow \text{NH}_3 \text{ AND ethanol} \\ \text{OR excess NH}_3 \checkmark \\ \boxed{\begin{array}{c} \text{NH}_2 \\ \\ \text{H}_3\text{C}-\text{CH}-\text{CH}_3 \end{array}} \checkmark \\ \xrightarrow{\text{HCl} \checkmark} \begin{array}{c} \text{NH}_3\text{Cl} \\ \\ \text{H}_3\text{C}-\text{CH}-\text{CH}_3 \\ \text{salt H} \end{array}$ </p>	5	2.5x5	<p>ALLOW any combination of skeletal OR structural OR displayed formula as long as unambiguous</p> <p>ALLOW HBr</p> <p>ALLOW for the bottom left structure</p>

H432/02

Mark Scheme

November 2020

Question		Answer	Marks	AO element	Guidance
(b)	(i)	Ester Amide Amine Carboxylic acid 4 groups correct ✓✓✓ 3 groups correct ✓✓ 2 groups correct ✓	3	1.2×3	IGNORE amino acid ALLOW carboxyl IGNORE attempt to classify amide, e.g. secondary IGNORE formulae (question asks for names) IF > 4 functional groups are shown, • Count 4 groups max but incorrect groups first IGNORE aryl OR alkyl group e.g. benzene, phenyl, aryl, arene, methyl
	(ii)	Methanol 1 mark $\text{H}_3\text{C}-\text{OH}$ ✓ Amino Acids 3 marks  Both amino acids shown with NH_3^+ ✓	4	2.5×4	ALLOW any combination of skeletal OR structural OR displayed formula as long as unambiguous ALLOW + charge on H of NH_3 group, i.e. NH_3^+ If BOTH amino acids are shown with NH_3 groups (without the + charge) OR as NH_2^+ groups, award 2 of the 3 marks for the amino acids If BOTH amino acids are shown as correctly balanced salts, e.g. NH_3Cl , all marks can be awarded.

H432/02

Mark Scheme

November 2020

Question	Answer	Marks	AO element	Guidance
(iii)	<p>FIRST CHECK ANSWER ON THE ANSWER LINE If answer = 22.4 OR 22 OR 23 award 3 marks</p> <p>$n(\text{aspartame})$ in 1 can = $0.167 / 294 = 5.68 \times 10^{-4}$ (mol) ✓</p> <p>$n(\text{aspartame})$ limit per day = $1.7 \times 10^{-4} \times 75 = 0.01275$ (mol) ✓</p> <p>number of cans = $0.01275 / 5.68 \times 10^{-4} = 22.4$ ✓</p>	3	2.2×3	<p>If there is an alternative answer, apply ECF and look for alternative methods</p> <p>Alternative methods</p> <p>$n(\text{aspartame})$ in 1 can = $0.167 / 294 = 5.68 \times 10^{-4}$ (mol) ✓</p> <p>$n(\text{aspartame})$ per kg = $5.68 \times 10^{-4} / 75 = 7.57 \times 10^{-6}$ (mol) ✓</p> <p>number of cans = $1.7 \times 10^{-4} / 7.57 \times 10^{-6} = 22.4$ ✓</p> <p>OR</p> <p>$n(\text{aspartame})$ limit per day = $1.7 \times 10^{-4} \times 75 = 0.01275$ (mol) ✓</p> <p>mass(aspartame) limit per day = $0.01275 \times 294 = 3.7485$ (g) ✓</p> <p>number of cans = $3.7485 / 0.167 = 22.4$ ✓</p>

Question		Answer	Marks	AO element	Guidance
22	(a)	CDCl ₃ used as a solvent ✓ D ₂ O used to identify OH OR NH protons ✓	2	1.1×2	Example and use required for each mark ALLOW for 1 mark, D ₂ O as a solvent
	(b)*	<p><i>Please refer to the marking instructions on page 4 of this mark scheme for guidance on how to mark this question.</i></p> <p>Level 3 (5–6 marks) Structure I has a viable chemical structure of C₆H₉NO₂ which has the key features consistent with spectral data AND Most of the data analysed</p> <p><i>There is a well-developed line of reasoning which is clear and logically structured. The information presented is relevant and substantiated.</i></p> <p>Level 2 (3–4 marks) Compound I has a viable chemical structure of C₆H₉NO₂ with most of the key features consistent with spectral data AND Some of the spectral data analysed.</p> <p><i>There is a line of reasoning presented with some structure. The information presented is relevant and supported by some evidence.</i></p> <p>Level 1 (1–2 marks) Correct determination of empirical formula and/or molecular formula. OR Analyses some of the IR and NMR data. OR Analyses most of the NMR data.</p>	6	3.1×4 3.2×2	<p>Indicative scientific points: <u>Empirical and Molecular Formulae</u></p> $\begin{array}{cccc} \text{C} & : & \text{H} & : & \text{N} & : & \text{O} \\ = & \frac{56.69}{12.0} & : & \frac{7.09}{1.0} & : & \frac{11.02}{14.0} & : & \frac{25.20}{16.0} \\ \text{OR} & 4.72 & : & 7.09 & : & 0.787 & : & 1.575 \\ = & 6 & : & 9 & : & 1 & : & 2 \end{array}$ <ul style="list-style-type: none"> Empirical formula = C₆H₉NO₂ <i>m/z</i> = 127.0 and empirical formula mass (127) used to determine molecular formula as C₆H₉NO₂ <p><u>Structures of compound I</u></p> $\begin{array}{ccc} \begin{array}{c} \text{H} \quad \text{O} \\ \quad \\ \text{NC}-\text{C}-\text{C}-\text{O}-\text{CH}_2\text{CH}_3 \\ \\ \text{CH}_3 \end{array} & & \begin{array}{c} \text{O} \quad \text{H} \\ \quad \\ \text{CH}_3\text{CH}_2-\text{C}-\text{O}-\text{C}-\text{CN} \\ \\ \text{CH}_3 \end{array} \\ \text{OR} & & \text{OR} \\ \begin{array}{c} \text{H} \quad \text{O} \\ \quad \\ \text{CH}_3\text{CH}_2-\text{O}-\text{C}-\text{C}-\text{CN} \\ \\ \text{CH}_3 \end{array} & & \begin{array}{c} \text{O} \quad \text{H} \\ \quad \\ \text{CH}_3\text{CH}_2-\text{C}-\text{C}-\text{O}-\text{CN} \\ \\ \text{CH}_3 \end{array} \\ \text{OR} & & \text{OR} \end{array}$ <p>ALLOW any combination of skeletal OR structural OR displayed formula as long as unambiguous</p>

H432/02

Mark Scheme

November 2020

Question	Answer	Marks	AO element	Guidance
	<p><i>There is an attempt at a logical structure with a line of reasoning. The information is in the most part relevant.</i></p> <p>0 marks No response or no response worthy of credit.</p>			<p><u>Key features</u></p> <ul style="list-style-type: none"> • C\equivN • C=O in aldehyde, ketone, ester, amide, acid anhydride • CH₃ group that would give a doublet • CH₃ group that would give a triplet • CH₂ group that would give a quartet <p><u>¹H NMR and IR analysis</u></p> <p>¹H NMR spectrum</p> <ul style="list-style-type: none"> • $\delta = 4.2$ ppm, quartet, 2H CH₃– CH₂–O • $\delta = 2.9$ ppm, quartet, 1H CO–CH– CH₃ • $\delta = 1.7$ ppm, doublet, 3H CO–CH– CH₃ • $\delta = 1.3$ ppm, triplet, 3H CH₃–CH₂ <p>IR spectrum</p> <ul style="list-style-type: none"> • peak at 1750 (cm⁻¹) is C=O • peak at 2280 (cm⁻¹) is C\equivN <p>ALLOW ranges from <i>Data Sheet</i> IGNORE references to C–O peaks</p>

OCR (Oxford Cambridge and RSA Examinations)
The Triangle Building
Shaftesbury Road
Cambridge
CB2 8EA

OCR Customer Contact Centre

Education and Learning

Telephone: 01223 553998

Facsimile: 01223 552627

Email: general.qualifications@ocr.org.uk

www.ocr.org.uk

For staff training purposes and as part of our quality assurance programme your call may be recorded or monitored