



GCE

Chemistry A

H432/02: Synthesis and analytical techniques

A Level

Mark Scheme for June 2022

OCR (Oxford Cambridge and RSA) is a leading UK awarding body, providing a wide range of qualifications to meet the needs of candidates of all ages and abilities. OCR qualifications include AS/A Levels, Diplomas, GCSEs, Cambridge Nationals, Cambridge Technicals, Functional Skills, Key Skills, Entry Level qualifications, NVQs and vocational qualifications in areas such as IT, business, languages, teaching/training, administration and secretarial skills.

It is also responsible for developing new specifications to meet national requirements and the needs of students and teachers. OCR is a not-for-profit organisation; any surplus made is invested back into the establishment to help towards the development of qualifications and support, which keep pace with the changing needs of today's society.

This mark scheme is published as an aid to teachers and students, to indicate the requirements of the examination. It shows the basis on which marks were awarded by examiners. It does not indicate the details of the discussions which took place at an examiners' meeting before marking commenced.

All examiners are instructed that alternative correct answers and unexpected approaches in candidates' scripts must be given marks that fairly reflect the relevant knowledge and skills demonstrated.

Mark schemes should be read in conjunction with the published question papers and the report on the examination.

© OCR 2022

MARKING INSTRUCTIONS**PREPARATION FOR MARKING****RM ASSESSOR**

1. Make sure that you have accessed and completed the relevant training packages for on-screen marking: *RM Assessor Online Training*; *OCR Essential Guide to Marking*.
2. Make sure that you have read and understood the mark scheme and the question paper for this unit.
3. Log-in to RM Assessor and mark the **required number** of practice responses (“scripts”) and the **required number** of standardisation responses.

MARKING

1. Mark strictly to the mark scheme.
2. Marks awarded must relate directly to the marking criteria.
3. The schedule of dates is very important. It is essential that you meet the RM Assessor 50% and 100% (traditional 50% Batch 1 and 100% Batch 2) deadlines. If you experience problems, you must contact your Team Leader (Supervisor) without delay.
4. If you are in any doubt about applying the mark scheme, consult your Team Leader by telephone, email or via the RM Assessor messaging system.
5. Work crossed out:

Crossed Out Responses

Where a candidate has crossed out a response and provided a clear alternative then the crossed out response is not marked. Where no alternative response has been provided, examiners may give candidates the benefit of the doubt and mark the crossed out response where legible.

Rubric Error Responses – Optional Questions

Where candidates have a choice of question across a whole paper or a whole section and have provided more answers than required, then all responses are marked and the highest mark allowable within the rubric is given. Enter a mark for each question answered into RM assessor, which will select the highest mark from those awarded. *(The underlying assumption is that the candidate has penalised themselves by attempting more questions than necessary in the time allowed.)*

Multiple Choice Question Responses

When a multiple choice question has only a single, correct response and a candidate provides two responses (even if one of these responses is correct), then no mark should be awarded (as it is not possible to determine which was the first response selected by the candidate). *When a question requires candidates to select more than one option/multiple options, then local marking arrangements need to ensure consistency of approach.*

Contradictory Responses

When a candidate provides contradictory responses, then no mark should be awarded, even if one of the answers is correct.

Short Answer Questions (requiring only a list by way of a response, usually worth only **one mark per response**)

Where candidates are required to provide a set number of short answer responses then only the set number of responses should be marked. The response space should be marked from left to right on each line and then line by line until the required number of responses have been considered. The remaining responses should not then be marked. Examiners will have to apply judgement as to whether a 'second response' on a line is a development of the 'first response', rather than a separate, discrete response. *(The underlying assumption is that the candidate is attempting to hedge their bets and therefore getting undue benefit rather than engaging with the question and giving the most relevant/correct responses.)*

Short Answer Questions (requiring a more developed response, worth **two or more marks**)

If the candidates are required to provide a description of, say, three items or factors and four items or factors are provided, then mark on a similar basis – that is downwards (as it is unlikely in this situation that a candidate will provide more than one response in each section of the response space.)

Longer Answer Questions (requiring a developed response)

Where candidates have provided two (or more) responses to a medium or high tariff question which only required a single (developed) response and not crossed out the first response, then only the first response should be marked. Examiners will need to apply professional judgement as to whether the second (or a subsequent) response is a 'new start' or simply a poorly expressed continuation of the first response.

6. Always check the pages (and additional objects if present) at the end of the response in case any answers have been continued there. If the candidate has continued an answer there then add a tick to confirm that the work has been seen.
7. Award No Response (NR) if:
 - there is nothing written in the answer space.

Award Zero '0' if:

- anything is written in the answer space and is not worthy of credit (this includes text and symbols).

Team Leaders must confirm the correct use of the NR button with their markers before live marking commences and should check this when reviewing scripts.

8. The RM Assessor **comments box** is used by your Team Leader to explain the marking of the practice responses. Please refer to these comments when checking your practice responses. **Do not use the comments box for any other reason.**

If you have any questions or comments for your Team Leader, use the phone, the RM Assessor messaging system, or email.

9. Assistant Examiners will send a brief report on the performance of candidates to their Team Leader (Supervisor) via email by the end of the marking period. The report should contain notes on particular strengths displayed as well as common errors or weaknesses. Constructive criticism of the question paper/mark scheme is also appreciated.

10. For answers marked by levels of response:

Read through the whole answer from start to finish, using the Level descriptors to help you decide whether it is a strong or weak answer. The indicative scientific content in the Guidance column indicates the expected parameters for candidates' answers, but be prepared to recognise and credit unexpected approaches where they show relevance. Using a 'best-fit' approach based on the skills and science content evidenced within the answer, first decide which set of level descriptors, Level 1, Level 2 or Level 3, best describes the overall quality of the answer.

Once the level is located, award the higher or lower mark:

The higher mark should be awarded where the level descriptor has been evidenced and all aspects of the communication statement (in italics) have been met.

The lower mark should be awarded where the level descriptor has been evidenced but aspects of the communication statement (in italics) are missing.

In summary:

The skills and science content determines the level.

The communication statement determines the mark within a level.

Level of response questions on this paper are **19(e)** and **21**

The only annotation on a level of response question should be the indication of the level.

A level annotation should be used where all marks for a level have been achieved.

e.g. if a candidate has 6 marks, they would have this annotation on their script:

L3

If a candidate has achieved 5 marks then they have reached Level 3 but will not have met the communication statement.

They should have the following annotations on their scripts:

L3 **^**

The same principle should be applied to Level 2 and Level 1.

No marks (0) should have a cross: **×**

Place the annotations alongside the mark for the question.
















On additional pages, annotate using **SEEN**

H432/02

Mark Scheme

June 2022

11. Annotations available in RM Assessor

Annotation	Meaning
	Correct response
	Incorrect response
	Omission mark
	Benefit of doubt given
	Contradiction
	Rounding error
	Error in number of significant figures
	Error carried forward
	Level 1
	Level 2
	Level 3
	Benefit of doubt not given
	Noted but no credit given
	Ignore
	Blank page

12. Abbreviations, annotations and conventions used in the detailed Mark Scheme (to include abbreviations and subject-specific conventions).

Annotation	Meaning
DO NOT ALLOW	Answers which are not worthy of credit
IGNORE	Statements which are irrelevant
ALLOW	Answers that can be accepted
()	Words which are not essential to gain credit
—	Underlined words must be present in answer to score a mark
ECF	Error carried forward
AW	Alternative wording
ORA	Or reverse argument

13. Subject-specific Marking Instructions

INTRODUCTION

Your first task as an Examiner is to become thoroughly familiar with the material on which the examination depends. This material includes:

- the specification, especially the assessment objectives
- the question paper
- the mark scheme.

You should ensure that you have copies of these materials.

You should ensure also that you are familiar with the administrative procedures related to the marking process. These are set out in the OCR booklet **Instructions for Examiners**. If you are examining for the first time, please read carefully **Appendix 5 Introduction to Script Marking: Notes for New Examiners**.

Please ask for help or guidance whenever you need it. Your first point of contact is your Team Leader.

H432/02

Mark Scheme

June 2022

SECTION A

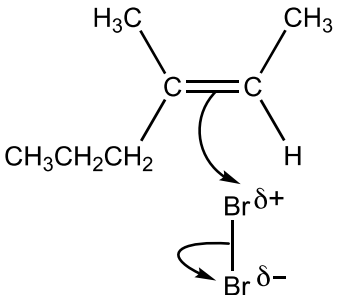
Question	Answer	Marks	AO element	Guidance
1	B	1	AO1.1	
2	B	1	AO1.1	
3	D	1	AO1.2	ALLOW 15 (correct number of sigma bonds)
4	A	1	AO1.1	
5	D	1	AO1.2	ALLOW 8 (correct number of chiral centres)
6	B	1	AO1.2	
7	D	1	AO1.2	
8	C	1	AO2.2	ALLOW 500 (This is the correct mass)
9	C	1	AO2.6	ALLOW 4.8 (This is the correct volume)
10	B	1	AO1.2	
11	B	1	AO2.5	
12	A	1	AO2.1	
13	D	1	AO1.1	
14	A	1	AO1.1	
15	B	1	AO2.1	
	Total	15		

H432/02

Mark Scheme

June 2022

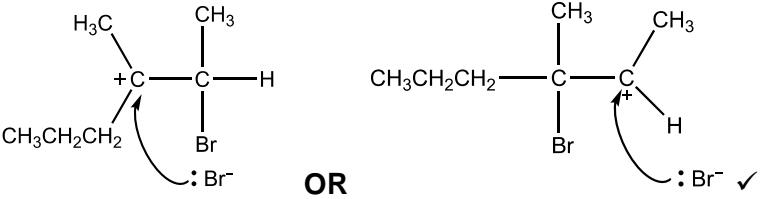
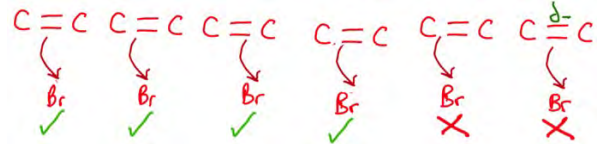

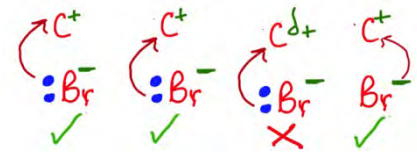
SECTION B

Question			Answer	Marks	AO element	Guidance
16	(a)	(i)	3-methylhex-2-ene ✓	1	AO1.2	<p>IGNORE lack of hyphens, or addition of commas</p> <p>DO NOT ALLOW 3-methylhex-2-ene OR 3-methhex-2-ene OR 3-methylhex-2-ene OR 3-methylhexan-2-ene</p> <p>IGNORE references to <i>E/Z</i> or <i>cis/trans</i></p>
16	(a)	(ii)	<p>ANNOTATE ANSWER WITH TICKS AND CROSSES</p>  <p>Curly arrow from C=C bond to Br^{δ+} of Br–Br</p> <p>AND</p> <p>Correct dipole on Br–Br</p> <p>AND</p> <p>curly arrow for breaking of Br–Br bond ✓</p>	3	<p>AO1.2 ×1</p> <p>AO2.5 ×2</p>	<p>ALLOW any combination of skeletal OR structural OR displayed formula as long as unambiguous</p> <p>IGNORE connectivity of CH₃CH₂CH₂ and CH₃ groups in carbocation and product</p> <p>ALLOW C₃H₇ for CH₃CH₂CH₂</p> <p>DO NOT ALLOW half headed or double headed arrows but allow ECF if seen more than once</p> <p>DO NOT ALLOW use of HBr but ECF for subsequent use</p> <p>For curly arrows, ALLOW straight or snake-like arrows and small gaps (see examples): -----</p> <p>DO NOT ALLOW partial charge on C=C</p> <p>1st curly arrow must</p> <ul style="list-style-type: none"> • go to a Br atom of Br–Br <p>AND</p> <p>start from, OR be traced back to any point across width of C=C</p>

H432/02

Mark Scheme

June 2022

Question	Answer	Marks	AO element	Guidance
	<p>Correct carbocation to match mechanism AND curly arrow from Br⁻ to C⁺ of carbocation</p>  <p style="text-align: center;">OR</p> <p><i>i.e. ALLOW carbonium + on either C atom</i></p> <hr style="border-top: 1px dashed black;"/>			 <p>2nd curly arrow must</p> <ul style="list-style-type: none"> start from, OR be traced back to, any part of $\delta^+ \text{Br}-\text{Br}^{\delta-}$ bond AND go to Br^{δ^-}  <p>3rd curly arrow must</p> <ul style="list-style-type: none"> go to the C⁺ of carbocation <p>AND</p> <ul style="list-style-type: none"> start from, OR be traced back to any point across width of lone pair on :Br⁻ OR start from - charge on Br⁻ ion  <p><i>(Lone pair NOT needed if curly arrow shown from - charge on Br⁻)</i></p> <p>ALLOW bromonium ion (Contact TL)</p>

H432/02

Mark Scheme

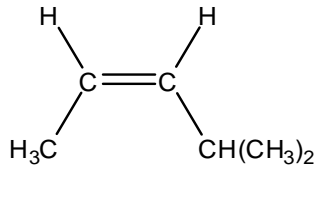
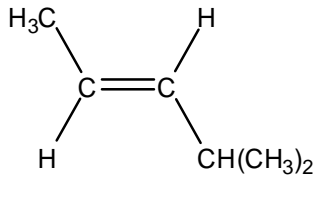
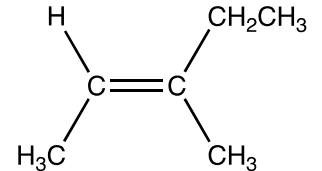
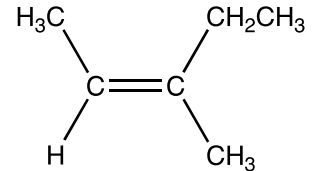




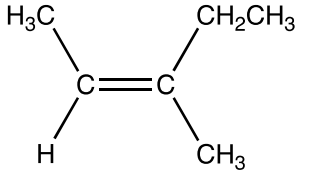
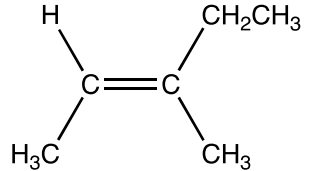
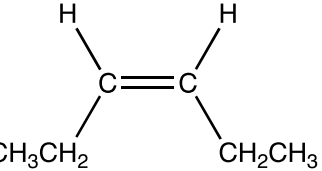
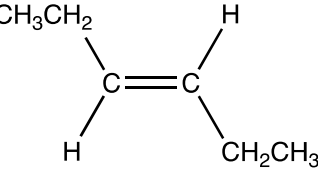












June 2022

Question			Answer	Marks	AO element	Guidance
			<p><u>Correct product to match mechanism</u> ✓</p> $ \begin{array}{c} \text{CH}_3 \quad \text{CH}_3 \\ \quad \\ \text{CH}_3\text{CH}_2\text{CH}_2 - \text{C} - \text{C} - \text{H} \\ \quad \\ \text{Br} \quad \text{Br} \end{array} $			
16	(b)	(i)	<p>Same molecular formula AND Different structural formulae ✓</p> <p>OR</p> <p>Both have the molecular formula C₆H₁₂ AND Different structural formulae ✓</p>	1	AO1.1	<p>Same formula is not sufficient <i>(no reference to molecular)</i></p> <p>Different arrangement of atoms is not sufficient <i>(no reference to structure/structural)</i></p> <p>For 'structural formulae', ALLOW structure/displayed/skeletal formulae/ functional groups</p> <p>DO NOT ALLOW any reference to spatial/space</p>
16	(b)	(ii)	<p>Same structural formula AND Different arrangement (of atoms) in space OR different spatial arrangement (of atoms) ✓</p>	1	AO1.1	<p>ALLOW structure/displayed/skeletal formula</p> <p>DO NOT ALLOW same empirical formula OR same general formula</p> <p>IGNORE same molecular formula</p> <p>Reference to <i>E/Z</i> isomerism or optical isomerism is not sufficient</p>

H432/02

Mark Scheme

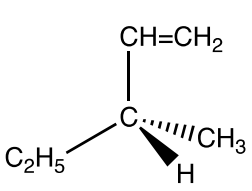
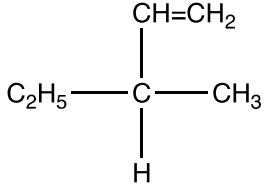
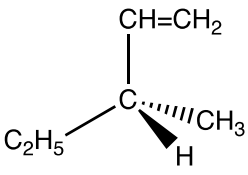
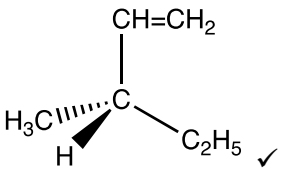
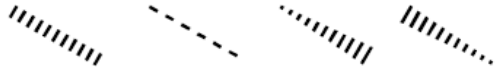
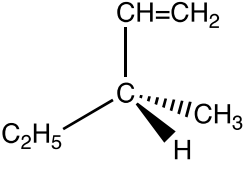
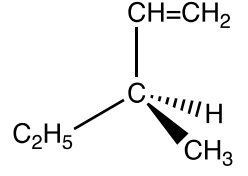
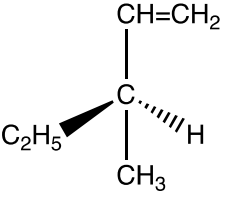
June 2022

Question	Answer	Marks	AO element	Guidance																
16 (b) (iii)	<p>Correct identification of <i>cis</i> AND <i>trans</i> isomers of 4-methylpent-2-ene ✓✓</p> <table border="1" data-bbox="405 304 1133 560"> <tr> <td data-bbox="405 304 770 523">  </td> <td data-bbox="770 304 1133 523">  </td> </tr> <tr> <td data-bbox="405 523 770 560"><i>cis</i> isomer</td> <td data-bbox="770 523 1133 560"><i>trans</i> isomer</td> </tr> </table> <p>OR</p> <p>Identification of 3-methylpent-2-ene as <i>cis</i> AND <i>trans</i> isomers ✓✓</p> <table border="1" data-bbox="405 727 1133 983"> <tr> <td data-bbox="405 727 770 946">  </td> <td data-bbox="770 727 1133 946">  </td> </tr> <tr> <td data-bbox="405 946 770 983"><i>cis</i> isomer</td> <td data-bbox="770 946 1133 983"><i>trans</i> isomer</td> </tr> </table>			<i>cis</i> isomer	<i>trans</i> isomer			<i>cis</i> isomer	<i>trans</i> isomer	2	AO1.2 AO2.5	<p>ALLOW any combination of skeletal OR structural OR displayed formula as long as unambiguous</p> <p>C₃H₇ is not sufficient (could be unbranched)</p> <p>ALLOW one mark if <i>cis</i> AND <i>trans</i> isomers of 4-methylpent-2-ene are in the wrong boxes</p> <p>ALLOW the isomers of 3-methylpent-2-ene in either box</p> <table border="1" data-bbox="1447 711 2152 967"> <tr> <td data-bbox="1447 711 1798 930">  </td> <td data-bbox="1798 711 2152 930">  </td> </tr> <tr> <td data-bbox="1447 930 1798 967"><i>cis</i> isomer</td> <td data-bbox="1798 930 2152 967"><i>trans</i> isomer</td> </tr> </table> <p><i>Ambiguity with cis/trans identification system</i></p> <p>ALLOW one mark for correct identification of <i>cis</i> AND <i>trans</i> isomers of unbranched C₆H₁₂ e.g.</p> <table border="1" data-bbox="1447 1166 2152 1422"> <tr> <td data-bbox="1447 1166 1798 1385">  </td> <td data-bbox="1798 1166 2152 1385">  </td> </tr> <tr> <td data-bbox="1447 1385 1798 1422"><i>cis</i> isomer</td> <td data-bbox="1798 1385 2152 1422"><i>trans</i> isomer</td> </tr> </table>			<i>cis</i> isomer	<i>trans</i> isomer			<i>cis</i> isomer	<i>trans</i> isomer
																				
<i>cis</i> isomer	<i>trans</i> isomer																			
																				
<i>cis</i> isomer	<i>trans</i> isomer																			
																				
<i>cis</i> isomer	<i>trans</i> isomer																			
																				
<i>cis</i> isomer	<i>trans</i> isomer																			

H432/02

Mark Scheme

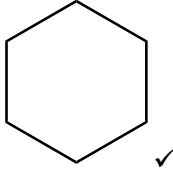
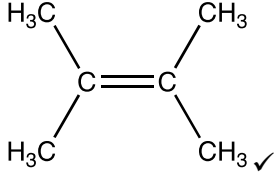




June 2022

Question	Answer	Marks	AO element	Guidance
16 (b) (iv)	<p>Correct groups attached to chiral carbon of compound C seen once e.g.</p> <div style="display: flex; justify-content: space-around; align-items: center;"> <div style="text-align: center;">  </div> <div style="text-align: center;"> <p>OR</p>  </div> </div> <p style="text-align: right; margin-right: 50px;">✓</p> <p>Two 3D structures of compound C that are mirror images with correct connectivity in both</p> <div style="display: flex; justify-content: space-around; align-items: center;"> <div style="text-align: center;">  </div> <div style="text-align: center;"> <p>OR</p>  </div> </div> <p style="text-align: right; margin-right: 50px;">✓</p>	2	AO2.5 ×2	<p>ALLOW any combination of skeletal OR structural OR displayed formula as long as unambiguous</p> <p>For C₂H₅–, ALLOW CH₃CH₂– For –CH=CH₂, ALLOW –C₂H₃ OR –CHCH₂</p> <p>For bond into paper accept:</p> <div style="text-align: center;">  </div> <p>ALLOW two 3D structures with 2 groups swapped e.g.</p> <div style="display: flex; justify-content: space-around; align-items: center;"> <div style="text-align: center;">  </div> <div style="text-align: center;">  </div> </div> <p>DO NOT ALLOW a bond angle of 180° e.g.</p> <div style="text-align: center;">  </div>

H432/02

Mark Scheme

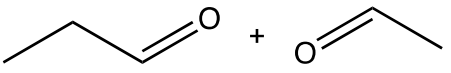
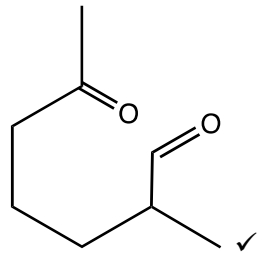
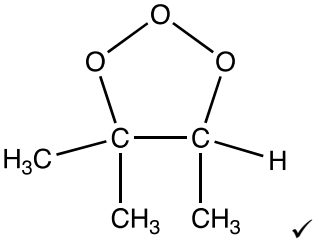
June 2022

Question			Answer	Marks	AO element	Guidance				
16	(b)	(v)	<table border="1" style="width: 100%; text-align: center;"> <tr> <td style="width: 50%;"></td> <td style="width: 50%;"></td> </tr> <tr> <td>D</td> <td>E</td> </tr> </table> <p>Two of the following for D ✓</p> <ul style="list-style-type: none"> All H are equivalent/in the same chemical environment/ the same type All C are equivalent/ in the same chemical environment/ the same type No C=C present <p>Two of the following for E ✓</p> <ul style="list-style-type: none"> All H are equivalent/ in the same chemical environment/ the same type 2 C environments C=C present 			D	E	4	AO2.5 ×2 AO2.2 ×2	ALLOW 1 mark for structures if shown in wrong boxes. CHECK table 16.1 for annotations that may be worthy of credit
										
D	E									

H432/02

Mark Scheme

June 2022

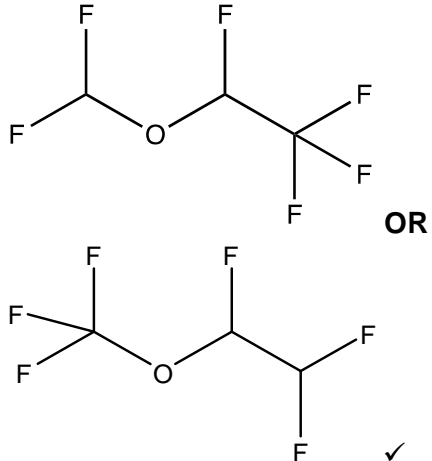
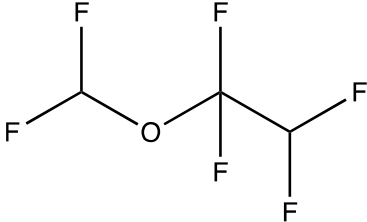
Question			Answer	Marks	AO element	Guidance
16	(c)	(i)	 <p>BOTH structures required for ✓</p> 	2	AO3.1 ×1	ALLOW any combination of skeletal OR structural OR displayed formula as long as unambiguous
16	(c)	(ii)		1	AO3.2	ALLOW any combination of skeletal OR structural OR displayed formula as long as unambiguous
Total				17		

Question	Answer	Marks	AO element	Guidance
17	<p>FIRST CHECK ANSWER LINES If M=168(.0) Award 4 marks for calculation providing unit conversions are correct</p> <p>-----</p> <p>Use of ideal gas equation $pV = nRT$ OR $n = \frac{pV}{RT}$ ✓</p> <p>SI Unit conversions AND substitution into $n = \frac{pV}{RT}$:</p> <ul style="list-style-type: none"> • $R = 8.314$ OR 8.31 • $V = 186 \times 10^{-6}$ • T in K: 303 K <p>e.g. $\frac{1.07 \times 10^5 \times 186 \times 10^{-6}}{8.314 \times 303}$ ✓</p> <p>Calculation of n $n = 7.90 \times 10^{-3}$ (mol) ✓</p> <p>Calculation of M $M = \frac{1.327}{7.90 \times 10^{-3}} = 168(.0)$ ✓</p> <p>Molecular formula $C_3H_2F_6O$ ✓</p>	6	AO1.2 ×1 AO2.4 ×3 AO2.5 ×2	<p>ALLOW ECF throughout</p> <p>ALLOW calculator value of 167.968115 (using 8.314) for M ALLOW calculator value of 167.8873033 (using 8.31) for M</p> <p>Calculator value of n: from 8.314 = $7.900308915 \times 10^{-3}$ from 8.31 = $7.904111711 \times 10^{-3}$</p> <p>ALLOW ECF that matches M but the formula MUST contain F_6O</p> <p>-----</p> <p>Use of 24 dm³: e.g. $n = \frac{186.0}{24000} = 7.75 \times 10^{-3}$ No mark (calculation much simpler) $M = \frac{1.327}{7.75 \times 10^{-3}} = 171(.2)$ ✓ ECF $C_3H_5F_6O$ ✓ ECF</p>

H432/02

Mark Scheme

June 2022

Question	Answer	Marks	AO element	Guidance
	<p>Structure</p>  <p>OR</p>			<p>ALLOW ECF for a feasible chemical structure that matches M AND contains F₆O AND has a chiral carbon</p> <p>DO NOT ALLOW</p>  <p><i>no chiral carbon</i></p>
	Total	6		

H432/02

Mark Scheme

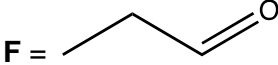
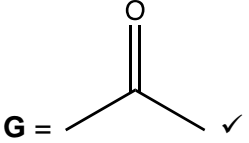
June 2022

Question			Answer	Marks	AO element	Guidance
18	(a)	(i)	(Add) 2,4-dinitrophenylhydrazine AND orange/yellow/red precipitate ✓ Take melting point (of crystals) ✓ Compare to known values/database ✓	3	AO1.2 x 3	ALLOW errors in spelling ALLOW 2,4(-)DNP OR 2,4(-)DNPH ALLOW Brady's reagent or Brady's Test ALLOW solid OR crystals OR ppt as alternatives for precipitate Mark second and third points independently of response for first marking point DO NOT ALLOW 2 nd and 3 rd marks for taking and comparing boiling points OR chromatograms
18	(a)	(ii)	Tollens' (reagent) AND Silver (mirror/precipitate/ppt/solid) ✓	1	AO1.2	ALLOW ammoniacal silver nitrate OR Ag ⁺ /NH ₃ ALLOW black ppt OR grey ppt ALLOW Cr ₂ O ₇ ²⁻ /H ⁺ AND Turns green ✓ IGNORE reference to conditions, e.g. Heat or reflux ----- IF other reagents are seen e.g. Fehling's or Benedict's, contact your Team Leader

H432/02

Mark Scheme

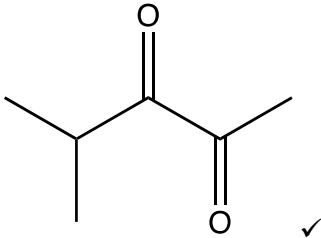
June 2022

Question	Answer	Marks	AO element	Guidance
18 (b)	<p>Initial ratios</p> <p>C, $\frac{62.07}{12.0}$: H, $\frac{10.34}{1.0}$: O, $\frac{27.59}{16.0}$</p> <p>OR</p> <p>C, 5.1725 : H, 10.34 : O, 1.724</p> <p>OR</p> <p>C, 3 : H, 6 : O, 1 ✓</p> <p>(Molecular formula =) C₃H₆O</p> <p>AND</p> <p>Evidence of 58 in working or from labelled peak in one of the spectra ✓</p> <p>For F</p> <p>evidence for fragment ion m/z=29 linked to CH₃CH₂(⁺)</p> <p>OR CHO(⁺) ✓</p> <p>F = </p> <p>AND</p> <p>G =  ✓</p>	4	AO1.2 AO2.5 AO3.2 AO3.2	<p>CHECK spectra for annotations that may be worthy of credit</p> <p>Mark can be awarded from a correct molecular formula</p> <p>IGNORE m/z=15 (as this is not unique)</p> <p>IGNORE m/z=43</p> <p>IGNORE incorrect fragments</p> <p>IGNORE charges on fragment ions</p> <p>ALLOW any combination of skeletal OR structural OR displayed formula as long as unambiguous</p>

H432/02

Mark Scheme

June 2022

Question		Answer	Marks	AO element	Guidance
18	(c)	<p>¹H NMR</p> <p>$\delta = 1.1$ ppm/doublet linked to 2 x CH₃ ✓</p> <p>$\delta = 2.2$ ppm/singlet linked to CH₃-C=O OR $\delta = 2.9$ ppm/multiplet linked to CH(CH₃)₂ OR HC-C=O ✓</p> <p>Structure</p> <p>Any structure with molecular formula C₆H₁₀O₂ and has 2 carbonyl groups ✓</p> 	4	<p>AO3.1 ×3</p> <p>AO3.2 ×1</p>	<p>ALLOW any combination of skeletal OR structural OR displayed formula as long as unambiguous</p> <p>CHECK spectra for annotations that may be worthy of credit</p> <p>ALLOW δ values ± 0.2 ppm, as a range or a value within the range</p> <p>IGNORE HC-C=O linked to $\delta = 2.2$ ppm</p> <p>IGNORE additional chemical environments (taken from the data sheet) that align with the given chemical shifts</p>
Total			12		

H432/02

Mark Scheme

June 2022

Question		Answer	Marks	AO element	Guidance
19	(a)	$\text{C}_2\text{H}_5\text{COOH} + \text{KOH} \rightarrow \text{C}_2\text{H}_5\text{COOK} + \text{H}_2\text{O} \checkmark$ $2\text{HCOOH} + \text{Mg} \rightarrow (\text{HCOO})_2\text{Mg} + \text{H}_2 \checkmark$ $\text{H}_2\text{O} \text{ AND } \text{CO}_2 \checkmark$ <div style="text-align: center;"> $\begin{array}{c} \text{H} \\ \\ \text{H}_2\text{N}-\text{C}-\text{COONa} \\ \\ \text{CH}_2 \\ \\ \text{COONa} \end{array} \checkmark$ </div> Correct formula of salt:	4	AO2.6 x4	<p>ALLOW any combination of skeletal OR structural OR displayed formula as long as unambiguous</p> <p>IGNORE state symbols and use of equilibrium sign</p> <p>ALLOW $\text{KC}_2\text{H}_5\text{COO}$</p> <p>DO NOT ALLOW a missing charge (e.g. $\text{C}_2\text{H}_5\text{COO}^-\text{K}$) the 1st time seen but IGNORE for next equations.</p> <p>For salts, ALLOW $\text{C}_2\text{H}_5\text{COO}^-\text{K}^+$ OR $\text{C}_2\text{H}_5\text{COO}^- + \text{K}^+$</p> <p>DO NOT ALLOW $-\text{COO}-\text{K}$ (covalent bond) the 1st time seen but IGNORE for next equations.</p> <p>FOR $\text{CO}_2 + \text{H}_2\text{O}$ ALLOW H_2CO_3</p>

H432/02

Mark Scheme

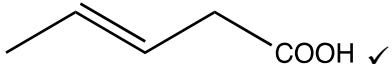
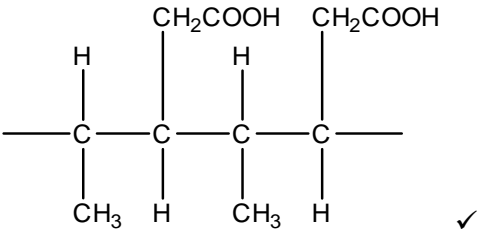
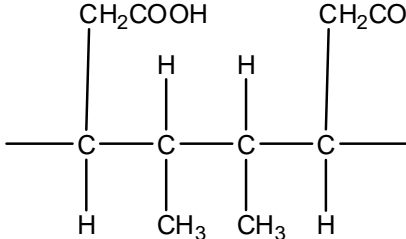
June 2022

Question	Answer	Marks	AO element	Guidance
19 (b)	<div style="display: flex; justify-content: space-around;"> <div style="border: 1px solid black; padding: 5px; text-align: center;"> $\begin{array}{c} \text{H} \\ \\ \text{CH}_3\text{CH}_2 - \text{C} - \text{COOH} \\ \\ \text{O} \\ \\ \text{C} = \text{O} \\ \\ \text{C}_6\text{H}_5 \end{array}$ <p>✓</p> </div> <div style="border: 1px solid black; padding: 5px; text-align: center;"> $\begin{array}{c} \text{H} \quad \text{O} \quad \text{H} \\ \quad \quad \\ \text{CH}_3\text{CH}_2 - \text{C} - \text{C} - \text{O} - \text{C} - \text{CH}_3 \\ \quad \quad \quad \\ \text{OH} \quad \quad \quad \text{CH}_3 \end{array}$ <p>✓</p> </div> </div> <div style="text-align: center; margin-top: 20px;"> $\begin{array}{c} \text{H} \\ \\ \text{CH}_3\text{CH}_2 - \text{C} - \text{COOH} \\ \\ \text{OH} \end{array}$ <p> $\xrightarrow{\text{C}_6\text{H}_5\text{COOH}/\text{H}_2\text{SO}_4 \text{ reflux}}$ (left) $\xrightarrow{(\text{CH}_3)_2\text{CHOH}/\text{H}_2\text{SO}_4 \text{ reflux}}$ (right) </p> <div style="display: flex; justify-content: center; align-items: center; margin: 10px 0;"> <div style="border: 1px solid black; padding: 2px; margin-right: 10px;"> $\text{H}^+/\text{H}_2\text{O} \text{ OR } \text{H}^+(\text{aq})$ </div> $\xrightarrow{\quad}$ </div> <div style="border: 1px solid black; padding: 2px; margin: 10px auto; text-align: center;"> $\begin{array}{c} \text{CH}_3\text{CH}_2 - \text{C} - \text{COOH} \\ \\ \text{O} \end{array}$ <p>✓</p> </div> </div>	4	AO2.5 x4	<p>ALLOW any combination of skeletal OR structural OR displayed formula as long as unambiguous</p> <p>ALLOW any vertical bond to the OH group e.g. ALLOW</p> <div style="display: flex; justify-content: center; align-items: center; margin: 10px 0;"> $\begin{array}{c} \\ \text{OH} \end{array}$ OR $\begin{array}{c} \\ \text{HO} \end{array}$ </div> <p>IGNORE connectivity of CH₃CH₂ group</p> <p>IGNORE inorganic by-products</p> <p>ALLOW HCl/H₂O, H₂SO₄/H₂O</p> <p>IGNORE dilute</p>

H432/02

Mark Scheme

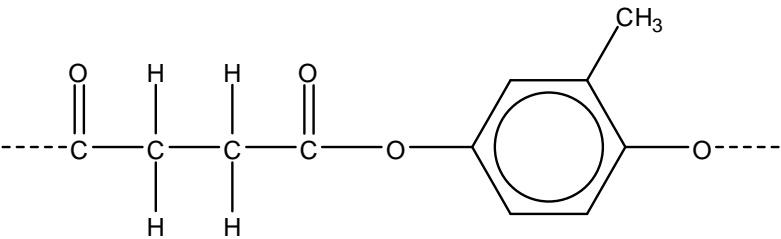
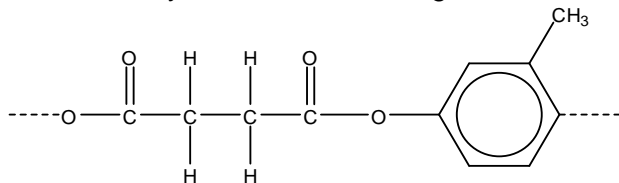
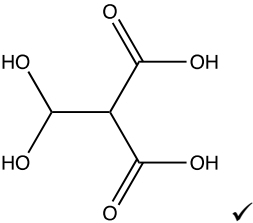
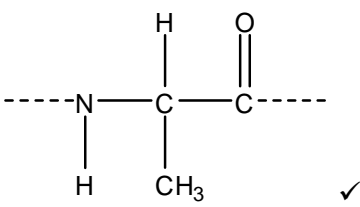
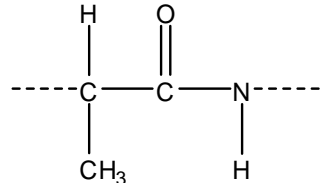
June 2022

Question			Answer	Marks	AO element	Guidance
19	(c)	(i)	<p>Pent-3-enoic acid</p>  <p>2 repeat units of polymer</p> 	2	AO1.2 AO2.5	<p>ALLOW any combination of skeletal OR structural OR displayed formula as long as unambiguous ALLOW either the <i>E</i> or <i>Z</i> isomer</p> <p>ALLOW ECF from pent-2-enoic acid OR pent-4-enoic acid ONLY</p> <p>For repeat unit,</p> <ul style="list-style-type: none"> • 'side bonds' required on either side of repeat unit from C atoms • 2 repeat units required <p>IGNORE connectivity of CH₂COOH in polymer IGNORE brackets IGNORE <i>n</i></p> <p>-----</p> <p>ALLOW any consistent repeat unit: CH₂COOH and CH₃ groups can alternate or be on opposite sides of chain e.g.</p> 

H432/02

Mark Scheme

June 2022

Question			Answer	Marks	AO element	Guidance
19	(c)	(ii)	 <p>ester link ✓</p> <p>ONE repeat units of correct polymer ✓</p>	2	AO1.2 AO2.5	<p>end –O– may be at either side e.g.</p>  <p>ALLOW CH₃ to be on position 2 or 3 of the aromatic ring</p> <p>‘End bonds’ MUST be shown (do not have to be dotted)</p> <p>IGNORE brackets</p> <p>IGNORE <i>n</i></p>
19	(c)	(iii)	 <p>✓</p>	1	AO3.2	<p>ALLOW any combination of skeletal OR structural OR displayed formula as long as unambiguous</p>
19	(d)	(i)	 <p>✓</p> <p>ONE repeat unit ONLY</p>	1	AO2.5	<p>end –N– may be at either side e.g.</p>  <p>‘End bonds’ MUST be shown (do not have to be dotted)</p> <p>IGNORE brackets</p> <p>IGNORE <i>n</i></p>

H432/02

Mark Scheme

June 2022

Question			Answer	Marks	AO element	Guidance
19	(d)	(ii)	<p>IF answer on answer line = 28418, AWARD 2 marks IF answer on answer line = 28400, AWARD 1 mark</p> <p>-----</p> <p>M_r of 400 molecules = $400 \times 89 = 35600$ ✓</p> <p>M_r of polymer = $35600 - (399 \times 18) = 28418$ ✓</p>	2	AO2.2 ×2	<p>ALLOW ECF from incorrect repeat unit in 19di</p> <p>ALLOW ECF from incorrect M_r of 400 repeat units</p> <p>Alternative method based on repeat unit: M_r of 400 repeat units = $400 \times 71 = 28400$ ✓ M_r of polymer = $28400 + 1 + 17 = 28418$ ✓</p>
19	(e)*		<p><i>Refer to marking instructions on page 5 of mark scheme for guidance on marking this question.</i></p> <p>Level 3 (5-6 marks) Correct calculation of mass of $\text{CH}_3\text{CHClCOOH}$. AND Planned synthesis includes substitution of $-\text{Cl}$ and formation of compound I (or its corresponding ammonium salt) with the correct reagents and some conditions identified and equations are mostly correct.</p> <p><i>There is a well-developed line of reasoning which is clear and logically structured. The information presented is relevant and substantiated.</i></p>	6	AO3.3 ×6	<p>Indicative scientific points may include:</p> <p>Calculation of mass of $\text{CH}_3\text{CHClCOOCH}_3$ Using moles</p> <ul style="list-style-type: none"> $n(\text{I}) = \frac{9.36}{117.0}$ = 0.08(00) (mol) $n(\text{CH}_3\text{CHClCOOC}_2\text{H}_5) = 0.0800 \times \frac{100}{64}$ = 0.125 (mol) Mass of $\text{CH}_3\text{CHClCOOH} = 108.5 \times 0.125$ = 13.5625 g

Question	Answer	Marks	AO element	Guidance
	<p>Level 2 (3-4 marks) Calculation of mass of CH₃CHClCOOH is correct AND Planned synthesis includes one step of the synthesis with the correct reagent and some conditions identified and equation is mostly correct OR Calculation of mass of CH₃CHClCOOH is partly correct AND Planned synthesis includes substitution of –Cl and formation of compound I (or its corresponding ammonium salt) with the correct reagents OR Attempts to calculate mass of CH₃CHClCOOC₂H₅ but makes little progress AND Planned synthesis includes substitution of –Cl and formation of compound I (or its corresponding ammonium salt) with the correct reagents and some conditions identified and equations are mostly correct</p> <p><i>There is a line of reasoning presented with some structure. The information presented is relevant and supported by some evidence.</i></p>			<p>Using mass</p> <ul style="list-style-type: none"> Theoretical mass of I = $9.36 \times \frac{100}{64}$ = 14.625 (g) Theoretical $n(\text{CH}_3\text{CHClCOOH}) = \frac{14.625}{117.0}$ = 0.125 (mol) Mass of CH₃CHClCOOH = 108.5×0.125 = 13.5625 g <p>ALLOW slip/rounding errors such as errors in M_r, e.g. use of 107.5 instead of 108.5 for CH₃CHClCOOH → 13.4375</p> <hr/> <p>Examples of partly correct calculations</p> <p>Mass = 5.5552 g from $0.0800 \times \frac{64}{100} \times 108.5$ (% yield inverted)</p> <p>Mass = 8.68 g from 0.0800×108.5 (% yield omitted)</p> <p>Synthesis: <u>Either order for 2 stages</u></p> <p>Substitution of –Cl → amine:</p> <ul style="list-style-type: none"> Reagents: (excess) NH₃ Condition: ethanol Equation: CH₃CHClCOOH + 2NH₃ → CH₃CHNH₂COOH + NH₄Cl <p>OR</p> <p>CH₃CHClCOOH + NH₃ → CH₃CHNH₂COOH + HCl</p>

H432/02

Mark Scheme

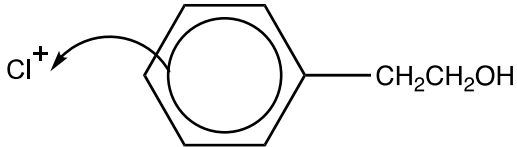
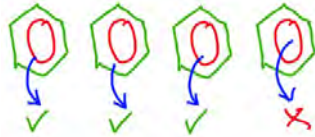
June 2022

Question	Answer	Marks	AO element	Guidance
	<p>Level 1 (1-2 marks) Calculation of mass of CH₃CHClCOOH is partly correct OR Planned synthesis includes both steps with some of the reagents and conditions identified OR Attempts equations for both steps but these may contain errors OR Describes one step of the synthesis with reagents, conditions and equation mostly correct</p> <p><i>There is an attempt at a logical structure with a line of reasoning. The information is in the most part relevant.</i></p> <p>0 marks No response or no response worthy of credit.</p>			<p>Esterification of amine → compound I</p> <ul style="list-style-type: none"> • Reagents: CH₃CH₂OH • Conditions: acid (catalyst), e.g. H₂SO₄ (reflux/heat) • Equation: $\text{CH}_3\text{CHNH}_2\text{COOH} + \text{CH}_3\text{CH}_2\text{OH} \rightarrow \text{CH}_3\text{CHNH}_2\text{COOCH}_2\text{CH}_3 + \text{H}_2\text{O}$ <p>OR -----</p> <p>Esterification of carboxylic acid → ester</p> <ul style="list-style-type: none"> • Reagents: CH₃CH₂OH • Conditions: acid (catalyst), e.g. H₂SO₄ (reflux/heat) • Equation: $\text{CH}_3\text{CHClCOOH} + \text{CH}_3\text{CH}_2\text{OH} \rightarrow \text{CH}_3\text{CHClCOOCH}_2\text{CH}_3 + \text{H}_2\text{O}$ <p>Substitution of -Cl → amine:</p> <ul style="list-style-type: none"> • Reagents: (excess) NH₃ • Condition: ethanol • Equation: e.g. $\text{CH}_3\text{CHClCOOCH}_2\text{CH}_3 + 2\text{NH}_3 \rightarrow \text{CH}_3\text{CHNH}_2\text{COOCH}_2\text{CH}_3 + \text{NH}_4\text{Cl}$ <p>OR $\text{CH}_3\text{CHClCOOCH}_2\text{CH}_3 + \text{NH}_3 \rightarrow \text{CH}_3\text{CHNH}_2\text{COOCH}_2\text{CH}_3 + \text{HCl}$</p> <p>OR $\text{CH}_3\text{CHClCOOCH}_2\text{CH}_3 + \text{NH}_3 \rightarrow \text{CH}_3\text{CHNH}_3^+\text{Cl}^-\text{COOCH}_2\text{CH}_3$ <i>(ammonium salt)</i></p>
	Total	22		

H432/02

Mark Scheme

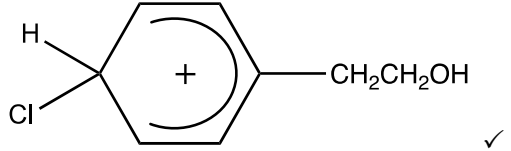
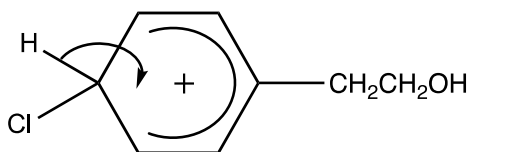
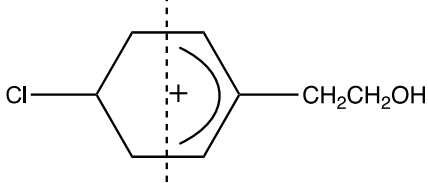
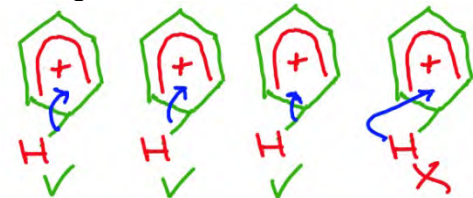
June 2022

Question			Answer	Marks	AO element	Guidance
20	(a)	(i)	Indicator AND observation of acidity AND No reaction with carbonate ✓	1	AO1.2 ×1	ALLOW (Add) bromine AND white precipitate ✓ ALLOW (Add) FeCl ₃ AND violet/purple colour ✓
20	(a)	(ii)	Compound J has 6 peaks/environments/types of carbon ✓ Compound K has 5 peaks/environments/types of carbon ✓ Compound L has 8 peaks/environments/types of carbon ✓	3	AO3.2 ×3	IGNORE any numbers shown on structures IGNORE chemical shifts
20	(a)	(iii)	ANNOTATE ANSWER WITH TICKS AND CROSSES Action of catalyst 1 mark Formation of electrophile: $\text{Cl}_2 + \text{AlCl}_3 \rightarrow \text{Cl}^+ + \text{AlCl}_4^-$ AND Regeneration of catalyst: $\text{H}^+ + \text{AlCl}_4^- \rightarrow \text{AlCl}_3 + \text{HCl}$ ✓ ----- Electrophilic attack 1 mark Curly arrow from π -bond to Cl^+ ✓ 	4	AO1.2 ×2 AO2.5 ×2	ALLOW use of FeCl ₃ or other halogen carriers (AlBr ₃) ----- For curly arrows, ALLOW straight or snake-like arrows and small gaps (see examples): ----- 1st curly arrow must <ul style="list-style-type: none"> start from, OR close to circle of benzene ring AND <ul style="list-style-type: none"> go to Cl^+ 

H432/02

Mark Scheme

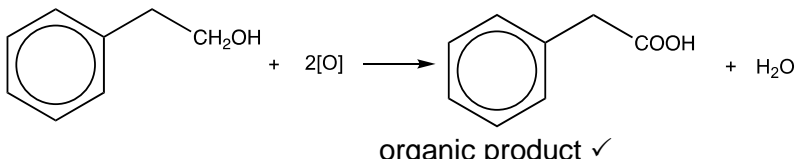
June 2022

Question	Answer	Marks	AO element	Guidance
	<p>Correct intermediate only 1 mark</p>  <p>-----</p> <p>Reforming benzene ring 1 mark</p> <p>Curly arrow from C-H bond to reform π-ring ✓</p> 			<p>DO NOT ALLOW the following intermediate:</p>  <p>π-ring must cover more than half of benzene ring AND correct orientation, <i>i.e.</i> gap towards C with Cl</p> <p>ALLOW + sign anywhere inside the 'hexagon' of intermediate</p> <p>DO NOT ALLOW intermediates substituted at positions 3 or 5 IGNORE intermediates substituted at position 2 OR di-substituted at positions 2,4</p> <p>-----</p> <p>Curly arrow must start from, OR be traced back to, any part of C-H bond and go inside the 'hexagon'</p> 

H432/02

Mark Scheme

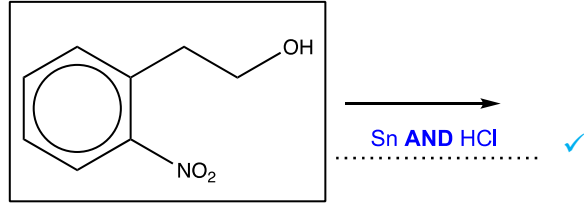
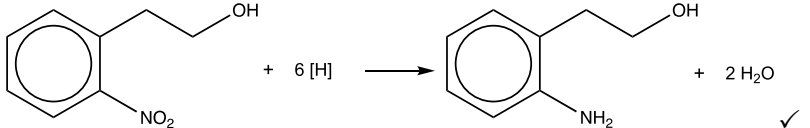
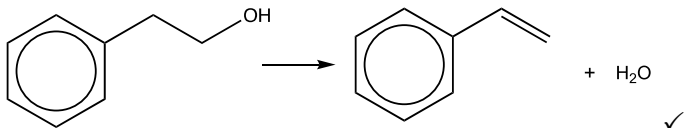
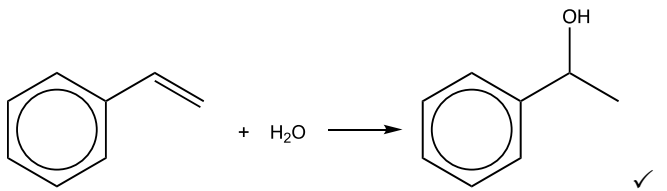
June 2022

Question		Answer	Marks	AO element	Guidance
20	(b)	<p>(In phenols) a (lone) pair of electrons on O is (partially) delocalised/donated into the ring / π-system ✓</p> <p>Electron density increases/is higher (than benzene) ✓ ORA</p> <p>(phenols) are more susceptible to electrophilic attack OR (phenols) attract/accept electrophile/Cl_2 more OR (phenols) polarise electrophile/Cl_2 more ✓ ORA</p>	3	AO1.1 × 3	<p>ALLOW the electron pair in the p-orbitals of the O atom becomes part of the ring / π-system ALLOW diagram to show movement of lone pair into ring ALLOW lone pair of electrons on O is (partially) drawn/attracted/pulled/ into ring / π-system ALLOW lone pair on O DO NOT ALLOW (two) lone pairs are delocalised/donated into the ring / π-system</p> <p>IGNORE activating</p> <p>IGNORE charge density IGNORE electronegativity</p> <p>IGNORE phenols react more readily with electrophiles/Cl_2 (<i>given in question</i>)</p> <p>ALLOW Cl^+ for electrophile IGNORE Cl for electrophile</p>
20	(c)	 <p>Correct balanced equation ✓</p>	2	AO2.5 AO2.6	<p>ALLOW any combination of skeletal OR structural OR displayed formula as long as unambiguous</p> <p>ALLOW C_6H_5 for phenyl group</p>

H432/02

Mark Scheme

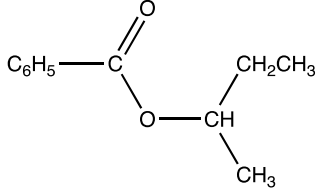
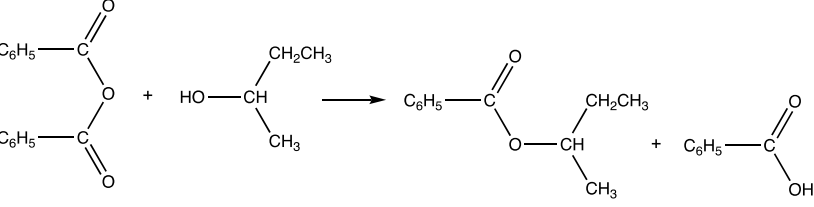
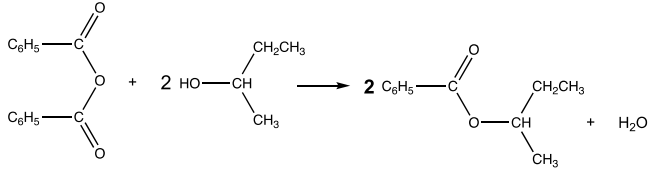
June 2022

20	(d)	(i)	<p style="text-align: center;"> HNO_3 /nitric acid AND H_2SO_4 </p>  <p style="text-align: center;"> Sn AND HCl </p>	2	AO1.2 x2	<p>IGNORE references to concentration</p> <p>IGNORE 'dilute' for HCl</p> <p>IGNORE H_2</p> <p>IGNORE NaOH if seen as a reagent to convert nitro group into amine e.g 'Sn/(concentrated) HCl then NaOH' scores the mark</p>
20	(d)	(ii)		1	AO2.6	
20	(e)		<p>Stage 1 <i>Reagents:</i> H_2SO_4 ✓</p>  <p>Stage 2 <i>Reagents:</i> Steam/$\text{H}_2\text{O}(\text{g})$ AND acid/H^+ (catalyst) ✓</p> 	4	AO3.1 AO2.6 AO3.1 AO2.6	<p>ALLOW any combination of skeletal OR structural OR displayed formula as long as unambiguous</p> <p>ALLOW H^+ OR HCl OR H_3PO_4 DO NOT ALLOW other named acids IGNORE concentration/pressure IGNORE water/steam</p> <p>For steam, ALLOW H_2O with temperature $\geq 100^\circ\text{C}$ ALLOW use of $\text{H}_3\text{PO}_4/\text{H}_2\text{SO}_4$ as catalyst DO NOT ALLOW HCl IGNORE pressure</p>

H432/02

Mark Scheme

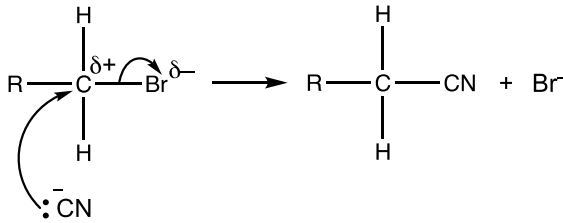
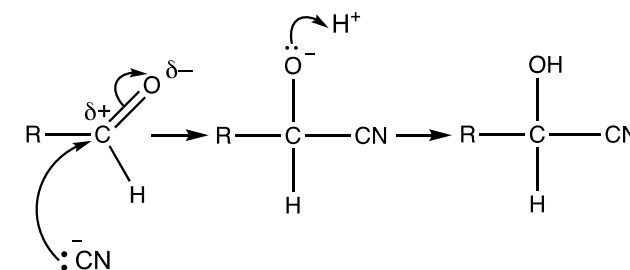
June 2022

20	(f)	<p>Structure of ester product ✓</p>  <p>Correct balanced equation ✓</p> 	2	<p>AO3.1</p> <p>AO3.2</p>	<p>ALLOW any combination of skeletal OR structural OR displayed formula as long as unambiguous</p> <p>ALLOW</p> 
		Total	22		

H432/02

Mark Scheme

June 2022

Question	Answer	Marks	AO element	Guidance
21	<p>Refer to marking instructions on page 5 of mark scheme for guidance on marking this question.</p> <p>Level 3 (5–6 marks) Describes, in detail, reactions of two aliphatic compounds that form a C–C bond AND mechanisms for the two aliphatic reactions.</p> <p><i>There is a well-developed line of reasoning which is clear and logically structured. The information presented is relevant and substantiated.</i></p> <p>Level 2 (3–4 marks) Describes a reaction of one aliphatic compound that forms a C–C bond with few omissions/errors. AND mechanism for one aliphatic reaction. OR Describes reactions of two compounds that forms a C–C bond AND attempts a mechanism for one of the reactions</p> <p><i>There is a line of reasoning presented with some structure. The information presented is relevant and supported by some evidence.</i></p> <p>Level 1 (1–2 marks) Selects suitable reagents for reactions of two compounds that form a C–C bond. OR Attempts to describe a reaction and mechanism of one compound that forms a C–C bond, with omissions/errors.</p> <p><i>There is an attempt at a logical structure with a line of reasoning. The information is in the most part relevant.</i></p> <p>0 marks No response or no response worthy of credit.</p>	6	AO1.2 ×4 AO2.5 ×2	<p>Indicative scientific points may include:</p> <p>Reactions of aliphatic compounds and mechanisms</p> <ul style="list-style-type: none"> Haloalkane, RX and $\text{CN}^- \rightarrow \text{RCN} + \text{X}^-$ Reagents: NaCN and ethanol Reaction: Nucleophilic substitution Mechanism:  Aldehyde or ketone and HCN e.g. $\text{RCHO} + \text{HCN} \rightarrow \text{RCH(OH)CN}$ Reagents: NaCN and H^+ Reaction: Nucleophilic addition Mechanism:  <p>OR H_2O instead of H^+ for 2nd stage</p> <p>If alternative reactions are shown contact your TL e.g. radical substitution, polymerisation</p>
	Total	6		

Need to get in touch?

If you ever have any questions about OCR qualifications or services (including administration, logistics and teaching) please feel free to get in touch with our customer support centre.

Call us on

01223 553998

Alternatively, you can email us on

support@ocr.org.uk

For more information visit

 ocr.org.uk/qualifications/resource-finder

 ocr.org.uk

 [Twitter/ocrexams](https://twitter.com/ocrexams)

 [/ocrexams](https://twitter.com/ocrexams)

 [/company/ocr](https://www.linkedin.com/company/ocr)

 [/ocrexams](https://www.youtube.com/ocrexams)



OCR is part of Cambridge University Press & Assessment, a department of the University of Cambridge.

For staff training purposes and as part of our quality assurance programme your call may be recorded or monitored. © OCR 2022 Oxford Cambridge and RSA Examinations is a Company Limited by Guarantee. Registered in England. Registered office The Triangle Building, Shaftesbury Road, Cambridge, CB2 8EA.

Registered company number 3484466. OCR is an exempt charity.

OCR operates academic and vocational qualifications regulated by Ofqual, Qualifications Wales and CCEA as listed in their qualifications registers including A Levels, GCSEs, Cambridge Technicals and Cambridge Nationals.

OCR provides resources to help you deliver our qualifications. These resources do not represent any particular teaching method we expect you to use. We update our resources regularly and aim to make sure content is accurate but please check the OCR website so that you have the most up-to-date version. OCR cannot be held responsible for any errors or omissions in these resources.

Though we make every effort to check our resources, there may be contradictions between published support and the specification, so it is important that you always use information in the latest specification. We indicate any specification changes within the document itself, change the version number and provide a summary of the changes. If you do notice a discrepancy between the specification and a resource, please [contact us](#).

Whether you already offer OCR qualifications, are new to OCR or are thinking about switching, you can request more information using our [Expression of Interest form](#).

Please [get in touch](#) if you want to discuss the accessibility of resources we offer to support you in delivering our qualifications.