



Oxford Cambridge and RSA

**Tuesday 16 May 2023 – Morning**

**AS Level Chemistry A**

**H032/01 Breadth in chemistry**

**Time allowed: 1 hour 30 minutes**



**You must have:**

- the Data Sheet for Chemistry A

**You can use:**

- a scientific or graphical calculator
- an HB pencil



Please write clearly in black ink. **Do not write in the barcodes.**

Centre number

--	--	--	--	--

Candidate number

--	--	--	--

First name(s)

---

Last name

---

**INSTRUCTIONS**

- Use black ink. You can use an HB pencil, but only for graphs and diagrams.
- Write your answer to each question in the space provided. If you need extra space use the lined pages at the end of this booklet. The question numbers must be clearly shown.
- Answer **all** the questions.
- Where appropriate, your answer should be supported with working. Marks might be given for using a correct method, even if your answer is wrong.

**INFORMATION**

- The total mark for this paper is **70**.
- The marks for each question are shown in brackets [ ].
- This document has **24** pages.

**ADVICE**

- Read each question carefully before you start your answer.

**2**  
**SECTION A**

You should spend a maximum of 25 minutes on this section.

Write your answer to each question in the box provided.

**1** Which statement explains the trend in boiling points down the halogens group?

- A** Covalent bonds become stronger.
- B** Induced dipole–dipole interactions (London forces) become stronger.
- C** Ionic bonds become stronger.
- D** Permanent dipole–dipole interactions become stronger.

Your answer

[1]

**2** A hydrocarbon contains 85.71% carbon by mass.

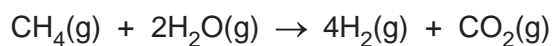
What is the empirical formula of the hydrocarbon?

- A** CH
- B** CH<sub>2</sub>
- C** CH<sub>4</sub>
- D** C<sub>2</sub>H<sub>4</sub>

Your answer

[1]

**3** Hydrogen can be prepared industrially by the reaction of methane with steam. The equation is shown below.



What is the atom economy of hydrogen for this process?

- A** 3.8%
- B** 4.3%
- C** 15.4%
- D** 17.4%

Your answer

[1]

## 3

4 How many p-orbitals are occupied by electrons in a sulfur atom?

- A 2
- B 4
- C 6
- D 10

Your answer

[1]

5 Which substance has the lowest oxidation number for sulfur?

- A  $\text{Na}_2\text{SO}_4$
- B  $\text{S}_8$
- C  $\text{SF}_2$
- D  $\text{SO}_2$

Your answer

[1]

6 Successive ionisation energies, in  $\text{kJ mol}^{-1}$ , of an element in Period 3 of the periodic table are shown below.

1st	2nd	3rd	4th	5th	6th	7th	8th	9th
578	1817	2745	11578	14831	18378	23296	27460	31862

What is the formula of the oxide of the Period 3 element?

- A  $\text{Na}_2\text{O}$
- B  $\text{MgO}$
- C  $\text{Al}_2\text{O}_3$
- D  $\text{SiO}_2$

Your answer

[1]

4

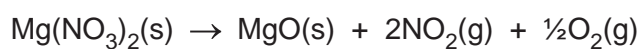
7 How many oxygen atoms are in 120.2 g of SiO<sub>2</sub>?

- A  $3.01 \times 10^{23}$
- B  $1.20 \times 10^{24}$
- C  $2.41 \times 10^{24}$
- D  $3.61 \times 10^{24}$

Your answer

[1]

8 Magnesium nitrate, Mg(NO<sub>3</sub>)<sub>2</sub>, decomposes when heated:



0.00250 mol of Mg(NO<sub>3</sub>)<sub>2</sub> is decomposed.

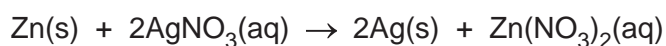
What is the volume of gas produced, measured at RTP?

- A 30 cm<sup>3</sup>
- B 60 cm<sup>3</sup>
- C 120 cm<sup>3</sup>
- D 150 cm<sup>3</sup>

Your answer

[1]

9 Zinc reacts with aqueous silver nitrate, as shown in the equation:



0.10 g of zinc is added to 15 cm<sup>3</sup> of 0.25 mol dm<sup>-3</sup> aqueous silver nitrate.

What is the mass of silver metal that would be formed?

- A 0.16 g
- B 0.20 g
- C 0.33 g
- D 0.40 g

Your answer

[1]

5

- 10 15.00 cm<sup>3</sup> of 18.0 mol dm<sup>-3</sup> concentrated hydrochloric acid is diluted with water to prepare 250 cm<sup>3</sup> of dilute hydrochloric acid.

What is the concentration, in mol dm<sup>-3</sup>, of the dilute hydrochloric acid?

- A 0.0675  
B 0.270  
C 0.300  
D 1.08

Your answer

[1]

- 11 The standard enthalpy change of formation of water is  $-286 \text{ kJ mol}^{-1}$ .

Which statement or equation is correct?

- A  $\text{H}_2(\text{g}) + \frac{1}{2}\text{O}_2(\text{g}) \rightarrow \text{H}_2\text{O}(\text{l}) \quad \Delta H^\ominus = -143 \text{ kJ mol}^{-1}$   
B  $2\text{H}_2(\text{g}) + \text{O}_2(\text{g}) \rightarrow 2\text{H}_2\text{O}(\text{l}) \quad \Delta H^\ominus = -286 \text{ kJ mol}^{-1}$   
C The O–H bond enthalpy is  $-143 \text{ kJ mol}^{-1}$ .  
D The standard enthalpy change of combustion of hydrogen is  $-286 \text{ kJ mol}^{-1}$ .

Your answer

[1]

- 12 Which statement about energy changes is correct?

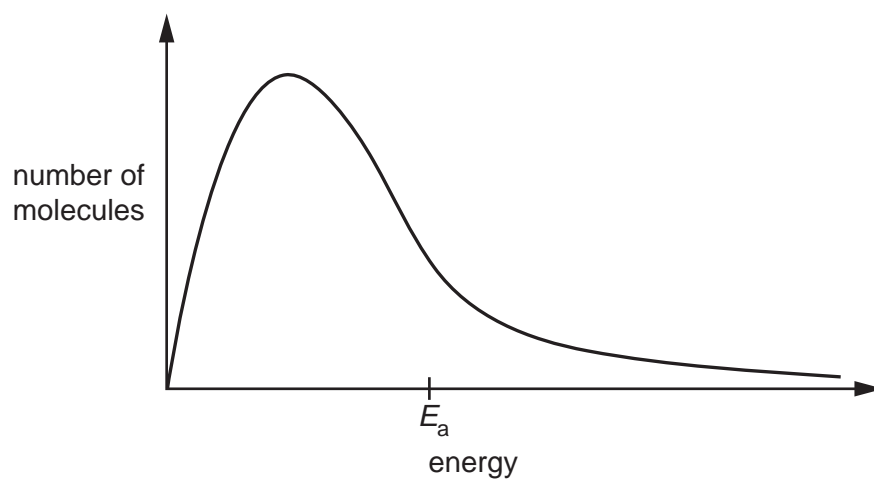
- A Combustion of an alkane is endothermic.  
B In an exothermic reaction, more energy is needed to break bonds than is given out when bonds are made.  
C The activation energy is a negative value.  
D The enthalpy change for the condensation of a gas to a liquid is a negative value.

Your answer

[1]

6

- 13 The Boltzmann distribution showing the activation energy,  $E_a$ , for an uncatalysed reaction is shown below.



What is the difference for the **catalysed** reaction?

- A The activation energy shifts to the left.
- B The activation energy shifts to the right.
- C The curve flattens.
- D The curve shifts to the right.

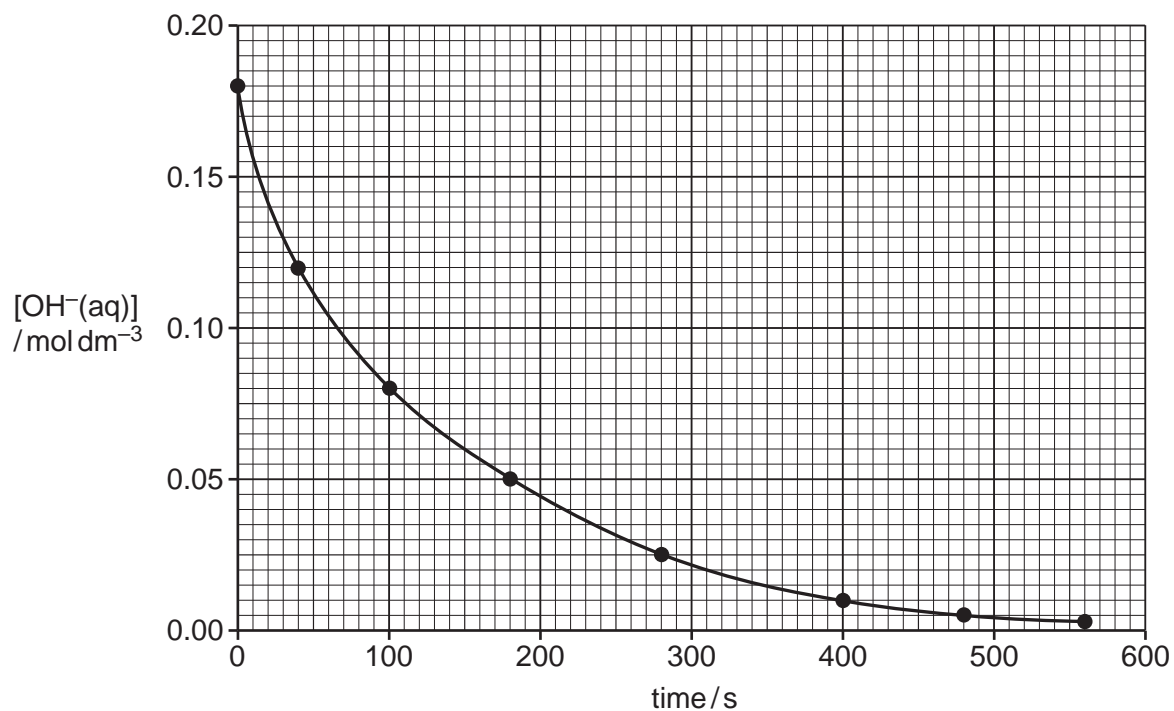
Your answer

[1]

7

14 A student measures how the  $\text{OH}^-$  concentration changes over time for a reaction.

The student plots the graph below.



What is the rate of reaction, in  $\text{mol dm}^{-3} \text{s}^{-1}$ , at 200 s?

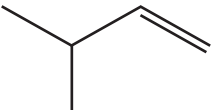
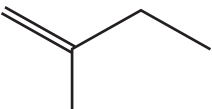
- A  $2.2 \times 10^{-4}$
- B  $2.8 \times 10^{-4}$
- C  $1.8 \times 10^{-3}$
- D  $4.4 \times 10^{-2}$

Your answer

[1]

8

15 Which formula does **not** represent 3-methylbut-1-ene?

<b>A</b>	$\text{CH}_3\text{CHCH}_3\text{CHCH}_2$
<b>B</b>	$\text{CH}_2\text{CHCH}(\text{CH}_3)_2$
<b>C</b>	
<b>D</b>	

Your answer

[1]

16 How many structural isomers have the molecular formula  $\text{C}_4\text{H}_9\text{Cl}$ ?

- A** 2
- B** 3
- C** 4
- D** 5

Your answer

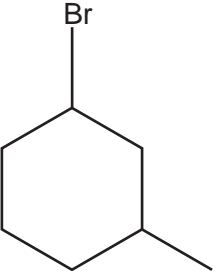
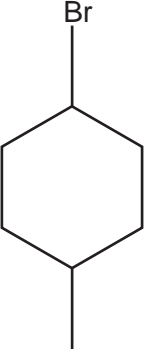
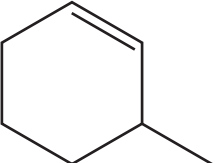
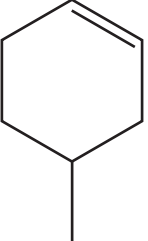
[1]



9

17 3-Methylcyclohexanol is reacted with NaBr and  $\text{H}_2\text{SO}_4$ .

What is the organic product?

<b>A</b>	
<b>B</b>	
<b>C</b>	
<b>D</b>	

Your answer

[1]

10

18 A student has planned the two-stage synthesis shown below.



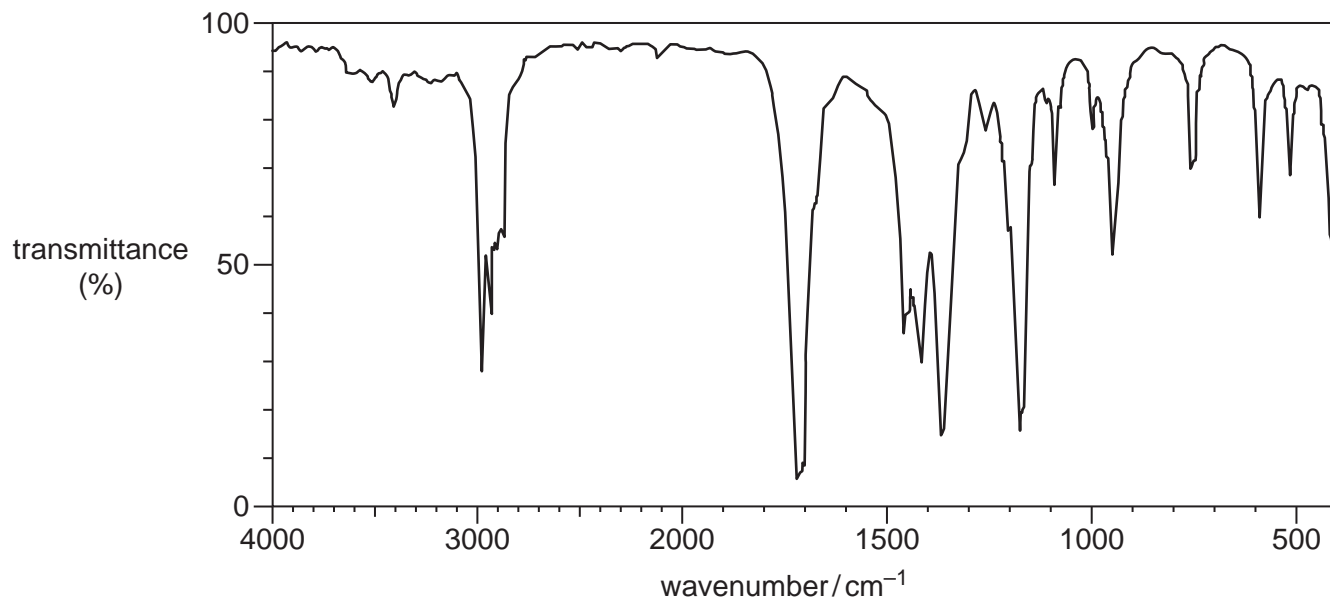
Which compound could be the intermediate for this synthesis?

<b>A</b>	$  \begin{array}{c} \text{H} & \text{H} \\   &   \\ \text{H}_3\text{C}-\text{C} & - & \text{C}-\text{H} \\   & &   \\ \text{CH}_3 & & \text{H} \end{array}  $
<b>B</b>	$  \begin{array}{c} \text{Br} & \text{H} \\   &   \\ \text{H}_3\text{C}-\text{C} & - & \text{C}-\text{H} \\   & &   \\ \text{CH}_3 & & \text{H} \end{array}  $
<b>C</b>	$  \begin{array}{c} \text{OH} & \text{H} \\   &   \\ \text{H}_3\text{C}-\text{C} & - & \text{C}-\text{H} \\   & &   \\ \text{CH}_3 & & \text{H} \end{array}  $
<b>D</b>	$  \begin{array}{c} \text{Br} & \text{Br} \\   &   \\ \text{H}_3\text{C}-\text{C} & - & \text{C}-\text{H} \\   & &   \\ \text{CH}_3 & & \text{H} \end{array}  $

Your answer

[1]

19 An organic compound produces the infrared spectrum below.



Which compound could have produced this IR spectrum?

- A  $\text{CH}_3\text{CH}_2\text{CH}=\text{CH}_2$
- B  $\text{CH}_3\text{CHOHCH}_2\text{CH}_3$
- C  $\text{CH}_3\text{CH}_2\text{COCH}_3$
- D  $(\text{CH}_3)_2\text{CHCOOH}$

Your answer

[1]

20 Pentan-2-ol and pentan-3-ol are structural isomers with the molecular formula  $\text{C}_5\text{H}_{12}\text{O}$  and  $M_r = 88$ .

The isomers can be distinguished from the fragment ions in their mass spectra.

Which fragment ion would you expect to be present in only **one** of these isomers?

- A  $m/z = 29$
- B  $m/z = 45$
- C  $m/z = 59$
- D  $m/z = 73$

Your answer

[1]

12  
SECTION B

21 This question is about  $\text{NF}_3$  and  $\text{BF}_3$  molecules.

(a)  $\text{NF}_3$  and  $\text{BF}_3$  contain covalent bonds.

(i) What is meant by a **covalent bond**?

..... [1]

(ii) Draw 'dot-and-cross' diagrams for  $\text{NF}_3$  and  $\text{BF}_3$ .

Show outer electrons only.

$\text{NF}_3$	$\text{BF}_3$
---------------	---------------

[2]

(b) Molecules of  $\text{NF}_3$  and  $\text{BF}_3$  have different shapes and bond angles.

(i) Predict the different shapes of, and bond angles in,  $\text{NF}_3$  and  $\text{BF}_3$  molecules.

	Bond angle	Name of shape
$\text{NF}_3$		
$\text{BF}_3$		

[2]

(ii) Explain why  $\text{NF}_3$  and  $\text{BF}_3$  molecules have different shapes and bond angles.

.....

.....

.....

.....

.....

.....

.....

.....

..... [2]

22 This question is about reactions involving acids.

(a) Hydrochloric acid and nitric acid are classified as strong acids.

What is meant by a **strong** acid?

.....  
..... [1]

(b) Write equations for the reactions below. State symbols are **not** required.

(i) The reaction of copper(II) oxide with dilute hydrochloric acid.

..... [1]

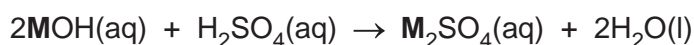
(ii) The reaction of ammonium carbonate with dilute nitric acid.

..... [2]

(c) A student carries out an investigation to identify an unknown Group 1 metal **M**.

- The student reacts 2.62 g of the Group 1 metal, **M**, with water. A solution of the alkali, **MOH(aq)**, is formed.
- The student makes this solution of **MOH(aq)** up to 250.0 cm<sup>3</sup> with water.
- The student pipettes 25.0 cm<sup>3</sup> of this **MOH(aq)** solution into a conical flask.
- The student titrates this 25.0 cm<sup>3</sup> volume of **MOH(aq)** with 0.165 mol dm<sup>-3</sup> H<sub>2</sub>SO<sub>4</sub>(aq).

The equation is shown below.



(i) Name the type of flask that the student should use to make up the 250.0 cm<sup>3</sup> solution of **MOH(aq)**.

..... flask

[1]

(ii) The student takes burette readings to the nearest 0.05 cm<sup>3</sup>.

The student's readings are shown in the table.

**The rough titre has been omitted.**

Complete the table below.

<b>Final reading /cm<sup>3</sup></b>	20.25	40.85	25.85
<b>Initial reading /cm<sup>3</sup></b>	0.00	20.25	5.50
<b>Titre/cm<sup>3</sup></b>	.....	.....	.....

[1]

(iii) Calculate the mean titre of H<sub>2</sub>SO<sub>4</sub>, to the nearest 0.05 cm<sup>3</sup>, that the student should use to analyse the results.

mean titre = ..... cm<sup>3</sup> [1]

15

- (iv) Calculate the amount, in mol, of **MOH** in  $25.0\text{cm}^3$  of solution and determine the identity of the Group 1 metal **M**.

metal **M** = ..... [4]

23 This question is about enthalpy changes.

(a) In a petrol engine, alkanes undergo combustion.

(i) Heptane is one of the alkanes in petrol.

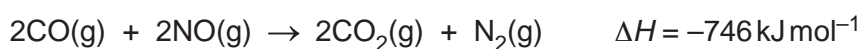
Write the equation for the complete combustion of heptane.

State symbols are **not** required.

..... [2]

(ii) In a petrol engine, polluting gases such as CO and NO are formed. These are mostly removed before being emitted from the exhaust.

The equation for the removal of CO and NO is shown below.

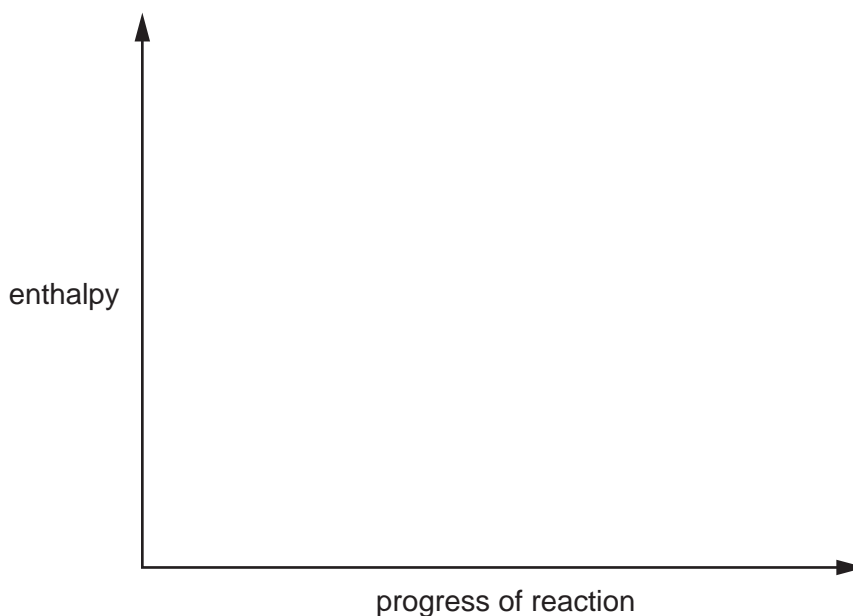


Complete the enthalpy profile diagram in **Fig. 23.1** for this reaction.

On your diagram:

- Label the enthalpy change of reaction,  $\Delta H$ .
- Include the formulae of the reactants and products.
- Label the activation energy,  $E_a$ .

**Fig. 23.1**



[2]



- (iii) CO and NO are removed by use of a catalyst.

Explain the role of the catalyst.

Refer to your enthalpy profile diagram in **Fig. 23.1** in your answer.

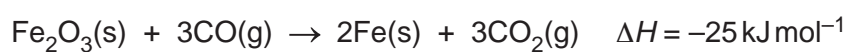
.....

.....

.....

..... [2]

- (b) Iron(III) oxide reacts with carbon monoxide as shown:



Standard enthalpy changes of formation,  $\Delta_f H^\ominus$ , are given in the table.

Substance	$\Delta_f H^\ominus / \text{kJ mol}^{-1}$
$\text{Fe}_2\text{O}_3(\text{s})$	-824
$\text{CO}(\text{g})$	-111

- (i) State the conditions of temperature and pressure for standard enthalpy changes.

Temperature .....

Pressure ..... [1]

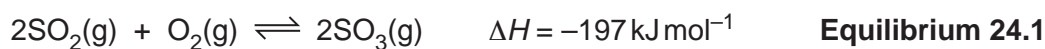
- (ii) Calculate the standard enthalpy change of formation for  $\text{CO}_2(\text{g})$ .

$$\Delta_f H^\ominus (\text{CO}_2(\text{g})) = \dots\dots\dots \text{ kJ mol}^{-1} \quad [3]$$

## 18

- 24 The reaction between sulfur dioxide,  $\text{SO}_2(\text{g})$  and oxygen,  $\text{O}_2(\text{g})$ , to form sulfur trioxide,  $\text{SO}_3(\text{g})$ , is a key step in the industrial manufacture of sulfuric acid.

This is a reversible reaction, shown in **Equilibrium 24.1**:



- (a) Why is **Equilibrium 24.1** a homogeneous equilibrium?

.....  
..... [1]

- (b) Le Chatelier's principle can be used to predict how different conditions affect the equilibrium position in **Equilibrium 24.1**.

Explain how changing pressure, temperature and using a catalyst affect the equilibrium yield of  $\text{SO}_3$ .

In your answer, use le Chatelier's principle and other chemical concepts, where appropriate.

.....  
.....  
.....  
.....  
.....  
.....  
.....  
.....  
.....  
.....  
.....  
.....  
.....  
.....  
.....  
.....  
.....  
.....  
.....  
.....  
.....  
..... [5]

- (c) A mixture of  $\text{SO}_2(\text{g})$  and  $\text{O}_2(\text{g})$  is allowed to reach equilibrium at a constant temperature.

The equilibrium concentrations are shown in the table.

Substance	Equilibrium concentration / $\text{mol dm}^{-3}$
$\text{SO}_2(\text{g})$	$3.0 \times 10^{-3}$
$\text{O}_2(\text{g})$	$3.5 \times 10^{-3}$
$\text{SO}_3(\text{g})$	$5.0 \times 10^{-2}$

- (i) Write the expression for  $K_c$  and calculate the numerical value for  $K_c$  in **Equilibrium 24.1** at this constant temperature.

Give your answer to an **appropriate** number of significant figures and in **standard form**.

$$K_c = \dots\dots\dots \text{dm}^3 \text{mol}^{-1} \text{ [2]}$$

- (ii) In the industrial production of  $\text{SO}_3$ , an excess of  $\text{O}_2(\text{g})$  is used rather than a 2:1 proportion of  $\text{SO}_2(\text{g})$  to  $\text{O}_2(\text{g})$  which would match the stoichiometry in **Equilibrium 24.1**.

Suggest, in terms of equilibrium, why an excess of  $\text{O}_2(\text{g})$  is used industrially.

.....  
 .....  
 ..... [1]

25 This question is about hydrocarbons.

(a) The boiling points of 2 hydrocarbons are shown below.

Hydrocarbon	Boiling point/°C
butane	0
pentane	36

Explain the difference in the boiling points of butane and pentane.

.....

.....

.....

.....

..... [2]

(b) Butane reacts with bromine by radical substitution to form a mixture of organic products.

The reaction needs UV radiation for the initiation stage.

Write equations for the propagation stage that follows to form 2-bromobutane.

Use skeletal formulae and 'dots' (•) to show the position of any radicals.

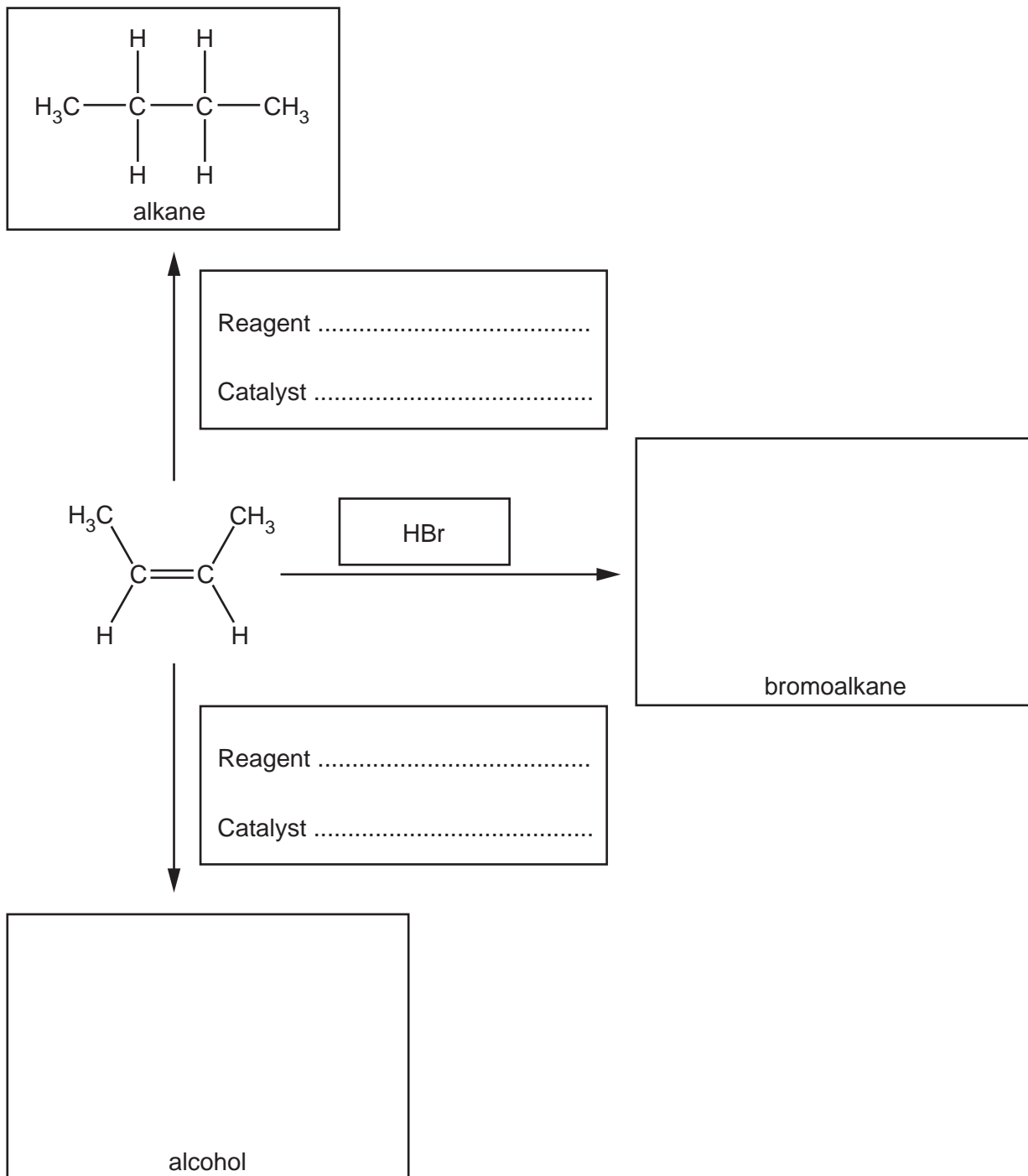
<b>Propagation</b>	<p style="text-align: center;">→</p> <p style="text-align: center;">→</p>
--------------------	---

[2]

(c) Alkenes are used in organic synthesis.

Three reactions of an alkene are shown in the flowchart.

Complete the flowchart to show the missing reagents, catalysts and the structures of organic products.



[4]

26 This question is about the oxidation of two alcohols that are structural isomers of  $C_3H_8O$ .

Compare the oxidation of these two structural isomers using different reaction conditions.

For each reaction include:

- the reaction conditions
- the functional group of any organic product
- a balanced equation.

In your equations, use [O] to represent the oxidising agent and show any organic compounds as structures.

.....

.....

.....

.....

.....

.....

.....

.....

.....

.....

.....

.....

.....

.....

.....

.....

.....

.....

.....

..... [5]

**END OF QUESTION PAPER**

**ADDITIONAL ANSWER SPACE**

If additional space is required, you should use the following lined page(s). The question number(s) must be clearly shown in the margin(s).

A large area of horizontal dotted lines for writing, with a solid vertical line on the left side. The lines are evenly spaced and extend across most of the page width.

A large rectangular area with a solid vertical line on the left side and horizontal dotted lines extending across the page, providing a space for writing answers.



**Copyright Information**

OCR is committed to seeking permission to reproduce all third-party content that it uses in its assessment materials. OCR has attempted to identify and contact all copyright holders whose work is used in this paper. To avoid the issue of disclosure of answer-related information to candidates, all copyright acknowledgements are reproduced in the OCR Copyright Acknowledgements Booklet. This is produced for each series of examinations and is freely available to download from our public website ([www.ocr.org.uk](http://www.ocr.org.uk)) after the live examination series.

If OCR has unwittingly failed to correctly acknowledge or clear any third-party content in this assessment material, OCR will be happy to correct its mistake at the earliest possible opportunity.

For queries or further information please contact The OCR Copyright Team, The Triangle Building, Shaftesbury Road, Cambridge CB2 8EA.

OCR is part of Cambridge University Press & Assessment, which is itself a department of the University of Cambridge.