

Write your name here

Surname	Other names
---------	-------------

Pearson Edexcel
International
Advanced Level

Centre Number	Candidate Number
<input type="text"/> <input type="text"/> <input type="text"/> <input type="text"/> <input type="text"/>	<input type="text"/> <input type="text"/> <input type="text"/> <input type="text"/>

Chemistry
Advanced
Unit 6: Chemistry Laboratory Skills II

Monday 13 November 2017 – Morning Time: 1 hour 15 minutes	Paper Reference WCH06/01
---	------------------------------------

Candidates must have: Scientific calculator	Total Marks
<input type="text"/>	<input type="text"/>

Instructions

- Use **black** ink or **black** ball-point pen.
- **Fill in the boxes** at the top of this page with your name, centre number and candidate number.
- Answer **all** questions.
- Answer the questions in the spaces provided
– *there may be more space than you need.*

Information

- The total mark for this paper is 50.
- The marks for **each** question are shown in brackets
– *use this as a guide as to how much time to spend on each question.*
- You will be assessed on your ability to organise and present information, ideas, descriptions and arguments clearly and logically, including your use of grammar, punctuation and spelling.
- A Periodic Table is printed on the back cover of this paper.

Advice

- Read each question carefully before you start to answer it.
- Try to answer every question.
- Check your answers if you have time at the end.
- Show all your working in calculations and include units where appropriate.

Turn over ►

P50790A

©2017 Pearson Education Ltd.
6/6/1/5/5/5/




Pearson

Answer ALL the questions. Write your answers in the spaces provided.

1 Compound **A** is an ionic, crystalline solid containing two cations and one anion. Compound **A** dissolves in warm water to form a green solution, **B**.

(a) Give the **formulae** of two cations which could be responsible for the green colour of solution **B**.

(2)

(b) When aqueous sodium hydroxide is added to solution **B**, a green precipitate forms. When excess aqueous sodium hydroxide is added, this precipitate dissolves to form a different green solution, **C**.

(i) Give the **formula** of the cation in solution **B** identified by this test.

(1)

(ii) Give the **formula** of the anion responsible for the green colour in solution **C**.

(1)

(c) The green solution **C** is divided into two portions.

(i) When aqueous hydrogen peroxide is added to the first portion of solution **C**, a yellow solution is formed.

Give the **name**, including the relevant oxidation number, of the ion responsible for the yellow colour.

(1)

DO NOT WRITE IN THIS AREA

DO NOT WRITE IN THIS AREA

DO NOT WRITE IN THIS AREA

DO NOT WRITE IN THIS AREA

DO NOT WRITE IN THIS AREA

DO NOT WRITE IN THIS AREA



- (ii) When the second portion of solution **C** is heated, a gas is produced that turns damp red litmus paper blue.

Identify, by name or formula, the gas produced and write the **ionic** equation for its formation. State symbols are not required.

(2)

Gas

Ionic equation

- (d) When dilute hydrochloric acid, followed by aqueous barium chloride, is added to solution **B**, a white precipitate forms.

Identify, by name or formula, the white precipitate formed.

(1)

- (e) Suggest the **formula** of compound **A**. Ignore any water of crystallisation.

(1)

(Total for Question 1 = 9 marks)





DO NOT WRITE IN THIS AREA

DO NOT WRITE IN THIS AREA

DO NOT WRITE IN THIS AREA

DO NOT WRITE IN THIS AREA

DO NOT WRITE IN THIS AREA

DO NOT WRITE IN THIS AREA

BLANK PAGE



2 Two **neutral** organic compounds, **D** and **E**, contain the elements carbon, hydrogen and oxygen only.

(a) Use this information, and the observations of the two tests on compound **D**, to complete the table.

Test	Observations	Inferences
(i) Add a spatula measure of phosphorus(V) chloride to D	Steamy fumes are formed that turn damp blue litmus paper red	The gas produced is The group present in D is (2)
(ii) Add a few drops of D to acidified potassium dichromate(VI) solution and heat the mixture	The solution stays orange	State what additional information this gives about the structure of D (1)

(b) The mass spectrum of compound **D** has the molecular ion peak at $m/e = 74$.

Draw the **displayed** formula of compound **D**.

(1)



(c) The results of two tests on compound **E** are shown in the table.
Complete the table.

Test	Observation	Inferences
(i) Add a few drops of E to a solution of 2,4-dinitrophenylhydrazine	An orange precipitate forms	The functional group in E could be (1)
(ii) Add a few drops of E to Fehling's solution and heat the mixture	Solution stays blue	The name of the functional group in E is (1)

DO NOT WRITE IN THIS AREA

DO NOT WRITE IN THIS AREA

DO NOT WRITE IN THIS AREA

DO NOT WRITE IN THIS AREA

DO NOT WRITE IN THIS AREA

DO NOT WRITE IN THIS AREA



(d) (i) **E** could be one of two **unbranched** isomers, each containing five carbon atoms per molecule. Use this information, and the results of tests (c)(i) and (c)(ii), to suggest the structure of each isomer.

(2)

Isomer 1	Isomer 2

(ii) State the reagents that could be used in a test to distinguish between the two isomers identified in (d)(i).

Describe the observations that you would expect when each isomer is tested.

(3)

Reagents

Observations in test with

isomer 1

.....

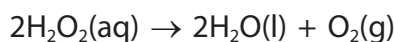
isomer 2

.....

(Total for Question 2 = 11 marks)



- 3 Aqueous hydrogen peroxide is a colourless solution which decomposes slowly at room temperature to form water and oxygen.



The concentration of hydrogen peroxide can be expressed as 'x volume', where 1 cm³ of hydrogen peroxide solution decomposes to produce x cm³ of oxygen at room temperature and pressure.

A bottle of aqueous hydrogen peroxide is labelled '20 volume'.

- (a) Calculate the concentration of 20 volume hydrogen peroxide in mol dm⁻³.

[Molar volume of oxygen at room temperature and pressure = 24.0 dm³ mol⁻¹]

(3)

- (b) A student carried out a titration to check the accuracy of this concentration by following the procedure outlined below.

Step 1 Use a pipette, fitted with a pipette filler, to transfer 10.0 cm³ of the aqueous hydrogen peroxide to a 250 cm³ volumetric flask.

Step 2 Make up the solution to the mark with distilled water.

Step 3 Fill a burette with 0.0200 mol dm⁻³ potassium manganate(VII) solution.

Step 4 Use a pipette, fitted with a pipette filler, to transfer 25.0 cm³ of the **diluted** hydrogen peroxide solution to a conical flask. Add approximately 25 cm³ of dilute sulfuric acid to the flask and titrate the mixture with the potassium manganate(VII) solution.

Step 5 Repeat the titration until concordant results are obtained.

DO NOT WRITE IN THIS AREA

DO NOT WRITE IN THIS AREA

DO NOT WRITE IN THIS AREA

DO NOT WRITE IN THIS AREA

DO NOT WRITE IN THIS AREA

DO NOT WRITE IN THIS AREA



(i) State what the student should do to the pipette before using it to measure the volume of solution in Step 1.

(1)

.....

.....

(ii) State what the student should do to the **diluted** hydrogen peroxide solution made up in Step 2, before using it.

(1)

.....

(iii) State a check on the burette that the student should make before taking the initial burette reading in Step 4.

Assume the burette is vertical, securely clamped and in good working order.

(1)

.....

(iv) State the apparatus the student should use to measure approximately 25 cm³ of dilute sulfuric acid in Step 4.

(1)

.....

(v) State the colour change at the end point of the titration.

(1)

From to

(vi) Describe what is meant by the term **concordant results** in titrations.

(1)

.....

.....

DO NOT WRITE IN THIS AREA

DO NOT WRITE IN THIS AREA

DO NOT WRITE IN THIS AREA

DO NOT WRITE IN THIS AREA

DO NOT WRITE IN THIS AREA

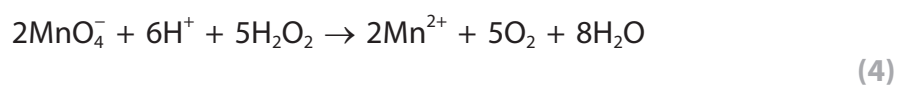
DO NOT WRITE IN THIS AREA



(vii) The mean titre of the $0.0200 \text{ mol dm}^{-3}$ potassium manganate(VII) solution was 15.80 cm^3 .

Using information from the procedure and the value of the mean titre, calculate the concentration in mol dm^{-3} of the **original** hydrogen peroxide solution used in Step 1.

The equation for the reaction is



(c) The uncertainty in each burette reading is $\pm 0.05 \text{ cm}^3$.

Calculate the percentage uncertainty in a titre of 15.80 cm^3 . (1)

(d) Suggest the reason why the concentration of a 20 volume solution of hydrogen peroxide decreases, over a period of time. (1)

.....

.....

(Total for Question 3 = 15 marks)

DO NOT WRITE IN THIS AREA

DO NOT WRITE IN THIS AREA

DO NOT WRITE IN THIS AREA

DO NOT WRITE IN THIS AREA

DO NOT WRITE IN THIS AREA

DO NOT WRITE IN THIS AREA



4 There are two esters with the formula $C_6H_5COOC_3H_7$, which contain a phenyl group.

(a) One of the esters, labelled **X**, was used to prepare a sample of pure benzoic acid using the following procedure.

Step 1 Place 3.0 cm^3 of **X**, 10 cm^3 of dilute sodium hydroxide solution and 10 cm^3 of ethanol in a pear-shaped flask.

Step 2 Heat the mixture in the flask, under reflux, for 20 minutes.

Step 3 Pour the contents of the flask into a beaker and place the beaker in an ice bath.

Step 4 Add 5 drops of methyl orange indicator to the beaker and stir the solution.

Step 5 Add 1 cm^3 portions of dilute hydrochloric acid to the mixture in the beaker until the solution is acidic. Benzoic acid forms as a solid.

Step 6 Filter the benzoic acid under reduced pressure.

Step 7 Recrystallise the benzoic acid using water as the solvent.

Step 8 Weigh the dry benzoic acid crystals obtained.

(i) Suggest a reason for adding ethanol to the mixture of ester **X** and dilute sodium hydroxide solution in Step 1.

(1)

.....

.....

(ii) Explain why the mixture is heated under reflux in Step 2.

(2)

Reason for heating.....

.....

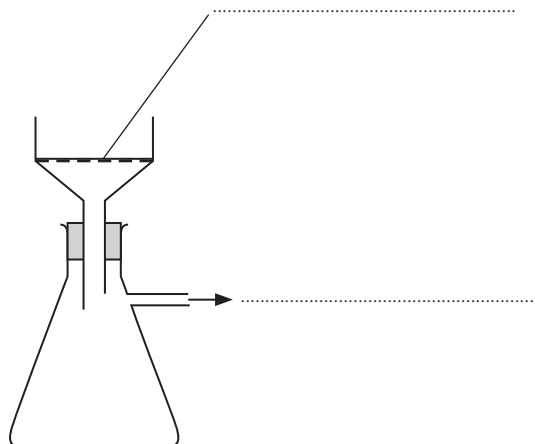
Reason for refluxing.....

.....



- (iii) Label the diagram of the apparatus used to filter the benzoic acid under reduced pressure in Step 6 and give a reason why this type of filtration is used rather than normal filtration.

(3)



Reason.....

- (iv) Describe the **first** stage in the recrystallisation process in Step 7.

(1)

- (v) Calculate the percentage yield of benzoic acid, C_6H_5COOH , in a preparation in which 1.45 g of benzoic acid is prepared from 3.0 cm^3 of **X**, $C_6H_5COOC_3H_7$.

[The density of **X** is 1.02 g cm^{-3} .]

(4)

DO NOT WRITE IN THIS AREA

DO NOT WRITE IN THIS AREA

DO NOT WRITE IN THIS AREA

DO NOT WRITE IN THIS AREA

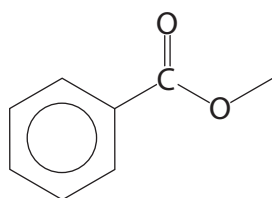
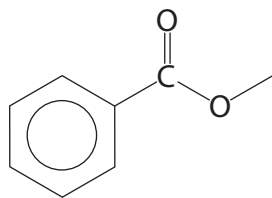
DO NOT WRITE IN THIS AREA

DO NOT WRITE IN THIS AREA



- (b) Complete the structures of the two esters with the formula $C_6H_5COOC_3H_7$, showing clearly the structure of the C_3H_7 groups.

(2)



- (c) The part of the high resolution proton nmr spectrum of **X** corresponding to the C_3H_7 group consists of two peaks, P and Q.

Peak P is split into seven.

Peak Q is a doublet.

Draw the structure of **X** and label the protons responsible for peaks P and Q.

(2)

(Total for Question 4 = 15 marks)

TOTAL FOR PAPER = 50 MARKS





DO NOT WRITE IN THIS AREA

DO NOT WRITE IN THIS AREA

DO NOT WRITE IN THIS AREA

DO NOT WRITE IN THIS AREA

DO NOT WRITE IN THIS AREA

DO NOT WRITE IN THIS AREA

BLANK PAGE



DO NOT WRITE IN THIS AREA

DO NOT WRITE IN THIS AREA

DO NOT WRITE IN THIS AREA

DO NOT WRITE IN THIS AREA

DO NOT WRITE IN THIS AREA

DO NOT WRITE IN THIS AREA

BLANK PAGE



P 5 0 7 9 0 A 0 1 5 1 6

The Periodic Table of Elements

	1	2	3	4	5	6	7	0 (8)	
	6.9 Li lithium 3	9.0 Be beryllium 4		10.8 B boron 5	12.0 C carbon 6	14.0 N nitrogen 7	16.0 O oxygen 8	19.0 F fluorine 9	20.2 Ne neon 10
	23.0 Na sodium 11	24.3 Mg magnesium 12		27.0 Al aluminium 13	28.1 Si silicon 14	31.0 P phosphorus 15	32.1 S sulfur 16	35.5 Cl chlorine 17	39.9 Ar argon 18
	39.1 K potassium 19	40.1 Ca calcium 20		69.7 Ga gallium 31	72.6 Ge germanium 32	74.9 As arsenic 33	79.0 Se selenium 34	79.9 Br bromine 35	83.8 Kr krypton 36
	85.5 Rb rubidium 37	87.6 Sr strontium 38		114.8 In indium 49	118.7 Sn tin 50	121.8 Sb antimony 51	127.6 Te tellurium 52	126.9 I iodine 53	131.3 Xe xenon 54
	132.9 Cs caesium 55	137.3 Ba barium 56		204.4 Tl thallium 81	207.2 Pb lead 82	209.0 Bi bismuth 83	[209] Po polonium 84	[210] At astatine 85	[222] Rn radon 86
	[223] Fr francium 87	[226] Ra radium 88		63.5 Cu copper 29	65.4 Zn zinc 30	69.7 Ga gallium 31	72.6 Ge germanium 32	74.9 As arsenic 33	79.0 Se selenium 34
				106.4 Pd palladium 46	107.9 Ag silver 47	114.8 In indium 49	118.7 Sn tin 50	121.8 Sb antimony 51	127.6 Te tellurium 52
				102.9 Rh rhodium 45	106.4 Pd palladium 46	107.9 Ag silver 47	114.8 In indium 49	121.8 Sb antimony 51	127.6 Te tellurium 52
				55.8 Fe iron 26	58.9 Co cobalt 27	63.5 Cu copper 29	65.4 Zn zinc 30	69.7 Ga gallium 31	72.6 Ge germanium 32
				101.1 Ru ruthenium 44	102.9 Rh rhodium 45	106.4 Pd palladium 46	114.8 In indium 49	121.8 Sb antimony 51	127.6 Te tellurium 52
				186.2 Re rhenium 75	187.8 Os osmium 76	192.2 Ir iridium 77	197.0 Au gold 79	200.6 Hg mercury 80	204.4 Tl thallium 81
				180.9 Ta tantalum 73	186.2 Re rhenium 75	192.2 Ir iridium 77	197.0 Au gold 79	200.6 Hg mercury 80	204.4 Tl thallium 81
				104 Rf rutherfordium 104	105 Db dubnium 105	106 Sg seaborgium 106	107 Bh bohrium 107	108 Hs hassium 108	109 Mt meitnerium 109
				140 Ce cerium 58	141 Pr praseodymium 59	144 Nd neodymium 60	147 Pm promethium 61	150 Sm samarium 62	152 Eu europium 63
				232 Th thorium 90	[231] Pa protactinium 91	238 U uranium 92	[237] Np neptunium 93	[242] Pu plutonium 94	[243] Am americium 95
				157 Gd gadolinium 64	162 Dy dysprosium 66	163 Ho holmium 67	165 Er erbium 68	167 Tm thulium 69	173 Yb ytterbium 70
				247 Cm curium 96	251 Cf californium 98	254 Es einsteinium 99	253 Fm fermium 100	256 Md mendelevium 101	254 No nobelium 102
				110 Ds darmstadtium 110	111 Rg roentgenium 111	110 Ds darmstadtium 110	111 Rg roentgenium 111	110 Ds darmstadtium 110	111 Rg roentgenium 111
				157 Gd gadolinium 64	159 Tb terbium 65	163 Dy dysprosium 66	165 Er erbium 68	167 Tm thulium 69	173 Yb ytterbium 70
				247 Cm curium 96	251 Cf californium 98	254 Es einsteinium 99	253 Fm fermium 100	256 Md mendelevium 101	254 No nobelium 102
				110 Ds darmstadtium 110	111 Rg roentgenium 111	110 Ds darmstadtium 110	111 Rg roentgenium 111	110 Ds darmstadtium 110	111 Rg roentgenium 111
				157 Gd gadolinium 64	159 Tb terbium 65	163 Dy dysprosium 66	165 Er erbium 68	167 Tm thulium 69	173 Yb ytterbium 70
				247 Cm curium 96	251 Cf californium 98	254 Es einsteinium 99	253 Fm fermium 100	256 Md mendelevium 101	254 No nobelium 102
				110 Ds darmstadtium 110	111 Rg roentgenium 111	110 Ds darmstadtium 110	111 Rg roentgenium 111	110 Ds darmstadtium 110	111 Rg roentgenium 111
				157 Gd gadolinium 64	159 Tb terbium 65	163 Dy dysprosium 66	165 Er erbium 68	167 Tm thulium 69	173 Yb ytterbium 70
				247 Cm curium 96	251 Cf californium 98	254 Es einsteinium 99	253 Fm fermium 100	256 Md mendelevium 101	254 No nobelium 102
				110 Ds darmstadtium 110	111 Rg roentgenium 111	110 Ds darmstadtium 110	111 Rg roentgenium 111	110 Ds darmstadtium 110	111 Rg roentgenium 111
				157 Gd gadolinium 64	159 Tb terbium 65	163 Dy dysprosium 66	165 Er erbium 68	167 Tm thulium 69	173 Yb ytterbium 70
				247 Cm curium 96	251 Cf californium 98	254 Es einsteinium 99	253 Fm fermium 100	256 Md mendelevium 101	254 No nobelium 102
				110 Ds darmstadtium 110	111 Rg roentgenium 111	110 Ds darmstadtium 110	111 Rg roentgenium 111	110 Ds darmstadtium 110	111 Rg roentgenium 111
				157 Gd gadolinium 64	159 Tb terbium 65	163 Dy dysprosium 66	165 Er erbium 68	167 Tm thulium 69	173 Yb ytterbium 70
				247 Cm curium 96	251 Cf californium 98	254 Es einsteinium 99	253 Fm fermium 100	256 Md mendelevium 101	254 No nobelium 102
				110 Ds darmstadtium 110	111 Rg roentgenium 111	110 Ds darmstadtium 110	111 Rg roentgenium 111	110 Ds darmstadtium 110	111 Rg roentgenium 111
				157 Gd gadolinium 64	159 Tb terbium 65	163 Dy dysprosium 66	165 Er erbium 68	167 Tm thulium 69	173 Yb ytterbium 70
				247 Cm curium 96	251 Cf californium 98	254 Es einsteinium 99	253 Fm fermium 100	256 Md mendelevium 101	254 No nobelium 102
				110 Ds darmstadtium 110	111 Rg roentgenium 111	110 Ds darmstadtium 110	111 Rg roentgenium 111	110 Ds darmstadtium 110	111 Rg roentgenium 111
				157 Gd gadolinium 64	159 Tb terbium 65	163 Dy dysprosium 66	165 Er erbium 68	167 Tm thulium 69	173 Yb ytterbium 70
				247 Cm curium 96	251 Cf californium 98	254 Es einsteinium 99	253 Fm fermium 100	256 Md mendelevium 101	254 No nobelium 102
				110 Ds darmstadtium 110	111 Rg roentgenium 111	110 Ds darmstadtium 110	111 Rg roentgenium 111	110 Ds darmstadtium 110	111 Rg roentgenium 111
				157 Gd gadolinium 64	159 Tb terbium 65	163 Dy dysprosium 66	165 Er erbium 68	167 Tm thulium 69	173 Yb ytterbium 70
				247 Cm curium 96	251 Cf californium 98	254 Es einsteinium 99	253 Fm fermium 100	256 Md mendelevium 101	254 No nobelium 102
				110 Ds darmstadtium 110	111 Rg roentgenium 111	110 Ds darmstadtium 110	111 Rg roentgenium 111	110 Ds darmstadtium 110	111 Rg roentgenium 111
				157 Gd gadolinium 64	159 Tb terbium 65	163 Dy dysprosium 66	165 Er erbium 68	167 Tm thulium 69	173 Yb ytterbium 70
				247 Cm curium 96	251 Cf californium 98	254 Es einsteinium 99	253 Fm fermium 100	256 Md mendelevium 101	254 No nobelium 102
				110 Ds darmstadtium 110	111 Rg roentgenium 111	110 Ds darmstadtium 110	111 Rg roentgenium 111	110 Ds darmstadtium 110	111 Rg roentgenium 111
				157 Gd gadolinium 64	159 Tb terbium 65	163 Dy dysprosium 66	165 Er erbium 68	167 Tm thulium 69	173 Yb ytterbium 70
				247 Cm curium 96	251 Cf californium 98	254 Es einsteinium 99	253 Fm fermium 100	256 Md mendelevium 101	254 No nobelium 102
				110 Ds darmstadtium 110	111 Rg roentgenium 111	110 Ds darmstadtium 110	111 Rg roentgenium 111	110 Ds darmstadtium 110	111 Rg roentgenium 111
				157 Gd gadolinium 64	159 Tb terbium 65	163 Dy dysprosium 66	165 Er erbium 68	167 Tm thulium 69	173 Yb ytterbium 70
				247 Cm curium 96	251 Cf californium 98	254 Es einsteinium 99	253 Fm fermium 100	256 Md mendelevium 101	254 No nobelium 102
				110 Ds darmstadtium 110	111 Rg roentgenium 111	110 Ds darmstadtium 110	111 Rg roentgenium 111	110 Ds darmstadtium 110	111 Rg roentgenium 111
				157 Gd gadolinium 64	159 Tb terbium 65	163 Dy dysprosium 66	165 Er erbium 68	167 Tm thulium 69	173 Yb ytterbium 70
				247 Cm curium 96	251 Cf californium 98	254 Es einsteinium 99	253 Fm fermium 100	256 Md mendelevium 101	254 No nobelium 102
				110 Ds darmstadtium 110	111 Rg roentgenium 111	110 Ds darmstadtium 110	111 Rg roentgenium 111	110 Ds darmstadtium 110	111 Rg roentgenium 111
				157 Gd gadolinium 64	159 Tb terbium 65	163 Dy dysprosium 66	165 Er erbium 68	167 Tm thulium 69	173 Yb ytterbium 70
				247 Cm curium 96	251 Cf californium 98	254 Es einsteinium 99	253 Fm fermium 100	256 Md mendelevium 101	254 No nobelium 102
				110 Ds darmstadtium 110	111 Rg roentgenium 111	110 Ds darmstadtium 110	111 Rg roentgenium 111	110 Ds darmstadtium 110	111 Rg roentgenium 111
				157 Gd gadolinium 64	159 Tb terbium 65	163 Dy dysprosium 66	165 Er erbium 68	167 Tm thulium 69	173 Yb ytterbium 70
				247 Cm curium 96	251 Cf californium 98	254 Es einsteinium 99	253 Fm fermium 100	256 Md mendelevium 101	254 No nobelium 102
				110 Ds darmstadtium 110	111 Rg roentgenium 111	110 Ds darmstadtium 110	111 Rg roentgenium 111	110 Ds darmstadtium 110	111 Rg roentgenium 111
				157 Gd gadolinium 64	159 Tb terbium 65	163 Dy dysprosium 66	165 Er erbium 68	167 Tm thulium 69	173 Yb ytterbium 70
				247 Cm curium 96	251 Cf californium 98	254 Es einsteinium 99	253 Fm fermium 100	256 Md mendelevium 101	254 No nobelium 102
				110 Ds darmstadtium 110	111 Rg roentgenium 111	110 Ds darmstadtium 110	111 Rg roentgenium 111	110 Ds darmstadtium 110	111 Rg roentgenium 111
				157 Gd gadolinium 64	159 Tb terbium 65	163 Dy dysprosium 66	165 Er erbium 68	167 Tm thulium 69	173 Yb