

Write your name here

Surname

Other names

**Pearson Edexcel**  
**International**  
**Advanced Level**

Centre Number

--	--	--	--	--	--

Candidate Number

--	--	--	--	--	--

# Chemistry

**Advanced**

**Unit 6: Chemistry Laboratory Skills II**

Thursday 25 January 2018 – Afternoon

**Time: 1 hour 15 minutes**

Paper Reference

**WCH06/01**

**Candidates must have: Scientific calculator**

Total Marks

## Instructions

- Use **black** ink or **black** ball-point pen.
- **Fill in the boxes** at the top of this page with your name, centre number and candidate number.
- Answer **all** questions.
- Answer the questions in the spaces provided – *there may be more space than you need.*

## Information

- The total mark for this paper is 50.
- The marks for **each** question are shown in brackets – *use this as a guide as to how much time to spend on each question.*
- You will be assessed on your ability to organise and present information, ideas, descriptions and arguments clearly and logically, including your use of grammar, punctuation and spelling.
- A Periodic Table is printed on the back cover of this paper.

## Advice

- Read each question carefully before you start to answer it.
- Try to answer every question.
- Check your answers if you have time at the end.
- Show all your working in calculations and include units where appropriate.

Turn over ►

P51941A

©2018 Pearson Education Ltd.

5/5/1/1/



Pearson

Answer ALL the questions. Write your answers in the spaces provided.

- 1 A series of tests is carried out on a solid compound, **X**.  
**X** contains one cation and one anion.  
 Complete the Inference column in the table.

	Test	Observation	Inference	
(a)	Record the appearance of <b>X</b>	Yellow crystalline solid	..... ..... .....	(1)
(b)	Carry out a flame test on <b>X</b>	Yellow flame	.....	(1)
(c)	Add a few cm <sup>3</sup> of dilute sulfuric acid to a small amount of solid <b>X</b> in a test tube. Shake the test tube gently	Solid <b>X</b> dissolves and an orange solution is formed	The orange solution contains the anion with the <b>formula</b> .....	(1)
(d)	To the solution formed in (c), add a few drops of ethanol and warm the mixture carefully	Orange solution turns green	..... ..... ..... .....	(2)
(e)	To half of the green solution formed in (d), add aqueous sodium hydroxide, drop by drop, until in excess	A green precipitate initially forms which dissolves in excess sodium hydroxide to form a green solution	The <b>formula</b> of the green precipitate is .....  The <b>formula</b> of the ion responsible for the colour of the green solution formed is .....	(2)

DO NOT WRITE IN THIS AREA

DO NOT WRITE IN THIS AREA

DO NOT WRITE IN THIS AREA



DO NOT WRITE IN THIS AREA

DO NOT WRITE IN THIS AREA

DO NOT WRITE IN THIS AREA

	Test	Observation	Inference
(f)	To the remaining half of the green solution formed in (d), add a spatula measure of zinc powder	Green solution turns blue	The <b>formula</b> of the ion responsible for the colour of the blue solution formed is  ..... The role of zinc in this reaction is  ..... .....
(g)	Filter off the excess zinc from the mixture remaining after (f), collecting the filtrate in a test tube.  Shake the test tube vigorously for a few minutes	Blue solution turns green	The <b>formula</b> of the ion responsible for the colour of the green solution is  ..... Type of reaction that has occurred is  ..... .....

(2)

(2)

(Total for Question 1 = 11 marks)



2 A series of tests is carried out on two organic compounds, **Y** and **Z**.

Each molecule of **Y** and **Z** contains

- **three** carbon atoms
- **one** functional group.

(a) Complete the Inference column, taking the information above into account. You should state what **further** information the tests and observations give you about the original compound **Y**.

	Test	Observation	Inference about compound <b>Y</b>	
(i)	Add a small spatula measure of phosphorus(V) chloride to 1 cm <sup>3</sup> of <b>Y</b> in a test tube. Test any fumes given off with damp blue litmus paper	Steamy fumes are given off which turn damp blue litmus paper red	..... .....	(1)
(ii)	Add 2 cm <sup>3</sup> of sodium carbonate solution to 1 cm <sup>3</sup> of <b>Y</b> in a test tube	No change	..... .....	(1)
(iii)	Add 2 cm <sup>3</sup> of sodium hydroxide solution to 1 cm <sup>3</sup> of <b>Y</b> in a test tube. Add iodine solution, drop by drop, until the iodine is just in excess	A pale yellow solid with an antiseptic smell forms	..... ..... .....	(1)

(iv) Use your inferences in (a)(i) to (iii), and the information from the beginning of the question, to identify compound **Y**, by writing its name or formula.

(1)



- (v) The mass spectrum of compound **Y** has a peak at  $m/e = 45$ .  
Give the formula of the species responsible for this peak and explain how this species is formed from a molecule of compound **Y**.

(2)

Species responsible:

How this species is formed from a molecule of compound **Y**:

.....

.....

- (b) Two tests are carried out on compound **Z**. Complete the table by filling in the Inference column.

	Test	Observation	Inference
(i)	Add a small spatula measure of phosphorus(V) chloride to 1 cm <sup>3</sup> of <b>Z</b> in a test tube. Test any fumes given off with damp blue litmus paper	Steamy fumes are given off which turn damp blue litmus paper red	The steamy fumes are ..... .....
			(1)
(ii)	Add 2 cm <sup>3</sup> of sodium carbonate solution to 1 cm <sup>3</sup> of <b>Z</b> in a test tube  Bubble any gas formed through limewater	Vigorous fizzing occurs  The limewater turns milky	The <b>functional group</b> present in compound <b>Z</b> is ..... .....
			(1)

- (iii) Use your inferences in (b)(i) and (b)(ii), and the information from the beginning of the question, to identify compound **Z**, by writing its name or formula.

(1)

(Total for Question 2 = 9 marks)



- 3 An experiment is carried out to investigate the kinetics of the reaction between iodine and propanone in the presence of hydrogen ions.

The chemical equation for the reaction is



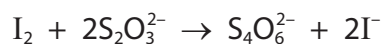
The rate equation for the reaction is

$$\text{rate} = k [\text{CH}_3\text{COCH}_3]^a [\text{H}^+]^b [\text{I}_2]^c$$

where  $a$ ,  $b$  and  $c$  are the orders with respect to the species shown in the rate equation. It is known that  $a$ , the order with respect to propanone, is 1.

**Procedure:**

- Propanone, water and dilute hydrochloric acid are placed in a conical flask in a water bath
- Once the temperature of the mixture has equilibrated, a solution of iodine in potassium iodide is added and a clock is started
- At suitable time intervals, a known volume of the reaction mixture is transferred into a series of flasks numbered 1 to 6. Each flask contains excess aqueous sodium hydrogencarbonate solution which quenches the reaction
- The contents of each flask are titrated with a solution of sodium thiosulfate of known concentration.



- (a) The following data were obtained in an experiment carried out at 25 °C.

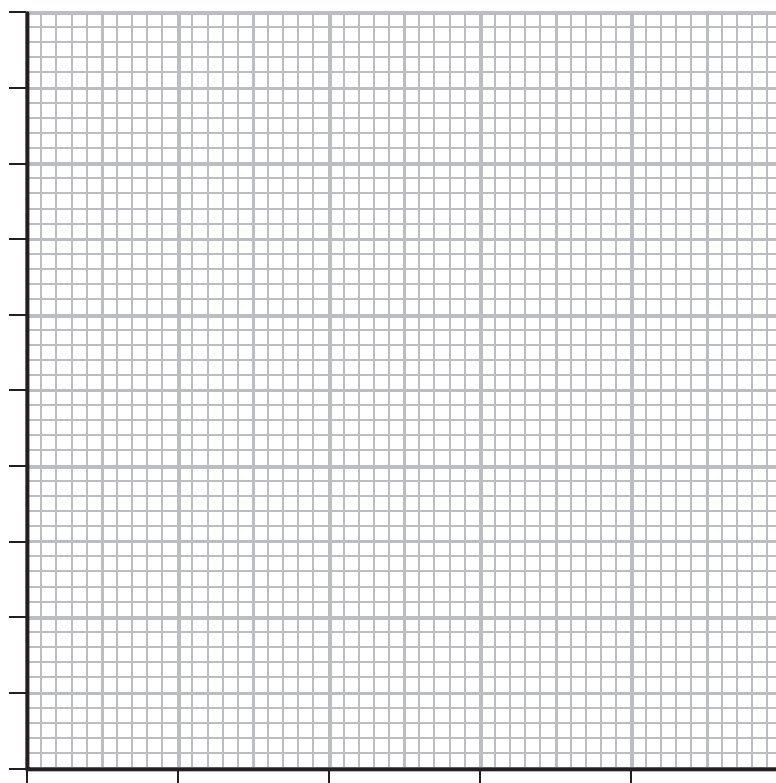
Flask number	1	2	3	4	5	6
Time / min	2	6	10	12	14	18
Volume of sodium thiosulfate / cm <sup>3</sup>	18.80	14.40	10.40	8.20	6.00	2.00



(i) Plot a graph of volume of sodium thiosulfate (y-axis) against time (x-axis).

Label the axes.

(4)



(ii) The order with respect to iodine can be determined from the graph plotted in (a)(i). Explain why the actual concentration of iodine does **not** need to be calculated in this experiment.

(1)

(iii) In this experiment, the concentrations of both the propanone and the hydrochloric acid are chosen so as to be in large **excess**. Explain why this is necessary when determining  $c$ , the order with respect to iodine.

(2)

DO NOT WRITE IN THIS AREA

DO NOT WRITE IN THIS AREA

DO NOT WRITE IN THIS AREA



(iv) Give the value of  $c$ , the order with respect to iodine.  
Justify your answer.

(2)

.....

.....

.....

.....

(b) (i) State the indicator used in the iodine-thiosulfate titration.  
Describe the colour change that is observed at the end-point.

(2)

Indicator.....

Colour change at end-point ..... to .....

(ii) The indicator named in (b)(i) should not be added at the start of the titration.  
State when the indicator is added to the mixture in the conical flask and  
explain why it should **not** be added at the start.

(2)

.....

.....

.....

.....

(c) The titre obtained from the sample at 18 minutes has the greatest uncertainty.  
Explain why this is so.

(1)

.....

.....

DO NOT WRITE IN THIS AREA

DO NOT WRITE IN THIS AREA

DO NOT WRITE IN THIS AREA





DO NOT WRITE IN THIS AREA

DO NOT WRITE IN THIS AREA

DO NOT WRITE IN THIS AREA

- (d) In a similar experiment, the concentration of the hydrochloric acid was doubled whilst keeping all other variables the same.  
The gradient of the graph plotted with these data was double the gradient of the graph plotted in (a)(i).

Deduce the value of  $b$ , the order with respect to hydrogen ions, and justify your answer. (2)

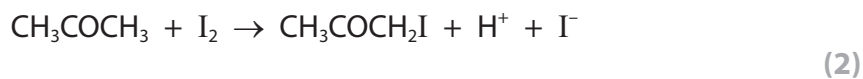
.....

.....

.....

.....

- (e) Suggest an alternative practical technique which can be used to monitor the progress of the reaction. Justify your choice.



.....

.....

.....

.....

**(Total for Question 3 = 18 marks)**



- 4 The compound 2-ethanoylamino benzoic acid,  $C_9H_9NO_3$ , is extremely reactive and is only prepared under strictly controlled conditions.

The steps of the procedure to prepare this compound and determine its melting temperature are as follows:

- Step 1 Transfer 3.70 g of 2-aminobenzoic acid,  $C_7H_7NO_2$ , to a dry 50 cm<sup>3</sup> pear-shaped flask fitted with a reflux condenser
- Step 2 Add 7.0 cm<sup>3</sup> of ethanoyl chloride (an excess) by pouring it carefully down the reflux condenser
- Step 3 Heat the contents of the pear-shaped flask slowly to boiling, and heat under reflux for 15 minutes
- Step 4 Allow the mixture to cool and then add 5.0 cm<sup>3</sup> of water
- Step 5 Heat the solution slowly to boil it for a few minutes
- Step 6 Allow the solution to cool slowly to room temperature
- Step 7 Collect the crystals of 2-ethanoylamino benzoic acid using suction filtration
- Step 8 Recrystallise the 2-ethanoylamino benzoic acid
- Step 9 Determine the melting temperature of the pure dry crystals of 2-ethanoylamino benzoic acid.

- (a) Explain, in terms of changes of state, how the process of heating under reflux works and give **two** reasons why it is often necessary to heat chemicals under reflux as in Step 3.

(3)

.....

.....

.....

.....

.....

.....

.....

.....

.....

.....



DO NOT WRITE IN THIS AREA

DO NOT WRITE IN THIS AREA

DO NOT WRITE IN THIS AREA

(b) (i) Give the reason why water is added in Step 4.

(1)

.....  
.....

(ii) Suggest why the reaction mixture was cooled before the water was added in Step 4.

(1)

.....  
.....

(c) Suggest **two** advantages of using suction filtration in Step 7 compared to normal filtration.

(2)

.....  
.....  
.....  
.....

(d) Give **two** features of the results of the melting temperature determination in Step 9 that would confirm the crystals of 2-ethanoylaminobenzoic acid were pure.

(2)

.....  
.....  
.....  
.....



P 5 1 9 4 1 A 0 1 1 1 6

- (e) In the balanced equation for this reaction, the mole ratio of 2-aminobenzoic acid,  $C_7H_7NO_2$ :2-ethanoylaminobenzoic acid,  $C_9H_9NO_3$ , is 1 : 1.

In an experiment, 3.70 g of 2-aminobenzoic acid,  $C_7H_7NO_2$ , produced 2.42 g of 2-ethanoylaminobenzoic acid,  $C_9H_9NO_3$ .

Calculate the percentage yield of the product in this reaction.

(3)

---

(Total for Question 4 = 12 marks)

---

TOTAL FOR PAPER = 50 MARKS



DO NOT WRITE IN THIS AREA

DO NOT WRITE IN THIS AREA

DO NOT WRITE IN THIS AREA

**BLANK PAGE**



P 5 1 9 4 1 A 0 1 3 1 6

DO NOT WRITE IN THIS AREA

DO NOT WRITE IN THIS AREA

DO NOT WRITE IN THIS AREA

**BLANK PAGE**



DO NOT WRITE IN THIS AREA

DO NOT WRITE IN THIS AREA

DO NOT WRITE IN THIS AREA

**BLANK PAGE**



# The Periodic Table of Elements

1	2	3	4	5	6	7	0 (8)	
(1)	(2)	(3)	(4)	(5)	(6)	(7)	(8)	
(18)	(17)	(16)	(15)	(14)	(13)	(12)	(11)	
6.9 <b>Li</b> lithium 3	9.0 <b>Be</b> beryllium 4	23.0 <b>Na</b> sodium 11	24.3 <b>Mg</b> magnesium 12	39.1 <b>K</b> potassium 19	40.1 <b>Ca</b> calcium 20	85.5 <b>Rb</b> rubidium 37	137.3 <b>Ba</b> barium 56	4.0 <b>He</b> helium 2
27.0 <b>Al</b> aluminium 13	28.1 <b>Si</b> silicon 14	27.0 <b>Al</b> aluminium 13	28.1 <b>Si</b> silicon 14	31.0 <b>P</b> phosphorus 15	32.1 <b>S</b> sulfur 16	39.9 <b>Ar</b> argon 18	79.9 <b>Br</b> bromine 35	19.0 <b>F</b> fluorine 9
10.8 <b>B</b> boron 5	12.0 <b>C</b> carbon 6	10.8 <b>B</b> boron 5	12.0 <b>C</b> carbon 6	14.0 <b>N</b> nitrogen 7	14.0 <b>N</b> nitrogen 7	79.9 <b>Kr</b> krypton 36	126.9 <b>I</b> iodine 53	16.0 <b>O</b> oxygen 8
65.4 <b>Zn</b> zinc 30	63.5 <b>Cu</b> copper 29	65.4 <b>Zn</b> zinc 30	63.5 <b>Cu</b> copper 29	58.7 <b>Ni</b> nickel 28	58.7 <b>Ni</b> nickel 28	112.4 <b>Cd</b> cadmium 48	127.6 <b>Te</b> tellurium 52	12.0 <b>O</b> oxygen 8
107.9 <b>Ag</b> silver 47	106.4 <b>Pd</b> palladium 46	107.9 <b>Ag</b> silver 47	106.4 <b>Pd</b> palladium 46	102.9 <b>Rh</b> rhodium 45	102.9 <b>Rh</b> rhodium 45	112.4 <b>Cd</b> cadmium 48	127.6 <b>Te</b> tellurium 52	14.0 <b>N</b> nitrogen 7
197.0 <b>Au</b> gold 79	195.1 <b>Pt</b> platinum 78	197.0 <b>Au</b> gold 79	195.1 <b>Pt</b> platinum 78	192.2 <b>Ir</b> iridium 77	192.2 <b>Ir</b> iridium 77	200.6 <b>Hg</b> mercury 80	209.0 <b>Po</b> polonium 84	16.0 <b>O</b> oxygen 8
[272] <b>Rg</b> roentgenium 111	[271] <b>Ds</b> darmstadtium 110	[272] <b>Rg</b> roentgenium 111	[271] <b>Ds</b> darmstadtium 110	[268] <b>Mt</b> meitnerium 109	[268] <b>Mt</b> meitnerium 109	200.6 <b>Hg</b> mercury 80	[210] <b>At</b> astatine 85	14.0 <b>N</b> nitrogen 7
[277] <b>Hs</b> hassium 108	[277] <b>Hs</b> hassium 108	[277] <b>Hs</b> hassium 108	[277] <b>Hs</b> hassium 108	[264] <b>Bh</b> bohrium 107	[264] <b>Bh</b> bohrium 107	200.6 <b>Hg</b> mercury 80	[210] <b>At</b> astatine 85	14.0 <b>N</b> nitrogen 7
[266] <b>Sg</b> seaborgium 106	[266] <b>Sg</b> seaborgium 106	[266] <b>Sg</b> seaborgium 106	[266] <b>Sg</b> seaborgium 106	[147] <b>Pm</b> promethium 61	[147] <b>Pm</b> promethium 61	200.6 <b>Hg</b> mercury 80	[210] <b>At</b> astatine 85	14.0 <b>N</b> nitrogen 7
[262] <b>Db</b> dubnium 105	[262] <b>Db</b> dubnium 105	[262] <b>Db</b> dubnium 105	[262] <b>Db</b> dubnium 105	150 <b>Sm</b> samarium 62	150 <b>Sm</b> samarium 62	200.6 <b>Hg</b> mercury 80	[210] <b>At</b> astatine 85	14.0 <b>N</b> nitrogen 7
[261] <b>Rf</b> rutherfordium 104	[261] <b>Rf</b> rutherfordium 104	[261] <b>Rf</b> rutherfordium 104	[261] <b>Rf</b> rutherfordium 104	144 <b>Nd</b> neodymium 60	144 <b>Nd</b> neodymium 60	200.6 <b>Hg</b> mercury 80	[210] <b>At</b> astatine 85	14.0 <b>N</b> nitrogen 7
[227] <b>Fr</b> francium 87	[226] <b>Ra</b> radium 88	[227] <b>Fr</b> francium 87	[226] <b>Ra</b> radium 88	141 <b>Pr</b> praseodymium 59	141 <b>Pr</b> praseodymium 59	200.6 <b>Hg</b> mercury 80	[210] <b>At</b> astatine 85	14.0 <b>N</b> nitrogen 7
[223] <b>Fr</b> francium 87	[226] <b>Ra</b> radium 88	[227] <b>Fr</b> francium 87	[226] <b>Ra</b> radium 88	152 <b>Eu</b> europium 63	152 <b>Eu</b> europium 63	200.6 <b>Hg</b> mercury 80	[210] <b>At</b> astatine 85	14.0 <b>N</b> nitrogen 7
[231] <b>Pa</b> protactinium 91	[231] <b>Pa</b> protactinium 91	[231] <b>Pa</b> protactinium 91	[231] <b>Pa</b> protactinium 91	157 <b>Tb</b> terbium 65	157 <b>Tb</b> terbium 65	200.6 <b>Hg</b> mercury 80	[210] <b>At</b> astatine 85	14.0 <b>N</b> nitrogen 7
[237] <b>Np</b> neptunium 93	[237] <b>Np</b> neptunium 93	[237] <b>Np</b> neptunium 93	[237] <b>Np</b> neptunium 93	163 <b>Dy</b> dysprosium 66	163 <b>Dy</b> dysprosium 66	200.6 <b>Hg</b> mercury 80	[210] <b>At</b> astatine 85	14.0 <b>N</b> nitrogen 7
[242] <b>Pu</b> plutonium 94	[242] <b>Pu</b> plutonium 94	[242] <b>Pu</b> plutonium 94	[242] <b>Pu</b> plutonium 94	167 <b>Er</b> erbium 68	167 <b>Er</b> erbium 68	200.6 <b>Hg</b> mercury 80	[210] <b>At</b> astatine 85	14.0 <b>N</b> nitrogen 7
[243] <b>Am</b> americium 95	[243] <b>Am</b> americium 95	[243] <b>Am</b> americium 95	[243] <b>Am</b> americium 95	173 <b>Yb</b> ytterbium 70	173 <b>Yb</b> ytterbium 70	200.6 <b>Hg</b> mercury 80	[210] <b>At</b> astatine 85	14.0 <b>N</b> nitrogen 7
[247] <b>Cm</b> curium 96	[247] <b>Cm</b> curium 96	[247] <b>Cm</b> curium 96	[247] <b>Cm</b> curium 96	169 <b>Tm</b> thulium 69	169 <b>Tm</b> thulium 69	200.6 <b>Hg</b> mercury 80	[210] <b>At</b> astatine 85	14.0 <b>N</b> nitrogen 7
[254] <b>Es</b> einsteinium 99	[254] <b>Es</b> einsteinium 99	[254] <b>Es</b> einsteinium 99	[254] <b>Es</b> einsteinium 99	165 <b>Ho</b> holmium 67	165 <b>Ho</b> holmium 67	200.6 <b>Hg</b> mercury 80	[210] <b>At</b> astatine 85	14.0 <b>N</b> nitrogen 7
[255] <b>Lr</b> lawrencium 103	[255] <b>Lr</b> lawrencium 103	[255] <b>Lr</b> lawrencium 103	[255] <b>Lr</b> lawrencium 103	175 <b>Lu</b> lutetium 71	175 <b>Lu</b> lutetium 71	200.6 <b>Hg</b> mercury 80	[210] <b>At</b> astatine 85	14.0 <b>N</b> nitrogen 7
[256] <b>Md</b> mendelevium 101	[256] <b>Md</b> mendelevium 101	[256] <b>Md</b> mendelevium 101	[256] <b>Md</b> mendelevium 101	163 <b>Dy</b> dysprosium 66	163 <b>Dy</b> dysprosium 66	200.6 <b>Hg</b> mercury 80	[210] <b>At</b> astatine 85	14.0 <b>N</b> nitrogen 7
[257] <b>Lr</b> lawrencium 103	[257] <b>Lr</b> lawrencium 103	[257] <b>Lr</b> lawrencium 103	[257] <b>Lr</b> lawrencium 103	167 <b>Er</b> erbium 68	167 <b>Er</b> erbium 68	200.6 <b>Hg</b> mercury 80	[210] <b>At</b> astatine 85	14.0 <b>N</b> nitrogen 7
[258] <b>Uuo</b> ununoctium 118	[258] <b>Uuo</b> ununoctium 118	[258] <b>Uuo</b> ununoctium 118	[258] <b>Uuo</b> ununoctium 118	163 <b>Dy</b> dysprosium 66	163 <b>Dy</b> dysprosium 66	200.6 <b>Hg</b> mercury 80	[210] <b>At</b> astatine 85	14.0 <b>N</b> nitrogen 7
[259] <b>Uuq</b> ununquadium 114	[259] <b>Uuq</b> ununquadium 114	[259] <b>Uuq</b> ununquadium 114	[259] <b>Uuq</b> ununquadium 114	163 <b>Dy</b> dysprosium 66	163 <b>Dy</b> dysprosium 66	200.6 <b>Hg</b> mercury 80	[210] <b>At</b> astatine 85	14.0 <b>N</b> nitrogen 7
[260] <b>Uuq</b> ununquadium 114	[260] <b>Uuq</b> ununquadium 114	[260] <b>Uuq</b> ununquadium 114	[260] <b>Uuq</b> ununquadium 114	163 <b>Dy</b> dysprosium 66	163 <b>Dy</b> dysprosium 66	200.6 <b>Hg</b> mercury 80	[210] <b>At</b> astatine 85	14.0 <b>N</b> nitrogen 7
[261] <b>Uuq</b> ununquadium 114	[261] <b>Uuq</b> ununquadium 114	[261] <b>Uuq</b> ununquadium 114	[261] <b>Uuq</b> ununquadium 114	163 <b>Dy</b> dysprosium 66	163 <b>Dy</b> dysprosium 66	200.6 <b>Hg</b> mercury 80	[210] <b>At</b> astatine 85	14.0 <b>N</b> nitrogen 7
[262] <b>Uuq</b> ununquadium 114	[262] <b>Uuq</b> ununquadium 114	[262] <b>Uuq</b> ununquadium 114	[262] <b>Uuq</b> ununquadium 114	163 <b>Dy</b> dysprosium 66	163 <b>Dy</b> dysprosium 66	200.6 <b>Hg</b> mercury 80	[210] <b>At</b> astatine 85	14.0 <b>N</b> nitrogen 7
[263] <b>Uuq</b> ununquadium 114	[263] <b>Uuq</b> ununquadium 114	[263] <b>Uuq</b> ununquadium 114	[263] <b>Uuq</b> ununquadium 114	163 <b>Dy</b> dysprosium 66	163 <b>Dy</b> dysprosium 66	200.6 <b>Hg</b> mercury 80	[210] <b>At</b> astatine 85	14.0 <b>N</b> nitrogen 7
[264] <b>Uuq</b> ununquadium 114	[264] <b>Uuq</b> ununquadium 114	[264] <b>Uuq</b> ununquadium 114	[264] <b>Uuq</b> ununquadium 114	163 <b>Dy</b> dysprosium 66	163 <b>Dy</b> dysprosium 66	200.6 <b>Hg</b> mercury 80	[210] <b>At</b> astatine 85	14.0 <b>N</b> nitrogen 7
[265] <b>Uuq</b> ununquadium 114	[265] <b>Uuq</b> ununquadium 114	[265] <b>Uuq</b> ununquadium 114	[265] <b>Uuq</b> ununquadium 114	163 <b>Dy</b> dysprosium 66	163 <b>Dy</b> dysprosium 66	200.6 <b>Hg</b> mercury 80	[210] <b>At</b> astatine 85	14.0 <b>N</b> nitrogen 7
[266] <b>Uuq</b> ununquadium 114	[266] <b>Uuq</b> ununquadium 114	[266] <b>Uuq</b> ununquadium 114	[266] <b>Uuq</b> ununquadium 114	163 <b>Dy</b> dysprosium 66	163 <b>Dy</b> dysprosium 66	200.6 <b>Hg</b> mercury 80	[210] <b>At</b> astatine 85	14.0 <b>N</b> nitrogen 7
[267] <b>Uuq</b> ununquadium 114	[267] <b>Uuq</b> ununquadium 114	[267] <b>Uuq</b> ununquadium 114	[267] <b>Uuq</b> ununquadium 114	163 <b>Dy</b> dysprosium 66	163 <b>Dy</b> dysprosium 66	200.6 <b>Hg</b> mercury 80	[210] <b>At</b> astatine 85	14.0 <b>N</b> nitrogen 7
[268] <b>Uuq</b> ununquadium 114	[268] <b>Uuq</b> ununquadium 114	[268] <b>Uuq</b> ununquadium 114	[268] <b>Uuq</b> ununquadium 114	163 <b>Dy</b> dysprosium 66	163 <b>Dy</b> dysprosium 66	200.6 <b>Hg</b> mercury 80	[210] <b>At</b> astatine 85	14.0 <b>N</b> nitrogen 7
[269] <b>Uuq</b> ununquadium 114	[269] <b>Uuq</b> ununquadium 114	[269] <b>Uuq</b> ununquadium 114	[269] <b>Uuq</b> ununquadium 114	163 <b>Dy</b> dysprosium 66	163 <b>Dy</b> dysprosium 66	200.6 <b>Hg</b> mercury 80	[210] <b>At</b> astatine 85	14.0 <b>N</b> nitrogen 7
[270] <b>Uuq</b> ununquadium 114	[270] <b>Uuq</b> ununquadium 114	[270] <b>Uuq</b> ununquadium 114	[270] <b>Uuq</b> ununquadium 114	163 <b>Dy</b> dysprosium 66	163 <b>Dy</b> dysprosium 66	200.6 <b>Hg</b> mercury 80	[210] <b>At</b> astatine 85	14.0 <b>N</b> nitrogen 7
[271] <b>Uuq</b> ununquadium 114	[271] <b>Uuq</b> ununquadium 114	[271] <b>Uuq</b> ununquadium 114	[271] <b>Uuq</b> ununquadium 114	163 <b>Dy</b> dysprosium 66	163 <b>Dy</b> dysprosium 66	200.6 <b>Hg</b> mercury 80	[210] <b>At</b> astatine 85	14.0 <b>N</b> nitrogen 7
[272] <b>Uuq</b> ununquadium 114	[272] <b>Uuq</b> ununquadium 114	[272] <b>Uuq</b> ununquadium 114	[272] <b>Uuq</b> ununquadium 114	163 <b>Dy</b> dysprosium 66	163 <b>Dy</b> dysprosium 66	200.6 <b>Hg</b> mercury 80	[210] <b>At</b> astatine 85	14.0 <b>N</b> nitrogen 7
[273] <b>Uuq</b> ununquadium 114	[273] <b>Uuq</b> ununquadium 114	[273] <b>Uuq</b> ununquadium 114	[273] <b>Uuq</b> ununquadium 114	163 <b>Dy</b> dysprosium 66	163 <b>Dy</b> dysprosium 66	200.6 <b>Hg</b> mercury 80	[210] <b>At</b> astatine 85	14.0 <b>N</b> nitrogen 7
[274] <b>Uuq</b> ununquadium 114	[274] <b>Uuq</b> ununquadium 114	[274] <b>Uuq</b> ununquadium 114	[274] <b>Uuq</b> ununquadium 114	163 <b>Dy</b> dysprosium 66	163 <b>Dy</b> dysprosium 66	200.6 <b>Hg</b> mercury 80	[210] <b>At</b> astatine 85	14.0 <b>N</b> nitrogen 7
[275] <b>Uuq</b> ununquadium 114	[275] <b>Uuq</b> ununquadium 114	[275] <b>Uuq</b> ununquadium 114	[275] <b>Uuq</b> ununquadium 114	163 <b>Dy</b> dysprosium 66	163 <b>Dy</b> dysprosium 66	200.6 <b>Hg</b> mercury 80	[210] <b>At</b> astatine 85	14.0 <b>N</b> nitrogen 7
[276] <b>Uuq</b> ununquadium 114	[276] <b>Uuq</b> ununquadium 114	[276] <b>Uuq</b> ununquadium 114	[276] <b>Uuq</b> ununquadium 114	163 <b>Dy</b> dysprosium 66	163 <b>Dy</b> dysprosium 66	200.6 <b>Hg</b> mercury 80	[210] <b>At</b> astatine 85	14.0 <b>N</b> nitrogen 7
[277] <b>Uuq</b> ununquadium 114	[277] <b>Uuq</b> ununquadium 114	[277] <b>Uuq</b> ununquadium 114	[277] <b>Uuq</b> ununquadium 114	163 <b>Dy</b> dysprosium 66	163 <b>Dy</b> dysprosium 66	200.6 <b>Hg</b> mercury 80	[210] <b>At</b> astatine 85	14.0 <b>N</b> nitrogen 7
[278] <b>Uuq</b> ununquadium 114	[278] <b>Uuq</b> ununquadium 114	[278] <b>Uuq</b> ununquadium 114	[278] <b>Uuq</b> ununquadium 114	163 <b>Dy</b> dysprosium 66	163 <b>Dy</b> dysprosium 66	200.6 <b>Hg</b> mercury 80	[210] <b>At</b> astatine 85	14.0 <b>N</b> nitrogen 7
[279] <b>Uuq</b> ununquadium 114	[279] <b>Uuq</b> ununquadium 114	[279] <b>Uuq</b> ununquadium 114	[279] <b>Uuq</b> ununquadium 114	163 <b>Dy</b> dysprosium 66	163 <b>Dy</b> dysprosium 66	200.6 <b>Hg</b> mercury 80	[210] <b>At</b> astatine 85	14.0 <b>N</b> nitrogen 7
[280] <b>Uuq</b> ununquadium 114	[280] <b>Uuq</b> ununquadium 114	[280] <b>Uuq</b> ununquadium 114	[280] <b>Uuq</b> ununquadium 114	163 <b>Dy</b> dysprosium 66	163 <b>Dy</b> dysprosium 66	200.6 <b>Hg</b> mercury 80	[210] <b>At</b> astatine 85	14.0 <b>N</b> nitrogen 7
[281] <b>Uuq</b> ununquadium 114	[281] <b>Uuq</b> ununquadium 114	[281] <b>Uuq</b> ununquadium 114	[281] <b>Uuq</b> ununquadium 114	163 <b>Dy</b> dysprosium 66	163 <b>Dy</b> dysprosium 66	200.6 <b>Hg</b> mercury 80	[210] <b>At</b> astatine 85	14.0 <b>N</b> nitrogen 7
[282] <b>Uuq</b> ununquadium 114	[282] <b>Uuq</b> ununquadium 114	[282] <b>Uuq</b> ununquadium 114	[282] <b>Uuq</b> ununquadium 114	163 <b>Dy</b> dysprosium 66	163 <b>Dy</b> dysprosium 66	200.6 <b>Hg</b> mercury 80	[210] <b>At</b> astatine 85	14.0 <b>N</b> nitrogen 7
[283] <b>Uuq</b> ununquadium 114	[283] <b>Uuq</b> ununquadium 114	[283] <b>Uuq</b> ununquadium 114	[283] <b>Uuq</b> ununquadium 114	163 <b>Dy</b> dysprosium 66	163 <b>Dy</b> dysprosium 66	200.6 <b>Hg</b> mercury 80	[210] <b>At</b> astatine 85	14.0 <b>N</b> nitrogen 7