

Write your name here

Surname	Other names
---------	-------------

**Pearson Edexcel**  
International  
Advanced Level

Centre Number	Candidate Number
<input type="text"/>	<input type="text"/>

**Chemistry**  
Advanced Subsidiary  
Unit 3: Chemistry Laboratory Skills I

Tuesday 7 January 2014 – Afternoon <b>Time: 1 hour 15 minutes</b>	Paper Reference <b>WCH03/01</b>
--	------------------------------------

Candidates may use a calculator.	Total Marks
<input type="text"/>	<input type="text"/>

### Instructions

- Use **black** ink or ball-point pen.
- **Fill in the boxes** at the top of this page with your name, centre number and candidate number.
- Answer **all** questions.
- Answer the questions in the spaces provided – *there may be more space than you need.*

### Information

- The total mark for this paper is 50.
- The marks for **each** question are shown in brackets – *use this as a guide as to how much time to spend on each question.*
- You will be assessed on your ability to organise and present information, ideas, descriptions and arguments clearly and logically, including your use of grammar, punctuation and spelling.
- A Periodic Table is printed on the back cover of this paper.

### Advice

- Read each question carefully before you start to answer it.
- Keep an eye on the time.
- Try to answer every question.
- Check your answers if you have time at the end.

Turn over ►

P42974RA

©2014 Pearson Education Ltd.

6/6/6/2/2/3/



**PEARSON**

**Answer ALL the questions. Write your answers in the spaces provided.**

**1** A series of tests was carried out on **X**, a white solid, which is known to contain one cation and one anion.

(a) **X** gave a pale green colour in a flame test. Give the name or formula of the cation in **X**.

(1)

(b) When dilute nitric acid was added to a sample of solid **X**, no reaction occurred. Suggest the name or formula of an anion that could **not** be present in **X**.

(1)

(c) Dilute nitric acid was added to an aqueous solution of **X**, and then aqueous silver nitrate was added to the mixture. A white precipitate formed, which dissolved in dilute aqueous ammonia.

Give the name or formula of the anion in **X**.

(1)

(d) A sample of the white precipitate in (c) was left to stand in sunlight.

(i) What colour change would be seen?

(1)

(ii) Name the substance responsible for the new colour that appeared in (d)(i).

(1)



(e) **Dilute** sulfuric acid was added to an aqueous solution of **X**.

(i) What change would be observed?

(1)

(ii) Write an equation for the reaction in (e)(i). Include state symbols.

(2)

(f) (i) A few drops of **concentrated** sulfuric acid were added to a small portion of **solid X** in a test tube. Misty fumes, but no other vapours, were seen.

Identify these fumes by name or formula.

(1)

(ii) Describe a further **chemical** test to confirm the identity of the gas responsible for the misty fumes.

Give the expected result of the test.

(2)

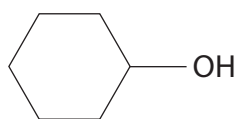
Test .....

Result .....

**(Total for Question 1 = 11 marks)**



- 2 The skeletal formulae of two compounds with molecular formula  $C_6H_{12}O$  are shown below.



cyclohexanol



hex-5-en-1-ol

- (a) Each of the compounds reacts when warmed with a mixture of potassium dichromate(VI) and sulfuric acid.

(i) What colour change is seen during this reaction?

(1)

From ..... to .....

- (ii) One of the compounds forms a carboxylic acid when it is heated under reflux with a mixture of potassium dichromate(VI) and sulfuric acid.

Give the **structural** formula of this carboxylic acid.

(1)



(b) Under suitable conditions, each of the compounds reacts slowly with a small piece of sodium to form a sodium salt and one other product. Give **two** observations you would make when this reaction occurs.

(2)

Observation 1 .....

.....

Observation 2 .....

.....

(c) Hex-5-en-1-ol can be distinguished from cyclohexanol by its reaction with aqueous bromine.

(i) What colour change would be seen in this reaction when hex-5-en-1-ol is used?

(1)

From ..... to .....

(ii) Complete the skeletal formula below to show the product of this reaction.

(1)



(d) Hex-5-en-1-ol reacts with acidified potassium manganate(VII) at room temperature.

(i) What colour change would be seen in this reaction?

(1)

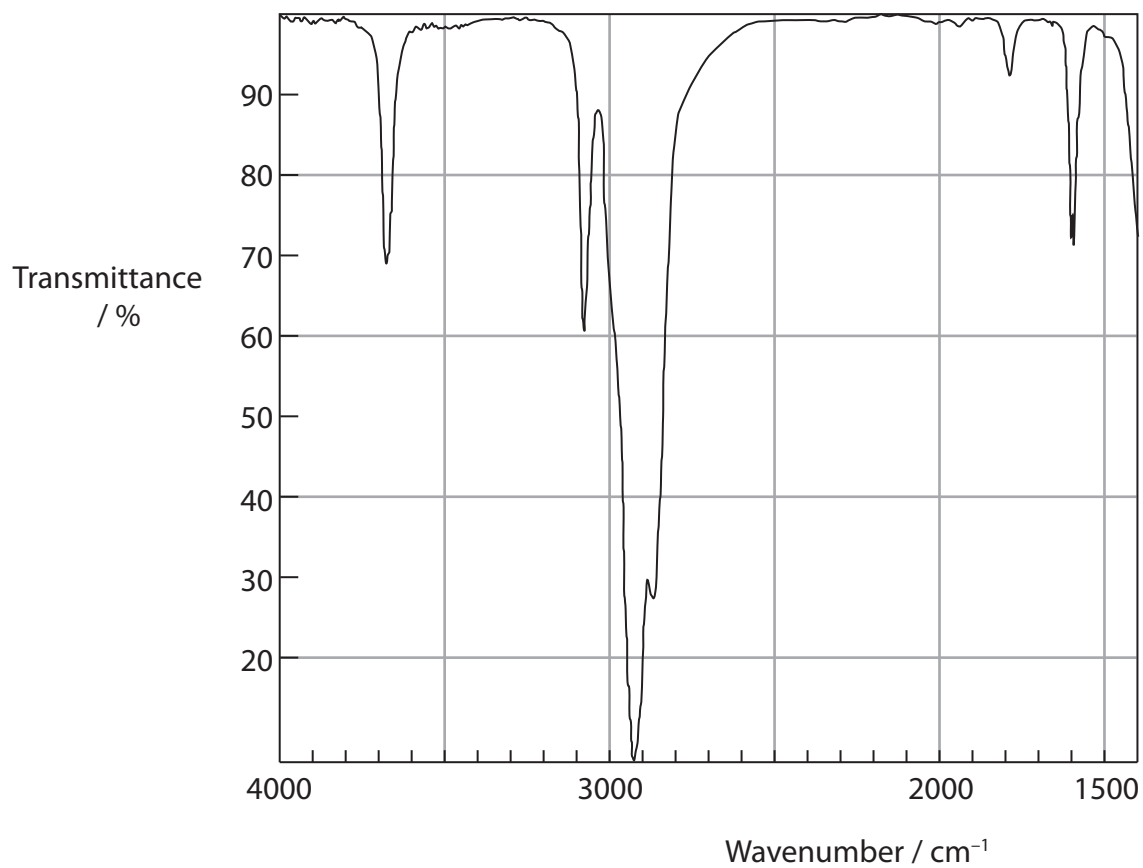
From ..... to .....

(ii) Complete the skeletal formula below to show the product of this reaction.

(1)



(e) The infrared spectrum below is for either cyclohexanol or hex-5-en-1-ol.



For which of the two compounds is this the infrared spectrum? Use **two** pieces of data from the table below to justify your answer.

Bond	Wavenumber / $\text{cm}^{-1}$
C—H stretch, alkane	2962–2853
C—H stretch, alkene	3100–3010
C=C stretch, alkene	1669–1600
O—H stretch, alcohols	3750–3200

(2)

Spectrum is for .....

Justification:.....

.....

.....

**(Total for Question 2 = 10 marks)**



**BLANK PAGE**



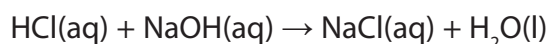


**3** The mass of magnesium hydroxide,  $\text{Mg}(\text{OH})_2$ , in an indigestion tablet was determined as follows:

**Step 1** The tablet was crushed and dissolved in exactly  $40.00 \text{ cm}^3$  of dilute hydrochloric acid (an excess).

**Step 2** The amount of hydrochloric acid remaining was measured by titration with  $0.250 \text{ mol dm}^{-3}$  sodium hydroxide solution.

$22.80 \text{ cm}^3$  of this sodium hydroxide solution was required.



(a) (i) A student suggested using Universal Indicator for the titration. Why would this indicator be unsuitable?

(1)

(ii) Suggest a suitable indicator and give its colours in acidic and alkaline solutions.

(2)

Indicator .....

Colour in acid .....

Colour in alkali .....

(b) (i) Calculate the number of moles of sodium hydroxide used in the titration.

(1)

(ii) Hence state the number of moles of hydrochloric acid that react with the sodium hydroxide in (b)(i).

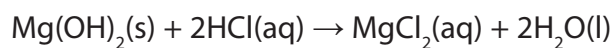
(1)



- (iii) The amount of acid added to the tablet in **Step 1** was  $2.00 \times 10^{-2}$  mol. Use this information and your answer to (b)(ii) to calculate the number of moles of hydrochloric acid that reacted with the tablet.

(1)

- (iv) The equation for the reaction of the magnesium hydroxide in the tablet with hydrochloric acid is shown below.



Calculate the mass of magnesium hydroxide in the tablet. Give your answer to **three** significant figures.

The molar mass of magnesium hydroxide is  $58.3 \text{ g mol}^{-1}$ .

(2)

- (c) The volume of hydrochloric acid added to the tablet was  $40.00 \text{ cm}^3$ .

- (i) Suggest a change in the procedure which would make the result of the experiment **more reliable** for each tablet which is analysed.

(1)

.....

.....

.....

.....



- (ii) The hydrochloric acid was measured using a burette. Each time the burette was read, the error was  $\pm 0.05 \text{ cm}^3$ . Calculate the total percentage error in measuring  $40.00 \text{ cm}^3$  of hydrochloric acid.

(2)

- (d) When an indigestion tablet reacts with hydrochloric acid in the stomach, it is important that the reaction is not too exothermic.

The enthalpy change of this reaction can be determined by reacting magnesium hydroxide with an excess of hydrochloric acid in an insulated container and measuring the maximum temperature change.

State **two** ways, other than improvements in insulation or use of more accurate measuring instruments, which would ensure that the measured temperature change was the **maximum** possible for the amounts of reactants used.

(2)

1 .....

.....

.....

2 .....

.....

.....

(Total for Question 3 = 13 marks)



4 Cyclohexene,  $C_6H_{10}$ , can be prepared from cyclohexanol,  $C_6H_{11}OH$ , using the procedure below.

**Step 1** Place 0.100 mol of cyclohexanol in a flask and add about 4 cm<sup>3</sup> of concentrated phosphoric(V) acid, drop by drop, while shaking the flask.

**Step 2** Assemble the flask for distillation, and collect the liquid which distils over between 70 °C and 90 °C.

**Step 3** Add the distillate to an equal volume of a saturated solution of sodium chloride. Shake the mixture, allow the layers to separate, and discard the aqueous (sodium chloride) layer.

**Step 4** Transfer the layer containing cyclohexene into a small flask. Add a few pieces of a solid drying agent to the crude cyclohexene, stopper the flask and shake it for a few minutes.

**Step 5** Decant the crude liquid alkene and carry out a final purification in order to obtain pure cyclohexene.

(a) (i) Use the formulae of the reactant and product to deduce the role of phosphoric(V) acid in this reaction.

(1)

(ii) Suggest the main hazard when using concentrated phosphoric(V) acid in this preparation.

Give **one** precaution which should be taken when using it, other than the use of safety goggles and a laboratory coat.

(2)

Hazard .....

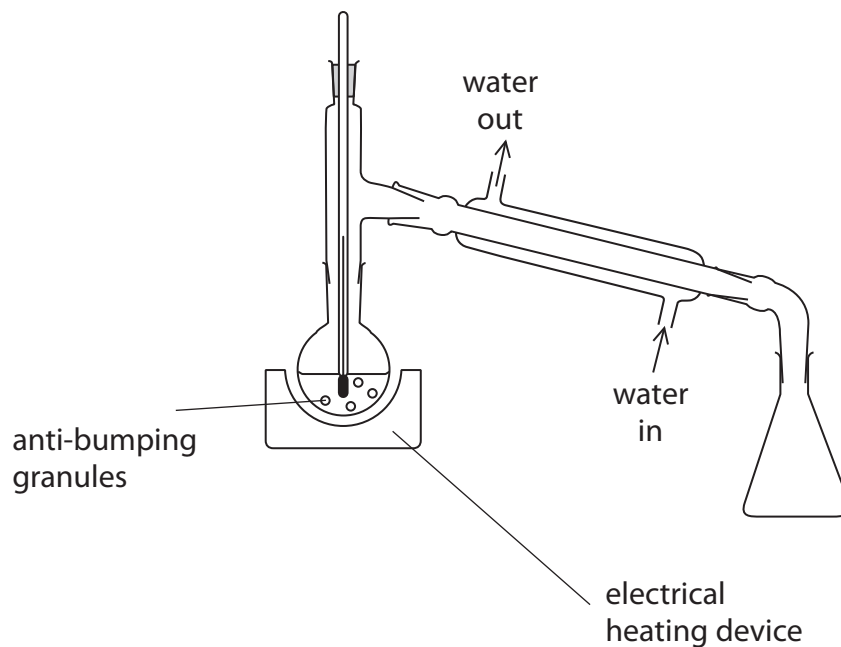
Precaution .....



(b) A student suggested using the apparatus shown in the diagram below to carry out **Step 2**.

Describe **two** ways in which this apparatus must be modified for safe and efficient use in **Step 2**. Assume the apparatus is suitably clamped.

(2)



1 .....

2 .....



- (c) (i) Cyclohexene can be separated from other products in **Step 3** because it is insoluble in aqueous solutions.

Explain this lack of solubility.

(2)

.....

.....

.....

.....

.....

.....

- (ii) Draw a diagram of the apparatus which should be used in **Step 3**.

Label the cyclohexene layer.

**Data**

Substance	Density / g cm <sup>-3</sup>
Cyclohexene	0.81
Saturated sodium chloride solution	1.20

(2)



(d) (i) Suggest a suitable solid drying agent to use in **Step 4**. (1)

(ii) What change would you see in the appearance of the organic liquid when it is dried in **Step 4**? (1)

(e) Suggest a method for the final purification of the crude cyclohexene in **Step 5**. (1)

(f) (i) Calculate the volume of 0.100 mol of cyclohexanol,  $C_6H_{11}OH$ .  
The density of cyclohexanol is  $0.962 \text{ g cm}^{-3}$ . (2)

(ii) After final purification, the yield of cyclohexene was 5.50 g.  
Calculate the percentage yield in this reaction. Each mole of cyclohexanol can give a maximum yield of one mole of cyclohexene. (2)

(Total for Question 4 = 16 marks)

TOTAL FOR PAPER = 50 MARKS



