



UNIVERSITY OF CAMBRIDGE INTERNATIONAL EXAMINATIONS  
General Certificate of Education  
Advanced Subsidiary Level and Advanced Level

CANDIDATE  
NAME

CENTRE  
NUMBER

|  |  |  |  |  |
|--|--|--|--|--|
|  |  |  |  |  |
|--|--|--|--|--|

CANDIDATE  
NUMBER

|  |  |  |  |
|--|--|--|--|
|  |  |  |  |
|--|--|--|--|



**CHEMISTRY**

**9701/33**

Advanced Practical Skills

**October/November 2010**

**2 hours**

Candidates answer on the Question Paper.

Additional Materials: As listed in the Instructions to Supervisors

**READ THESE INSTRUCTIONS FIRST**

Write your Centre number, candidate number and name on all the work you hand in.  
Give details of the practical session and laboratory where appropriate, in the boxes provided.  
Write in dark blue or black pen.  
You may use a soft pencil for any diagrams, graphs or rough working.  
Do not use staples, paper clips, highlighters, glue or correction fluid.  
DO **NOT** WRITE IN ANY BARCODES.

Answer **all** questions.

You may lose marks if you do not show your working or if you do not use appropriate units.  
Use of a Data Booklet is unnecessary.

Qualitative Analysis Notes are printed on pages 11 and 12.

At the end of the examination, fasten all your work securely together.  
The number of marks is given in brackets [ ] at the end of each question or part question.

**Session**

|                   |  |
|-------------------|--|
| <b>Session</b>    |  |
|                   |  |
| <b>Laboratory</b> |  |
|                   |  |

**For Examiner's Use**

|              |  |
|--------------|--|
| <b>1</b>     |  |
| <b>2</b>     |  |
| <b>3</b>     |  |
| <b>Total</b> |  |

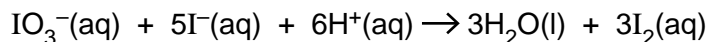
This document consists of **11** printed pages and **1** blank page.



There are three questions on this paper. Question 2 should not be the last question attempted.

For  
Examiner's  
Use

- 1 You are to determine the concentration of hydrochloric acid, which supplies the  $\text{H}^+$  ions in the following reaction.



In the presence of an excess of  $\text{IO}_3^-$  ions and an excess of  $\text{I}^-$  ions, the amount of  $\text{I}_2$  liberated is directly proportional to the amount of  $\text{H}^+$  ions present and can be determined by titration with sodium thiosulfate,  $\text{Na}_2\text{S}_2\text{O}_3$ .

You are provided with the following reactants.

**FA 1** hydrochloric acid

**FA 2** containing  $15.0\text{g dm}^{-3}$  sodium thiosulfate,  $\text{Na}_2\text{S}_2\text{O}_3 \cdot 5\text{H}_2\text{O}$

aqueous potassium iodate(V),  $\text{KIO}_3$

aqueous potassium iodide,  $\text{KI}$

**(a) Method**

- Fill a burette with **FA 2**.
- Pipette  $25.0\text{cm}^3$  of **FA 1** into the conical flask.
- Use a  $25\text{cm}^3$  measuring cylinder to add to the flask  $10\text{cm}^3$  of aqueous potassium iodate(V) **and**  $10\text{cm}^3$  of aqueous potassium iodide. There is an excess of each of these reagents.
- Place the flask on a white tile.
- Titrate the liberated iodine with **FA 2**.
- During the titration the colour of the iodine in the solution will fade from red-brown to orange to yellow. The end-point occurs when the solution just goes colourless with the addition of a single drop of **FA 2**.
- You should perform a **rough titration**.  
In the space below record your burette readings for this rough titration.

- The rough titre is .....  $\text{cm}^3$
- Carry out as many accurate titrations as you think necessary to obtain consistent results.
  - Record in a suitable form below all of your burette readings and the volume of **FA 2** added in each accurate titration.
  - Make certain any recorded results show the precision of your practical work.

|     |  |
|-----|--|
| I   |  |
| II  |  |
| III |  |
| IV  |  |
| V   |  |
| VI  |  |
| VII |  |

[7]

- (b) From your titration results obtain a suitable value to be used in your calculation. Show clearly how you have obtained this value.

For  
Examiner's  
Use

25.0 cm<sup>3</sup> of **FA 1** require ..... cm<sup>3</sup> of **FA 2**. [1]

### Calculations

Show your working and appropriate significant figures in the final answer to **each** step of your calculations.

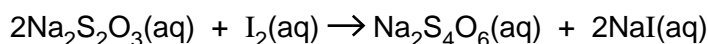
- (c) (i) Calculate the concentration, in mol dm<sup>-3</sup>, of the sodium thiosulfate in **FA 2**.  
**FA 2** contains 15.0 g dm<sup>-3</sup> Na<sub>2</sub>S<sub>2</sub>O<sub>3</sub>·5H<sub>2</sub>O.  
[A<sub>r</sub>: H, 1.0; O, 16.0; Na, 23.0; S, 32.1]

The concentration of sodium thiosulfate in **FA 2** is ..... mol dm<sup>-3</sup>.

- (ii) Calculate how many moles of Na<sub>2</sub>S<sub>2</sub>O<sub>3</sub> are contained in the volume of **FA 2** recorded in (b).

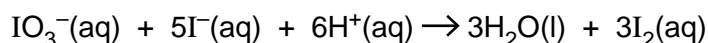
..... mol of Na<sub>2</sub>S<sub>2</sub>O<sub>3</sub>

- (iii) Calculate how many moles of iodine, I<sub>2</sub> reacted with the Na<sub>2</sub>S<sub>2</sub>O<sub>3</sub> in (ii).



..... mol of iodine reacted with the sodium thiosulfate.

- (iv) Calculate how many moles of hydrochloric acid, HCl, reacted with an excess of potassium iodate(V) and an excess of potassium iodide to produce the amount of iodine calculated in (iii).



..... mol of HCl produced the amount of iodine calculated in (iii).

|     |  |
|-----|--|
| I   |  |
| II  |  |
| III |  |
| IV  |  |
| V   |  |

4

- (v) Calculate the concentration, in  $\text{mol dm}^{-3}$ , of HCl in **FA 1**.

For  
Examiner's  
Use

The concentration of HCl in **FA 1** is .....  $\text{mol dm}^{-3}$ .  
[5]

(d)

Each reading with a burette has a maximum error of  $\pm 0.05 \text{ cm}^3$ .  
Grade B volumetric (bulb) pipettes are calibrated to  $\pm 0.06 \text{ cm}^3$ .

- (i) Calculate the maximum error in the volume run from the burette recorded in any titration.

The maximum error is .....  $\text{cm}^3$ .

- (ii) Express the maximum error calculated in (i) as a percentage error for the volume calculated in (b).

The maximum error is ..... %.

- (iii) Calculate the percentage error when  $25.0 \text{ cm}^3$  of **FA 1** was pipetted into the conical flask.

The error was ..... %.  
[2]

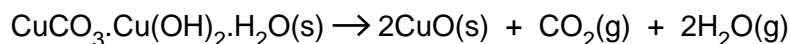
[Total: 15]

**BLANK PAGE**

- 2 **FA 3** is powdered basic copper(II) carbonate, a hydrated mixture of copper(II) carbonate and copper(II) hydroxide.

The approximate formula for the basic carbonate is  $\text{CuCO}_3 \cdot \text{Cu}(\text{OH})_2 \cdot \text{H}_2\text{O}$ .

When heated, basic copper(II) carbonate decomposes.



You are to determine the change in mass as the solid is heated and decomposed.

**(a) Method – Read through the instructions before starting any practical work.**

- Record all weighings in an appropriate form in the space below.
- Weigh and record the mass of an empty boiling-tube.
- Tip the contents of the tube labelled **FA 3** into the weighed boiling-tube. Reweigh and record the total mass of the boiling-tube and **FA 3**.
- Heat **FA 3** in the boiling-tube **very gently** until the vigorous decomposition of the copper carbonate has stopped; then heat more strongly for 1 to 2 minutes. **Take care not to lose any solid from the tube during the initial heating.**
- Warm the upper parts of the boiling-tube to evaporate any water that may have condensed while heating the carbonate.
- Place the hot tube on a heat-proof mat and leave to cool.
- **You are advised to continue with part (d) of this question or to start another question while the tube cools.**
- When cool, reweigh the boiling-tube and the residual copper(II) oxide.
- Reheat, cool and reweigh the tube until you are satisfied decomposition is complete.

**Results**

In an appropriate form, in the space below, record all of your balance readings, the mass of basic copper(II) carbonate and the mass of residual copper oxide.

|     |  |
|-----|--|
| I   |  |
| II  |  |
| III |  |
| IV  |  |
| V   |  |
| VI  |  |

[6]

**Calculations**For  
Examiner's  
Use

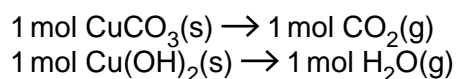
- (b) Calculate the loss in mass during the experiment as a percentage of the mass of solid heated.

[1]

- (c) The theoretical loss in mass is 33.5%.

The proportions of  $\text{CuCO}_3$  and  $\text{Cu(OH)}_2$  in the basic carbonate can vary from the 1:1 ratio given in the formula.

Make use of the following information to account for the difference between the value you have calculated in (b) and the theoretical percentage loss in mass.

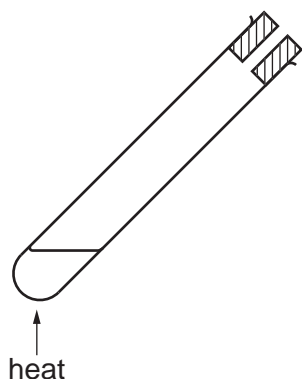


Assume that 1 mol of any sample of the solid basic carbonate contains 1 mol  $\text{H}_2\text{O}$ .

$[M_r: \text{CO}_2, 44.0; \text{H}_2\text{O}, 18.0]$

.....  
 .....  
 ..... [1]

- (d) Add to the diagram below additional standard laboratory apparatus that would enable you to collect and measure the volume of carbon dioxide evolved in the experiment. Ensure that your apparatus does not also collect and measure any of the water vapour evolved.



[2]

[Total: 10]

- 3 **FA 4, FA 5, FA 6** and **FA 7** are aqueous solutions each containing one of the ions  $Al^{3+}$ ,  $Mg^{2+}$ ,  $Pb^{2+}$ ,  $Zn^{2+}$ .

For  
Examiner's  
Use

You will carry out the following tests on each of the solutions.

At each stage of any test you are to record details of the following.

- colour changes seen
- the formation of any precipitate
- the solubility of such precipitates in an excess of the reagent added

Where gases are released they should be identified by a test, **described in the appropriate place in your observations.**

You should indicate clearly at what stage in a test a change occurs.

Marks are **not** given for chemical equations.

**No additional tests for ions present should be attempted.**

- (a) Carry out the following tests. Record your observations in the spaces provided in the table.

|     |  |
|-----|--|
| I   |  |
| II  |  |
| III |  |
| IV  |  |

**You should rinse and reuse test-tubes where possible.**

| <i>test</i>  |   | <i>observations</i> |             |             |             |
|--------------|---|---------------------|-------------|-------------|-------------|
|              |   | <b>FA 4</b>         | <b>FA 5</b> | <b>FA 6</b> | <b>FA 7</b> |
| <b>(i)</b>   | To 1 cm depth of solution in a test-tube add 1 cm depth of aqueous sodium hydroxide. Swirl the tube, then |                     |             |             |             |
|              | add a further 2 cm depth of aqueous sodium hydroxide.   |                     |             |             |             |
| <b>(ii)</b>  | To 1 cm depth of solution in a test-tube add 1 cm depth of aqueous ammonia. Swirl the tube, then          |                     |             |             |             |
|              | add a further 2 cm depth of aqueous ammonia.  |                     |             |             |             |
| <b>(iii)</b> | To 1 cm depth of solution in a test-tube add 1 cm depth of aqueous potassium iodide.                      |                     |             |             |             |

[4]



- (b) Use the Qualitative Analysis Notes on page 11 to identify the cation present in each of the solutions.  
Complete the table below to identify each ion and to give supporting evidence from your observations.

For  
Examiner's  
Use

| <i>solution</i> | <i>cation</i> | <i>supporting evidence</i> |
|-----------------|---------------|----------------------------|
| <b>FA 4</b>     |               |                            |
| <b>FA 5</b>     |               |                            |
| <b>FA 6</b>     |               |                            |
| <b>FA 7</b>     |               |                            |

|     |  |
|-----|--|
| I   |  |
| II  |  |
| III |  |
| IV  |  |

[4]

**Do not carry out the following test.**

- (c) Use the Qualitative Analysis Notes on pages 11 and 12 to select a further reagent that could be used to confirm the presence of  $\text{Pb}^{2+}$  in one of the solutions **FA 4**, **FA 5**, **FA 6** and **FA 7**.

The reagent is ..... [1]

(d) **FA 8** contains aqueous copper(II) ions.

Carry out the following tests and make careful observations of all that happens in each experiment.

For  
Examiner's  
Use

| <i>test</i>  |   | <i>observations</i> |
|--------------|---|---------------------|
| <b>(i)</b>   | To 2 cm depth of <b>FA 8</b> in a boiling-tube add 1 spatula measure of zinc metal powder.<br><br>Leave to stand for 1 minute, then                                       |                     |
|              | add 2 cm depth of distilled water and leave to stand for a further 2 minutes.   |                     |
| <b>(ii)</b>  | To 1 cm depth of <b>FA 8</b> in a test-tube add 1 cm depth of concentrated hydrochloric acid.<br><b>(Care: corrosive)</b><br>Retain the mixture for use in <b>(iii)</b> . |                     |
| <b>(iii)</b> | Using a dropping pipette transfer 1 cm depth of the solution in <b>(ii)</b> into another test-tube.<br><br>Add 1 cm depth of water and shake the tube.                    |                     |

|     |  |
|-----|--|
| I   |  |
| II  |  |
| III |  |
| IV  |  |
| V   |  |

[5]

(e) From your observations in **(d)(i)** complete the equation below:



[1]

[Total: 15]

## Qualitative Analysis Notes

Key: [ ppt. = precipitate ]

## 1 Reactions of aqueous cations

| ion  | reaction with  |  |
|--|--|--|
|  | NaOH(aq)   | NH <sub>3</sub> (aq)   |
| aluminium,<br>Al <sup>3+</sup> (aq)            | white ppt.<br>soluble in excess  | white ppt.<br>insoluble in excess  |
| ammonium,<br>NH <sub>4</sub> <sup>+</sup> (aq) | no ppt.<br>ammonia produced on heating   |  |
| barium,<br>Ba <sup>2+</sup> (aq)               | no ppt. (if reagents are pure)   | no ppt.  |
| calcium,<br>Ca <sup>2+</sup> (aq)              | white ppt. with high [Ca <sup>2+</sup> (aq)]                                       | no ppt.  |
| chromium(III),<br>Cr <sup>3+</sup> (aq)        | grey-green ppt. soluble in excess<br>giving dark green solution                    | grey-green ppt.<br>insoluble in excess   |
| copper(II),<br>Cu <sup>2+</sup> (aq)           | pale blue ppt.<br>insoluble in excess  | blue ppt. soluble in excess<br>giving dark blue solution                           |
| iron(II),<br>Fe <sup>2+</sup> (aq)             | green ppt. turning brown on contact<br>with air<br>insoluble in excess             | green ppt. turning brown on contact<br>with air<br>insoluble in excess             |
| iron(III),<br>Fe <sup>3+</sup> (aq)            | red-brown ppt.<br>insoluble in excess  | red-brown ppt.<br>insoluble in excess  |
| lead(II),<br>Pb <sup>2+</sup> (aq)             | white ppt.<br>soluble in excess  | white ppt.<br>insoluble in excess  |
| magnesium,<br>Mg <sup>2+</sup> (aq)            | white ppt.<br>insoluble in excess  | white ppt.<br>insoluble in excess  |
| manganese(II),<br>Mn <sup>2+</sup> (aq)        | off-white ppt. rapidly turning brown<br>on contact with air<br>insoluble in excess | off-white ppt. rapidly turning brown<br>on contact with air<br>insoluble in excess |
| zinc,<br>Zn <sup>2+</sup> (aq)                 | white ppt.<br>soluble in excess  | white ppt.<br>soluble in excess  |

[Lead(II) ions can be distinguished from aluminium ions by the insolubility of lead(II) chloride.]

## 2 Reactions of anions

| <i>ion</i>                                | <i>reaction</i>  |
|---|--|
| carbonate,<br>$\text{CO}_3^{2-}$          | $\text{CO}_2$ liberated by dilute acids  |
| chromate(VI),<br>$\text{CrO}_4^{2-}$ (aq) | yellow solution turns orange with $\text{H}^+$ (aq);<br>gives yellow ppt. with $\text{Ba}^{2+}$ (aq);<br>gives bright yellow ppt. with $\text{Pb}^{2+}$ (aq)                               |
| chloride,<br>$\text{Cl}^-$ (aq)           | gives white ppt. with $\text{Ag}^+$ (aq) (soluble in $\text{NH}_3$ (aq));<br>gives white ppt. with $\text{Pb}^{2+}$ (aq)   |
| bromide,<br>$\text{Br}^-$ (aq)            | gives cream ppt. with $\text{Ag}^+$ (aq) (partially soluble in $\text{NH}_3$ (aq));<br>gives white ppt. with $\text{Pb}^{2+}$ (aq)   |
| iodide,<br>$\text{I}^-$ (aq)              | gives yellow ppt. with $\text{Ag}^+$ (aq) (insoluble in $\text{NH}_3$ (aq));<br>gives yellow ppt. with $\text{Pb}^{2+}$ (aq)   |
| nitrate,<br>$\text{NO}_3^-$ (aq)          | $\text{NH}_3$ liberated on heating with $\text{OH}^-$ (aq) and Al foil   |
| nitrite,<br>$\text{NO}_2^-$ (aq)          | $\text{NH}_3$ liberated on heating with $\text{OH}^-$ (aq) and Al foil;<br>$\text{NO}$ liberated by dilute acids<br>(colourless $\text{NO} \rightarrow$ (pale) brown $\text{NO}_2$ in air) |
| sulfate,<br>$\text{SO}_4^{2-}$ (aq)       | gives white ppt. with $\text{Ba}^{2+}$ (aq) or with $\text{Pb}^{2+}$ (aq) (insoluble in excess dilute strong acid)   |
| sulfite,<br>$\text{SO}_3^{2-}$ (aq)       | $\text{SO}_2$ liberated with dilute acids;<br>gives white ppt. with $\text{Ba}^{2+}$ (aq) (soluble in excess dilute strong acid)   |

## 3 Tests for gases

| <i>gas</i>                    | <i>test and test result</i>  |
|-------------------------------|--|
| ammonia, $\text{NH}_3$        | turns damp red litmus paper blue   |
| carbon dioxide, $\text{CO}_2$ | gives a white ppt. with limewater<br>(ppt. dissolves with excess $\text{CO}_2$ ) |
| chlorine, $\text{Cl}_2$       | bleaches damp litmus paper   |
| hydrogen, $\text{H}_2$        | “pops” with a lighted splint   |
| oxygen, $\text{O}_2$          | relights a glowing splint  |
| sulfur dioxide, $\text{SO}_2$ | turns acidified aqueous potassium dichromate(VI) from orange to green            |

Permission to reproduce items where third-party owned material protected by copyright is included has been sought and cleared where possible. Every reasonable effort has been made by the publisher (UCLES) to trace copyright holders, but if any items requiring clearance have unwittingly been included, the publisher will be pleased to make amends at the earliest possible opportunity.

University of Cambridge International Examinations is part of the Cambridge Assessment Group. Cambridge Assessment is the brand name of University of Cambridge Local Examinations Syndicate (UCLES), which is itself a department of the University of Cambridge.