



Please write clearly in block capitals.

Centre number

--	--	--	--	--

Candidate number

--	--	--	--

Surname

---

Forename(s)

---

Candidate signature

---

# A-level CHEMISTRY

Paper 2 Organic and Physical Chemistry

Tuesday 11 June 2019

Afternoon

Time allowed: 2 hours

## Materials

For this paper you must have:

- the Periodic Table/Data Sheet, provided as an insert (enclosed)
- a ruler with millimetre measurements
- a scientific calculator, which you are expected to use where appropriate.

## Instructions

- Use black ink or black ball-point pen.
- Fill in the boxes at the top of this page.
- Answer **all** questions.
- You must answer the questions in the spaces provided. Do **not** write outside the box around each page or on blank pages.
- All working must be shown.
- Do all rough work in this book. Cross through any work you do not want to be marked.

## Information

- The marks for questions are shown in brackets.
- The maximum mark for this paper is 105.

For Examiner's Use	
Question	Mark
1	
2	
3	
4	
5	
6	
7	
8	
9	
10	
11	
12	
13	
<b>TOTAL</b>	



J U N 1 9 7 4 0 5 2 0 1

IB/G/Jun19/E12

**7405/2**

Answer **all** questions in the spaces provided.

Do not write  
outside the  
box

0 1

This question is about amines.

0 1 . 1

Give an equation for the preparation of 1,6-diaminohexane by the reaction of 1,6-dibromohexane with an excess of ammonia.

[2 marks]

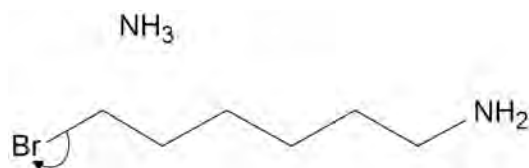
0 1 . 2

Complete the mechanism for the reaction of ammonia with 6-bromohexylamine to form 1,6-diaminohexane.

Suggest the structure of a cyclic secondary amine that can be formed as a by-product in this reaction.

[4 marks]

Mechanism



Cyclic secondary amine



**0 1 . 3**

1,6-Diaminohexane can also be formed in a two-stage synthesis starting from 1,4-dibromobutane.  
Suggest the reagent and a condition for each stage in this alternative synthesis.

**[3 marks]**

Stage 1 reagent and condition

---

Stage 2 reagent and condition

---

**0 1 . 4**

Explain why 3-aminopentane is a stronger base than ammonia.

**[2 marks]**

---

---

---

---

---

---

**0 1 . 5**

Justify the statement that there are no chiral centres in 3-aminopentane.

**[1 mark]**

---

---

---

---

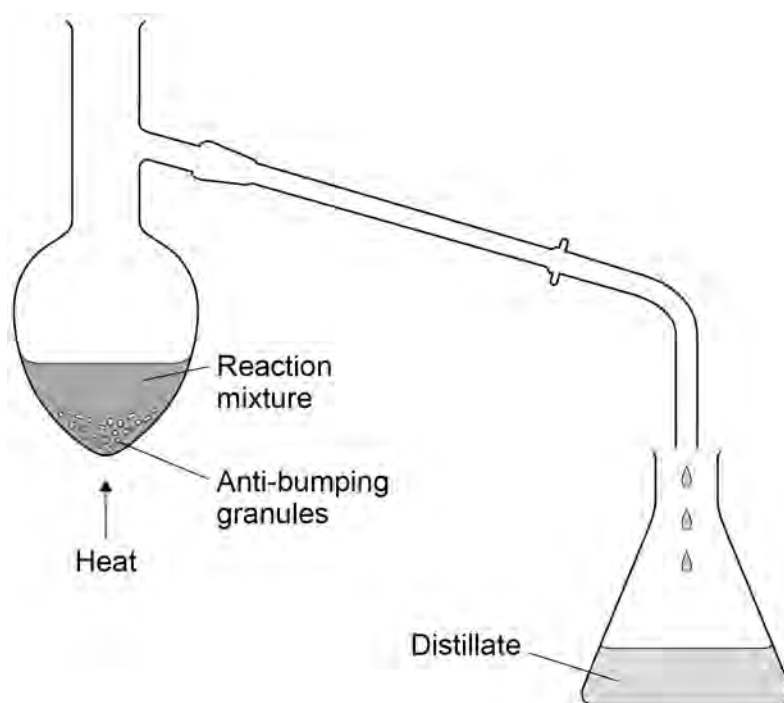
**12****Turn over for the next question****Turn over ►**

0 2

A student prepared cyclohexene by heating cyclohexanol with concentrated phosphoric acid. The cyclohexene produced was distilled off from the reaction mixture.

0 2 . 1

Complete the diagram of the apparatus used to distil the cyclohexene from the reaction mixture at 83 °C.

**[2 marks]**

0 2 . 2

The distillate was shaken with saturated sodium chloride solution. The cyclohexene was separated from the aqueous solution using a separating funnel.

State why cyclohexene can be separated from the aqueous solution using the separating funnel.

**[1 mark]**

---

---



0 2 . 3

The cyclohexene separated in Question 02.2 was obtained as a cloudy liquid. The student dried this cyclohexene by adding a few lumps of anhydrous calcium chloride and allowing the mixture to stand.

Give **one** observation that the student made to confirm that the cyclohexene was dry.

[1 mark]

---

---

0 2 . 4

In this preparation, the student added an excess of concentrated phosphoric acid to 14.4 g of cyclohexanol ( $M_r = 100.0$ ). The student obtained 4.15 cm<sup>3</sup> of cyclohexene ( $M_r = 82.0$ ). Density of cyclohexene = 0.810 g cm<sup>-3</sup>

Calculate the percentage yield of cyclohexene obtained.

Give your answer to the appropriate number of significant figures.

[5 marks]

% yield \_\_\_\_\_

Question 2 continues on the next page

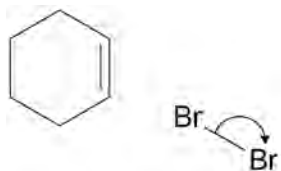
Turn over ►



0 2 . 5 Cyclohexene reacts with bromine.

Complete the mechanism for this reaction.

[3 marks]



Do not write  
outside the  
box

12



0	3
---	---

The outer layers of some golf balls are made from a polymer called polyisoprene. The isoprene monomer is a non-cyclic branched hydrocarbon that contains 88.2 % carbon by mass. The empirical formula of isoprene is the same as its molecular formula.

0	3	.	1
---	---	---	---

Deduce the molecular formula of isoprene and suggest a possible structure.

**[4 marks]**

Molecular formula \_\_\_\_\_

Structure

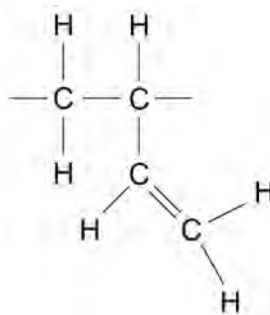
**Question 3 continues on the next page**

**Turn over ►**



0 3 . 2

The insides of some golf balls are made from a mixture of three other polymers. The repeating unit for one of these polymers is shown.



Draw the skeletal formula of the monomer used to make this polymer.

Give the IUPAC name of the monomer.

[2 marks]

Skeletal formula of monomer

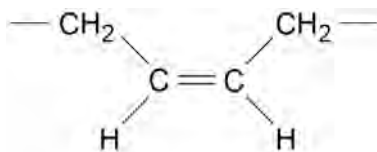
IUPAC name \_\_\_\_\_

Do not write  
outside the  
box





**0 3 . 3** A second polymer in the mixture has a repeating unit with the structure shown.



The third polymer in the mixture is a stereoisomer of this polymer.

Draw the structure of the repeating unit of the third polymer.

Give a reason why this type of stereoisomerism arises.

**[2 marks]**

Repeating unit

Reason \_\_\_\_\_  
\_\_\_\_\_  
\_\_\_\_\_

**0 3 . 4** Golf balls recovered from lakes and ponds can be used again even after being in water for several years.

Explain why these golf balls do not biodegrade.

**[1 mark]**

\_\_\_\_\_  
\_\_\_\_\_  
\_\_\_\_\_

9

**Turn over for the next question**

**Turn over ►**



0 4

Substances **P** and **Q** react in solution at a constant temperature. The initial rate of reaction was studied in three experiments by measuring the change in concentration of **P** over the first five seconds of the reaction. The data obtained are shown in **Table 1**.

Do not write  
outside the  
box

Table 1

Experiment	Time after mixing / s	Concentration / mol dm <sup>-3</sup>	
		P	Q
1	0	$1.00 \times 10^{-2}$	$1.25 \times 10^{-2}$
	5.0	$0.92 \times 10^{-2}$	not measured
2	0	$2.00 \times 10^{-2}$	$1.25 \times 10^{-2}$
	5.0	$1.84 \times 10^{-2}$	not measured
3	0	$0.50 \times 10^{-2}$	$2.50 \times 10^{-2}$
	5.0	$0.34 \times 10^{-2}$	not measured

0 4 . 1

Complete **Table 2** to show the initial rate of reaction of **P** in each experiment.

[1 mark]

Table 2

Experiment	Initial rate / mol dm <sup>-3</sup> s <sup>-1</sup>
1	$1.6 \times 10^{-4}$
2	
3	



0 4 . 2

Determine the order of reaction with respect to **P** and the order of reaction with respect to **Q**.

**[2 marks]**Order with respect to **P** \_\_\_\_\_Order with respect to **Q** \_\_\_\_\_

0 4 . 3

A reaction between substances **R** and **S** was second order with respect to **R** and second order with respect to **S**.

At a given temperature, the initial rate of reaction was  $1.20 \times 10^{-3} \text{ mol dm}^{-3} \text{ s}^{-1}$  when the initial concentration of **R** was  $1.00 \times 10^{-2} \text{ mol dm}^{-3}$  and the initial concentration of **S** was  $2.45 \times 10^{-2} \text{ mol dm}^{-3}$

Calculate a value for the rate constant,  $k$ , for the reaction at this temperature.  
Give the units for  $k$

**[3 marks]** $k$  \_\_\_\_\_ Units \_\_\_\_\_

6

Turn over ►



0	5
---	---

The rate constant,  $k$ , for a reaction varies with temperature as shown by the equation

$$k = Ae^{-E_a/RT}$$

For this reaction, at 25 °C,  $k = 3.46 \times 10^{-8} \text{ s}^{-1}$

The activation energy  $E_a = 96.2 \text{ kJ mol}^{-1}$

The gas constant  $R = 8.31 \text{ J K}^{-1} \text{ mol}^{-1}$

Calculate a value for the Arrhenius constant,  $A$ , for this reaction.

Give the units for  $A$ .

**[4 marks]**

Do not write  
outside the  
box

A \_\_\_\_\_ Units \_\_\_\_\_

4
---



0 6

This question is about isomers.

0 6 . 1

Give a reagent and observations for a test-tube reaction to distinguish between 2-methylbutan-1-ol and 2-methylbutan-2-ol.

**[3 marks]**

Reagent \_\_\_\_\_

\_\_\_\_\_

Observation with 2-methylbutan-1-ol \_\_\_\_\_

\_\_\_\_\_

Observation with 2-methylbutan-2-ol \_\_\_\_\_

\_\_\_\_\_

0 6 . 2

Compounds **A** and **B** both have the molecular formula  $C_4H_8Br_2$   
**A** has a singlet, a triplet and a quartet in its  $^1H$  NMR spectrum.  
**B** has only two singlets in its  $^1H$  NMR spectrum.

Draw a structure for each of **A** and **B**.**[2 marks]****A****B**

Question 6 continues on the next page

Turn over ►



06.3

Compounds **C** and **D** both have the molecular formula  $C_6H_3Br_3$   
**C** has two peaks in its  $^{13}C$  NMR spectrum.  
**D** has four peaks in its  $^{13}C$  NMR spectrum.

Draw a structure for each of **C** and **D**

[2 marks]

**C**

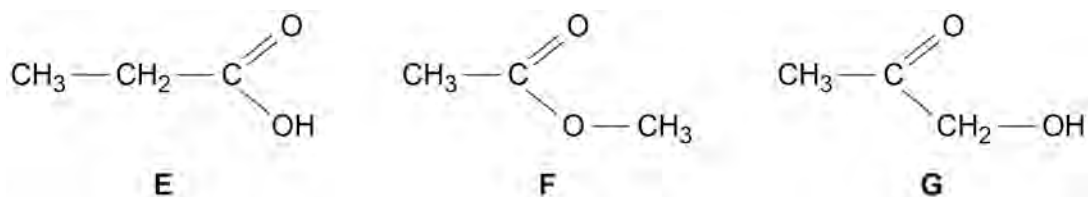
**D**

Do not write  
outside the  
box



**0 6 . 4** Compounds **E**, **F**, and **G** are isomers.

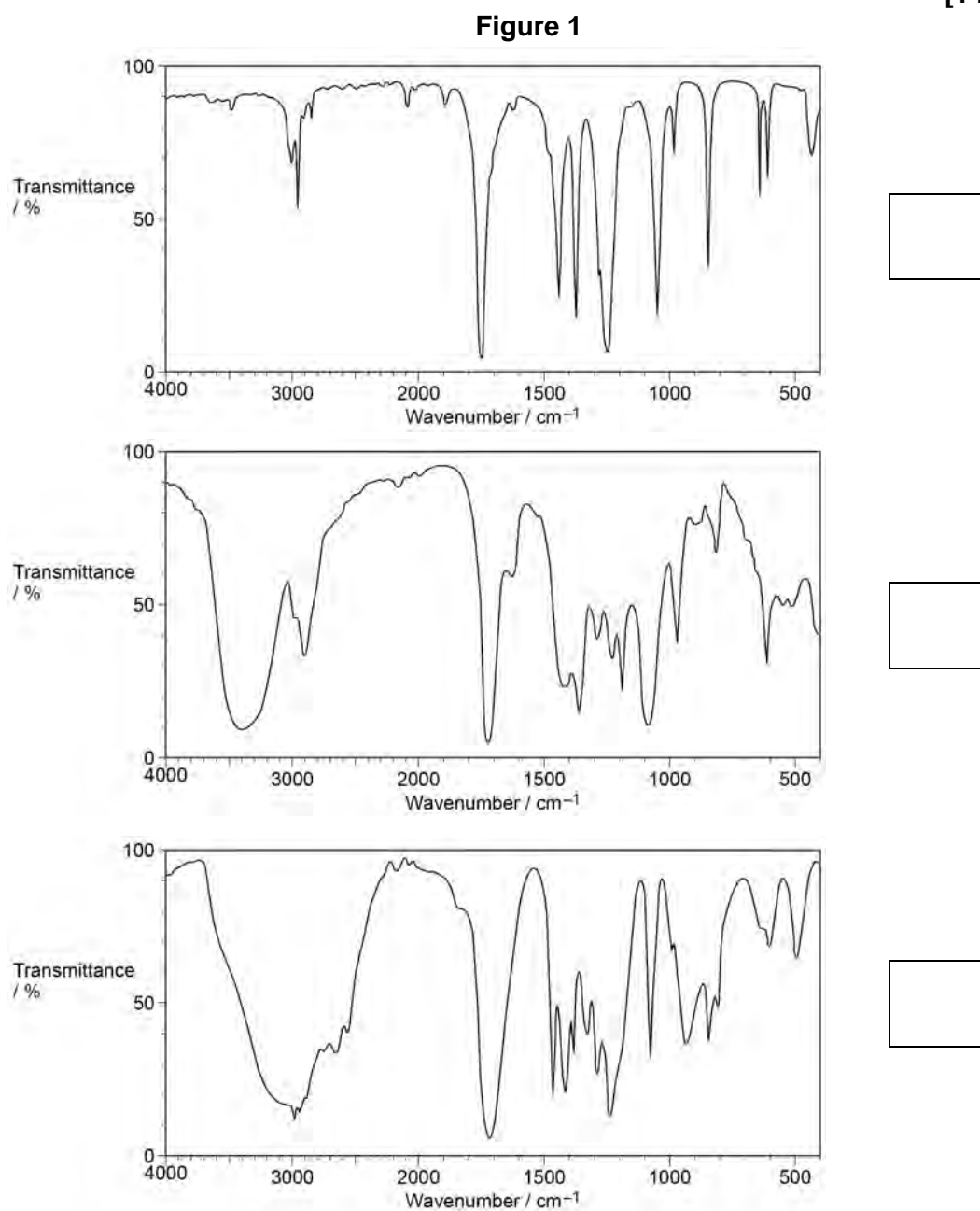
Do not write  
outside the  
box



**Figure 1** shows the infrared spectra of these isomers, but not necessarily in the same order.

Label each spectrum with the correct letter **E**, **F** or **G** in the box.

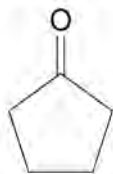
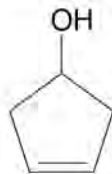
[1 mark]



Turn over ►



0 7

Isomers **X** and **Y** have the molecular formula  $C_5H_8O$ Isomer **X**Isomer **Y**

0 7 . 1

Give the IUPAC name for isomer **X**.

[1 mark]

---

0 7 . 2

Explain how and why isomers **X** and **Y** can be distinguished by comparing **each** of their

- boiling points
- $^{13}C$  NMR spectra
- infrared spectra.

Use data from Tables **A** and **C** in the Data Booklet in your answer.

[6 marks]

---

---

---

---

---

---

---

---

---

---

---

---

---

---

---

---

---

---

---

---

---

---

---

---

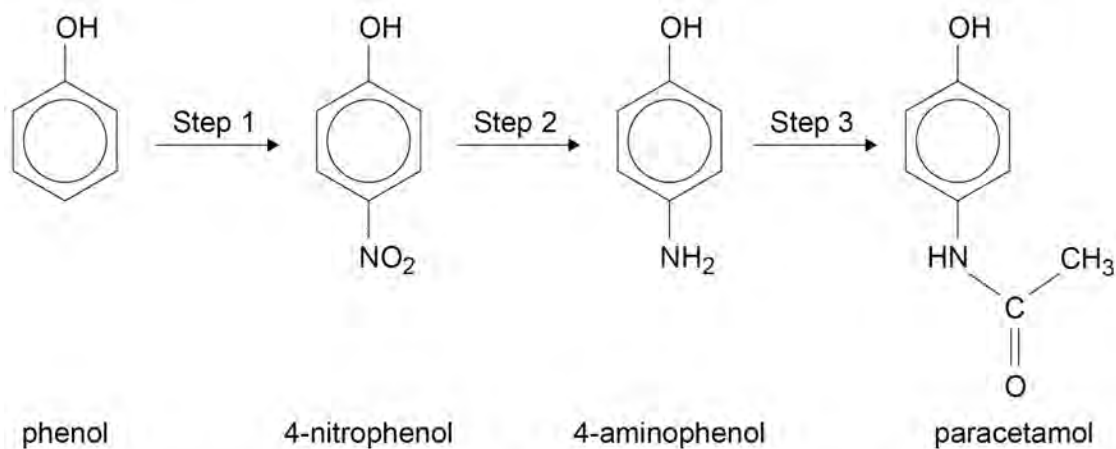






0 8

Paracetamol is a medicine commonly used to relieve mild pain. Traditionally, paracetamol has been made industrially in a three-step synthesis from phenol.



0 8 . 1

Name the mechanism of the reaction in Step 1.

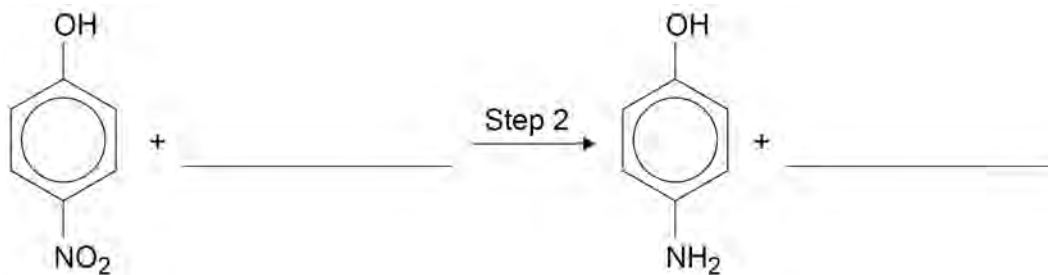
[1 mark]

---

0 8 . 2

Complete the equation for the reaction in Step 2.

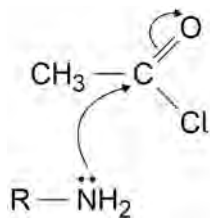
[1 mark]



**0 8 . 3** In theory, either ethanoyl chloride or ethanoic anhydride could be used in Step 3.

Complete the mechanism for the reaction of 4-aminophenol with ethanoyl chloride.  $\text{RNH}_2$  is used to represent 4-aminophenol in this mechanism.

**[2 marks]**



**0 8 . 4** In practice, ethanoic anhydride is used in the industrial synthesis rather than ethanoyl chloride.

Give **one** reason why ethanoyl chloride is **not** used in the industrial synthesis.

**[1 mark]**

---

---

**Question 8 continues on the next page**

**Turn over ►**



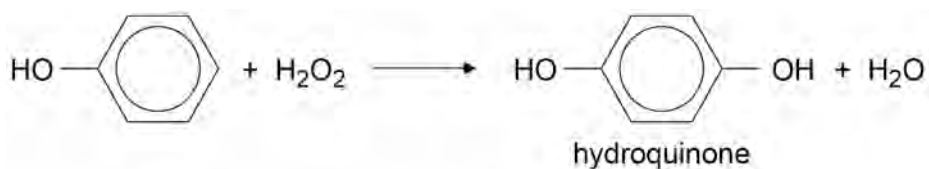
**0 8 . 5** In Step 3 other aromatic products are formed as well as paracetamol.

Draw the structure of **one** of these other aromatic products.

[1 mark]

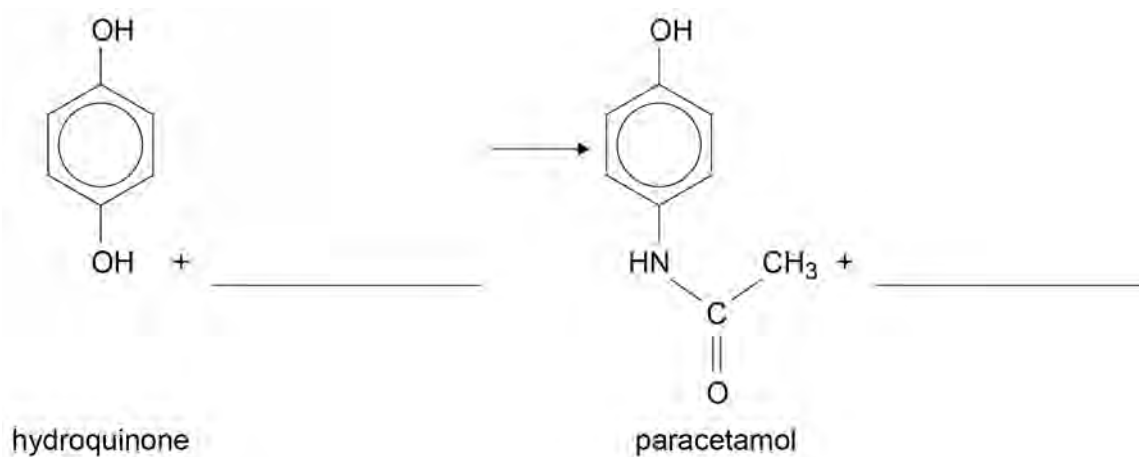
**0 8 . 6** Chemists have recently developed a two-step process to produce paracetamol from phenol.

In the first step, phenol is oxidised to hydroquinone.



In the second step, hydroquinone reacts with ammonium ethanoate to form paracetamol.

Complete the equation for this second step.



[1 mark]



Do not write  
outside the  
box

0 8 . 7

Calculate the mass, in kg, of hydroquinone ( $M_r = 110.0$ ) needed to produce 250 kg of paracetamol.

[3 marks]

Mass \_\_\_\_\_ kg

10

Turn over for the next question

Turn over ►

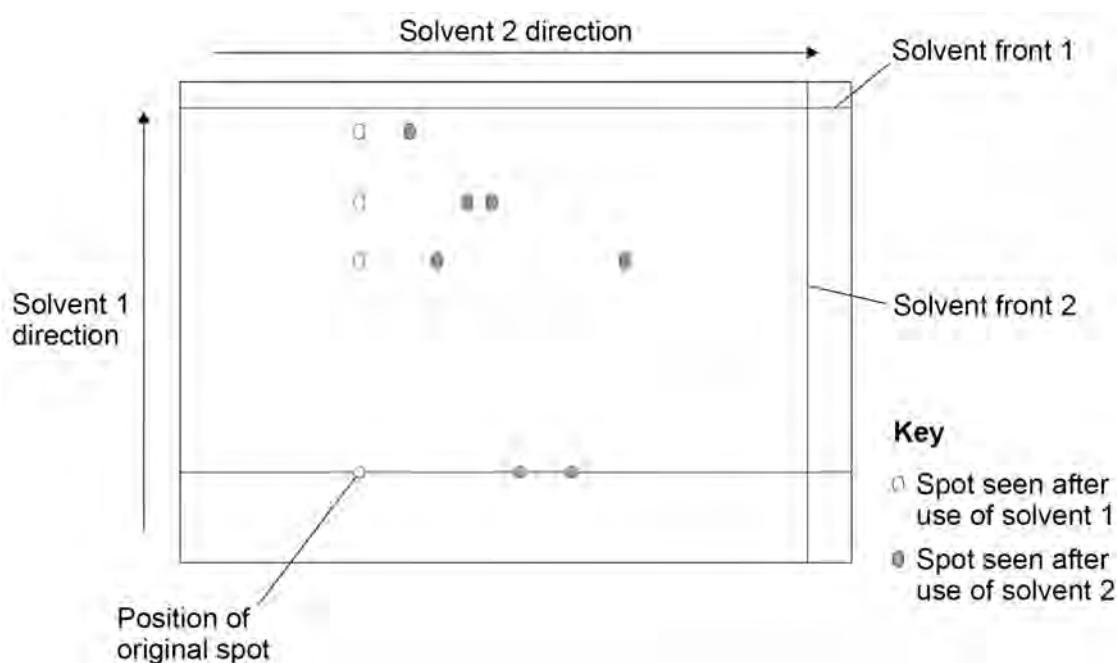


0 9

This question is about thin-layer chromatography (TLC).

- A protein was hydrolysed to form a mixture of amino acids.
- A spot of this mixture was added to a TLC plate and the plate placed vertically in a small volume of solvent 1.
- When the solvent front reached nearly to the top of the plate, the plate was removed and allowed to dry.
- The plate was turned anticlockwise through  $90^\circ$  and placed vertically in a small volume of solvent 2.
- When the solvent front reached nearly to the top of the plate, the plate was again removed and allowed to dry.
- **Figure 2** shows the final TLC plate.

**Figure 2**



0 9 . 1

Suggest a suitable reagent for the hydrolysis of a protein.

[1 mark]

---



---



Do not write  
outside the  
box

0 9 . 2

Suggest how the positions of the amino acids on the TLC plate were located.

[1 mark]

---

---

0 9 . 3

Deduce the minimum number of amino acids present in the original mixture.

[1 mark]

---

---

0 9 . 4

Suggest why it was necessary to use two different solvents.

[1 mark]

---

---

4

Turn over for the next question

Turn over ►



**1 0**

Some compounds with different molecular formulas have the same relative molecular mass to the nearest whole number.

**1 0 . 1**

A dicarboxylic acid has a relative molecular mass of 118, to the nearest whole number.

Deduce the molecular formula of the acid.

**[3 marks]**

Molecular formula \_\_\_\_\_

**1 0 . 2**

A student dissolved some of the dicarboxylic acid from Question **10.1** in water and made up the solution to 250 cm<sup>3</sup> in a volumetric flask. In a titration, a 25.0 cm<sup>3</sup> sample of the acid solution needed 21.60 cm<sup>3</sup> of 0.109 mol dm<sup>-3</sup> sodium hydroxide solution for neutralisation.

Calculate the mass, in g, of the dicarboxylic acid used.  
Give your answer to the appropriate number of significant figures.

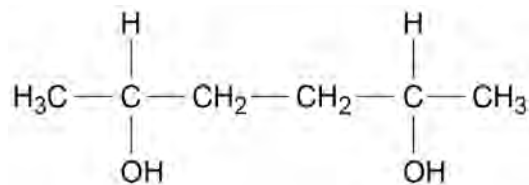
**[4 marks]**

Mass \_\_\_\_\_ g





- 1 0 . 3** Compounds with molecular formula  $C_6H_{14}O_2$  also have a relative molecular mass of 118 to the nearest whole number. These include the diol shown.



Deduce the number of peaks in the  $^1\text{H}$  NMR spectrum of this diol.

[1 mark]

---

- 1 0 . 4** Draw the structure of a different diol also with molecular formula  $C_6H_{14}O_2$  that has a  $^1\text{H}$  NMR spectrum that consists of two singlet peaks.

[1 mark]

- 1 0 . 5** The dicarboxylic acid in question **10.1** and the isomers of  $C_6H_{14}O_2$  in Questions **10.3** and **10.4** all have a relative molecular mass of 118

State why the dicarboxylic acid can be distinguished from the two diols by high resolution mass spectrometry using electrospray ionisation.

[1 mark]

---



---



---

10

Turn over for the next question

Turn over ►



1 1

This question is about esters including biodiesel.

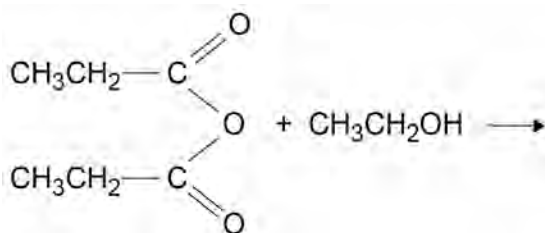
1 1 . 1

An ester is formed by the reaction of an acid anhydride with  $\text{CH}_3\text{CH}_2\text{OH}$

Complete the equation. In your answer show clearly the structure of the ester.  
Give the IUPAC name of the ester.

**[3 marks]**

Equation



Name of ester \_\_\_\_\_

1 1 . 2

In a reaction to form biodiesel, one mole of a vegetable oil reacts with an excess of methanol to form two moles of an ester with molecular formula  $\text{C}_{19}\text{H}_{34}\text{O}_2$  and one mole of an ester with molecular formula  $\text{C}_{19}\text{H}_{36}\text{O}_2$

Draw the structure of the vegetable oil showing clearly the ester links.

You should represent the hydrocarbon chains in the form  $\text{C}_x\text{H}_y$  where  $x$  and  $y$  are the actual numbers of carbon and hydrogen atoms.

**[2 marks]**

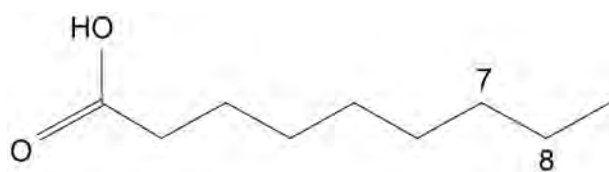
**1 1 . 3** The compound  $C_{19}H_{34}O_2$  is the methyl ester of *Z,Z*-octadeca-9,12-dienoic acid.

Part of the structure of the acid is shown.

Complete the skeletal formula to show the next part of the hydrocarbon chain to carbon atom number 14.

In your answer, show the *Z* stereochemistry around both  $C=C$  double bonds.

**[2 marks]**



**1 1 . 4** Give an equation for the complete combustion of the ester  $C_{19}H_{34}O_2$

**[1 mark]**

---

**Question 11 continues on the next page**

**Turn over ►**

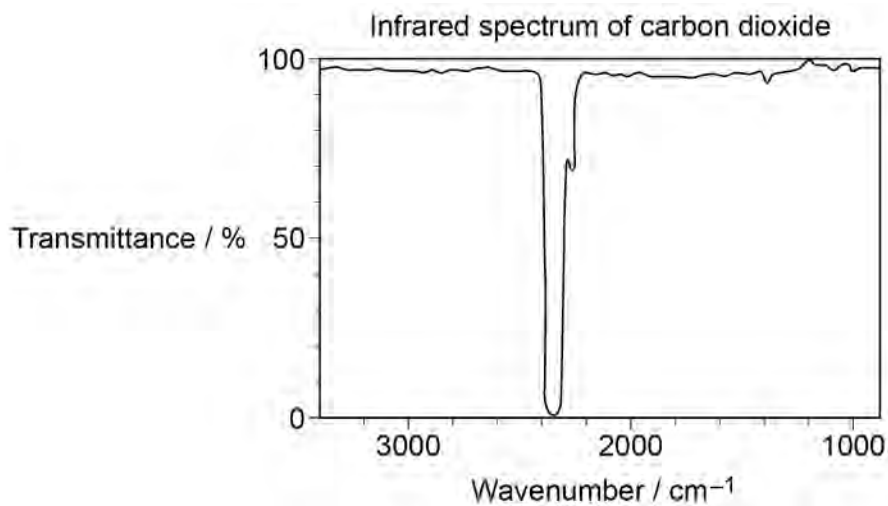


1 1 . 5

Combustion of biodiesel produces greenhouse gases such as carbon dioxide that cause global warming.

Part of the infrared spectrum of carbon dioxide is shown in **Figure 3**.

**Figure 3**



State how the infrared spectrum of carbon dioxide in **Figure 3** is **not** what you might predict from the data provided in **Table A** in the Data Booklet.

[1 mark]

---

---

---

1 1 . 6

Explain how carbon dioxide causes global warming.

[2 marks]

---

---

---

---

---

---

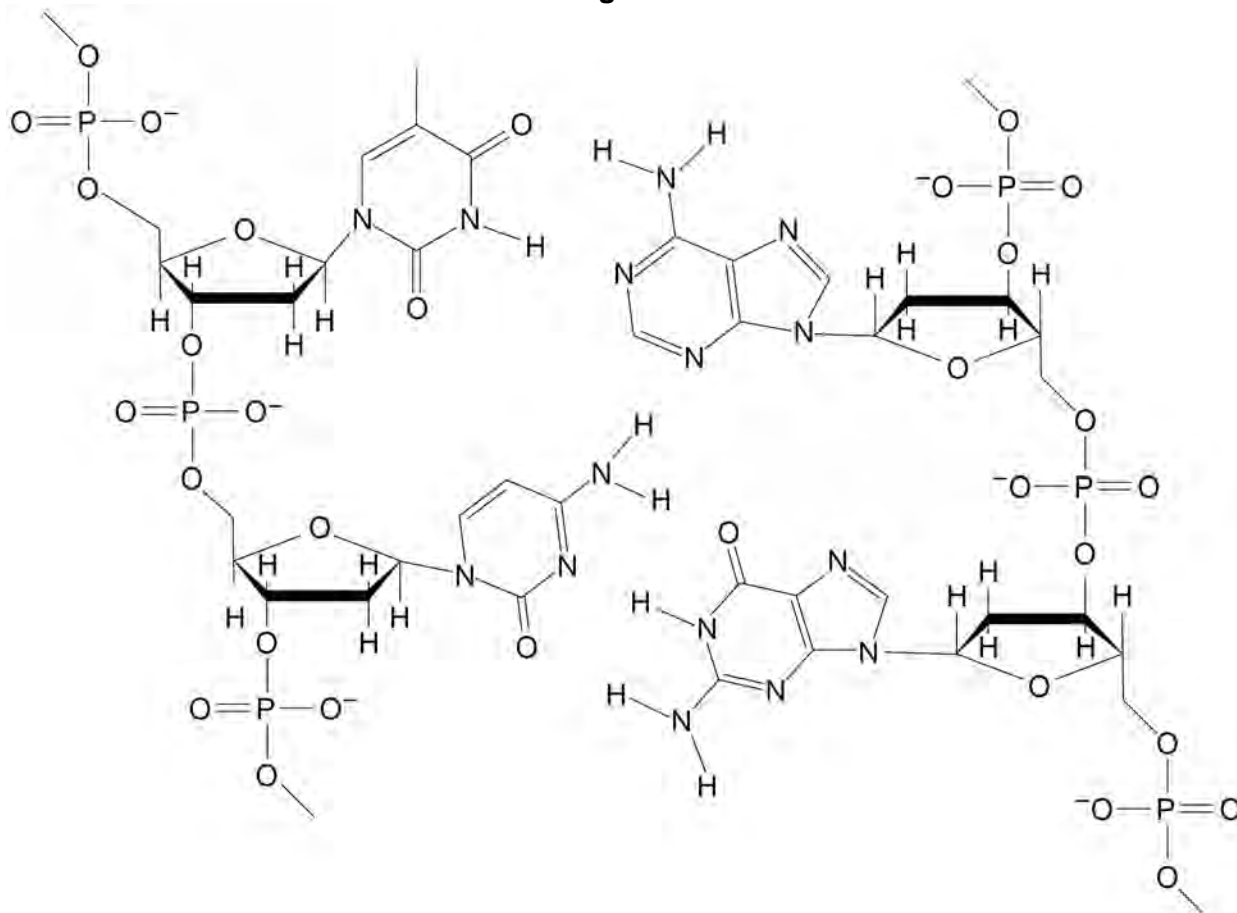
---



1 2

Figure 4 shows two complementary strands in part of a DNA double helix structure.

Figure 4



1 2 . 1

Draw all the hydrogen bonds between the complementary strands shown in Figure 4.

Use dashed lines to show the hydrogen bonds.

You do **not** need to show lone pairs of electrons or partial charges.

[2 marks]

1 2 . 2

Draw a ring around each of the component parts that make up the cytosine nucleotide in the section of DNA shown in Figure 4.

[2 marks]

1 2 . 3

State the meaning of the term complementary when it is used to refer to DNA strands.

[1 mark]

---



---



---

5

Turn over ►



**1 3**

Aqueous  $\text{NaBH}_4$  reduces aldehydes but does not reduce alkenes.

**1 3 . 1**

Show the first step of the mechanism of the reaction between  $\text{NaBH}_4$  and 2-methylbutanal.

You should include two curly arrows.

Explain why  $\text{NaBH}_4$  reduces 2-methylbutanal but has no reaction with 2-methylbut-1-ene.

**[5 marks]**

First step of mechanism

Explanation \_\_\_\_\_

\_\_\_\_\_

\_\_\_\_\_

\_\_\_\_\_

\_\_\_\_\_

\_\_\_\_\_

**1 3 . 2**

A student attempted to reduce a sample of 2-methylbutanal but added insufficient  $\text{NaBH}_4$

The student confirmed that the reduction was incomplete by using a chemical test.

Give the reagent and observation for the chemical test.

**[2 marks]**

Reagent \_\_\_\_\_

\_\_\_\_\_

Observation \_\_\_\_\_

\_\_\_\_\_

**7****END OF QUESTIONS**

**There are no questions printed on this page**

*Do not write  
outside the  
box*

**DO NOT WRITE ON THIS PAGE  
ANSWER IN THE SPACES PROVIDED**



**There are no questions printed on this page**

*Do not write  
outside the  
box*

**DO NOT WRITE ON THIS PAGE  
ANSWER IN THE SPACES PROVIDED**

**Copyright information**

For confidentiality purposes, from the November 2015 examination series, acknowledgements of third-party copyright material will be published in a separate booklet rather than including them on the examination paper or support materials. This booklet is published after each examination series and is available for free download from [www.aqa.org.uk](http://www.aqa.org.uk) after the live examination series.

Permission to reproduce all copyright material has been applied for. In some cases, efforts to contact copyright-holders may have been unsuccessful and AQA will be happy to rectify any omissions of acknowledgements. If you have any queries please contact the Copyright Team, AQA, Stag Hill House, Guildford, GU2 7XJ.

Copyright © 2019 AQA and its licensors. All rights reserved.

