

Q1. Charles Darwin proposed the theory of natural selection.

Many people at the time did not accept his theory.

- (a) There was a different theory at the same time as Darwin's theory.

The different theory said that changes in an organism during its life could be inherited.

Who proposed this theory?

.....

(1)

- (b) Studying fossils helps scientists understand how living things have evolved.

The diagram below shows a fossilised snake.



© Peter Menzel/Science Photo Library

Explain how the fossil in the diagram above may have formed.

.....
.....
.....
.....
.....
.....

(3)

(c) There are many types of rat snake in the world.

The table below shows two types of rat snake.



Type of snake	Japanese rat snake	Texas rat snake
Colour of snake	Green	Pale brown
Type of environment	Grass	Dry and dusty

The different types of rat snake have evolved from similar ancestors.

The rat snakes have evolved to to suit their environments.

Explain how the Japanese rat snake evolved to be different from the Texas rat snake.

.....

.....

.....

.....

.....

.....

.....

.....

(4)

(d) Many species of snake have become extinct.

Give **one** reason why a species might become extinct.

.....
.....

(1)
(Total 9 marks)

Q2. Many different types of animals are produced using selective breeding.

Some cats are selectively bred so that they do not cause allergies in people.

(a) Suggest **two other** reasons why people might selectively breed cats.

1

.....

2

.....

(2)

(b) Selective breeding could cause problems of inbreeding in cats.

Describe **one** problem inbreeding causes.

.....

(1)

(c) Many people have breathing problems because they are allergic to cats.

The allergy is caused by a chemical called Fel D1.

Different cats produce different amounts of Fel D1.

A cat has been bred so that it does not produce Fel D1.

The cat does **not** cause an allergic reaction.

Explain how the cat has been produced using selective breeding.

.....
.....

.....

.....

.....

.....

.....

.....

(4)
(Total 7 marks)

Q3.(a) Which of the following is the **best** definition of a species?

Tick (✓) **one** box.

Organisms with many features in common

Organisms that live in the same habitat and eat the same food

Organisms that reproduce together to form fertile offspring

(1)

(b) **Figure 1** is a photograph of the Grand Canyon.

The layers of rock contain fossils.

Figure 1



© Sumikophoto/iStock/Thinkstock

Scientists found five fossils of different species of animal, **P**, **Q**, **R**, **S** and **T**, at the positions shown in **Figure 1**.

- (i) What is the evidence in **Figure 1** that animals **P** and **Q** were alive at the same time?

.....
.....

(1)

- (ii) Was animal **R** alive at an earlier time or at a later time than animals **P** and **Q**?

Give the reason for your answer.

.....
.....

(1)

- (iii) Which **two** of the following would be evidence that animal **T** may have evolved from animal **S**?

Tick (✓) **two** boxes.

The fossils of animals **S** and **T** have many features in common, but **T** is more complex than **S**.

The fossils of animals **S** and **T** are the same size.

The fossils of animals **S** and **T** have the same skin colour.

The fossil of animal **S** was found in a deeper layer of rock than the fossil of animal **T**.

The fossil of animal **T** is more similar to the fossil of animal **R** than to the fossil of animal **S**.

(2)

(c) **Figure 2** shows two species of ground squirrel, **W** and **X**.

Figure 2

Squirrel W



Squirrel X



Squirrel **W** lives on the high ground to the south of the Grand Canyon.

Squirrel **X** lives on the high ground to the north of the Grand Canyon.

The land to the north of the Grand Canyon is about 300 metres higher than the land

Q4. Glyphosate is a herbicide.

Crop plants have been genetically modified to make them resistant to glyphosate.

(a) Why is it an advantage to make crop plants resistant to glyphosate?

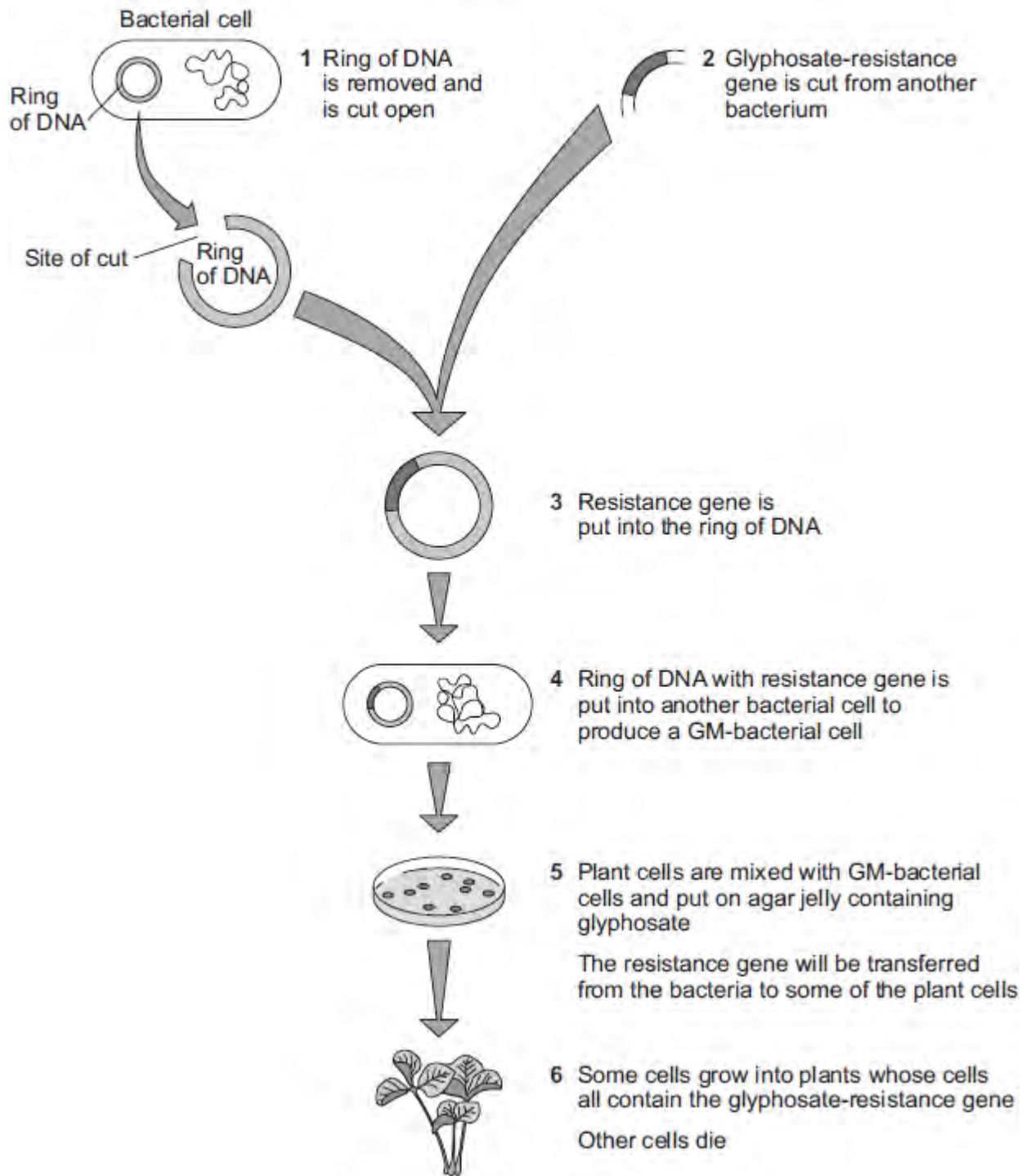
.....
.....
.....
.....
.....
.....
.....

(3)

(b) **Figure 1** shows how scientists produce genetically modified (GM) crop plants.

The scientists use a GM-bacterium that can invade plant cells.

Figure 1



- (i) The ring of DNA shown in **Figure 1** acts as a vector for the resistance gene.

What is the scientific name for this ring of DNA?

.....

(1)

(ii) At step **1** in **Figure 1**, the ring of DNA is cut open.

How do scientists cut open the ring of DNA?

.....
.....

(1)

(iii) At step **5** in **Figure 1**, plant cells and GM-bacteria are put on agar containing glyphosate.

Explain why the scientists add glyphosate to the agar.

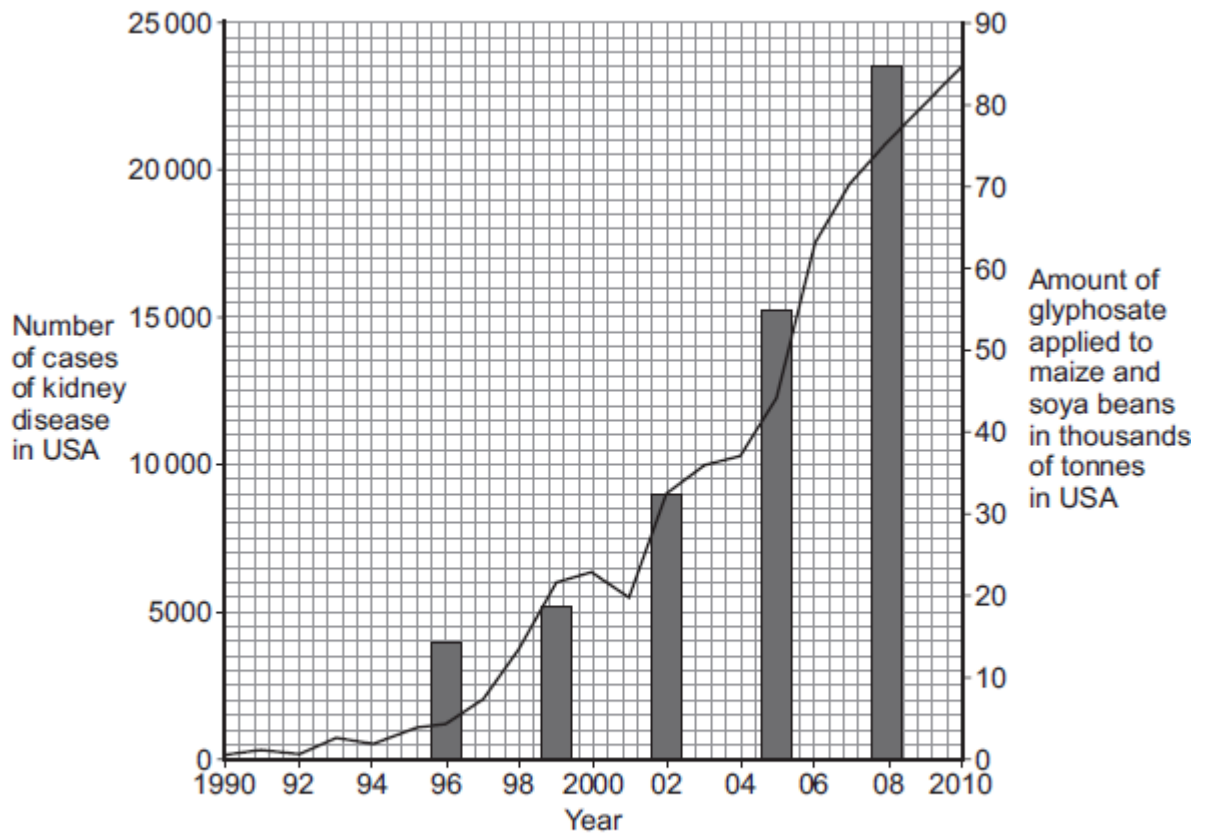
.....
.....
.....
.....

(2)

(c) Some people disagree with the use of GM herbicide-resistant crop plants.

Figure 2 shows data published on a website in 2013.

Figure 2



Key

- Number of cases of kidney disease
- Glyphosate applied to maize and soya beans

A journalist used the data to claim: 'Scientists show that GM crops cause kidney disease in humans.'

Use information from **Figure 2** to evaluate the evidence for this claim.

.....

.....

.....

.....

.....

.....

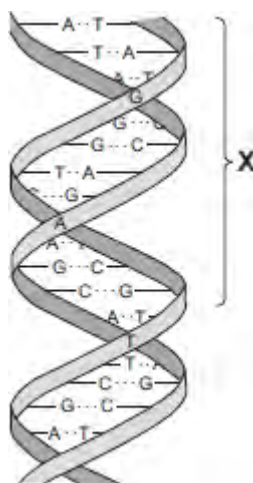
.....

.....

.....

.....

Q5. The diagram shows part of a DNA molecule.



- (a) (i) In which part of an animal cell is DNA found?

.....

(1)

- (ii) Complete the following sentence.

The letters **A**, **C**, **G** and **T** in the diagram represent four different compounds called

(1)

- (iii) One strand of the DNA, in the section labelled **X**, contains the following sequence of these compounds:

T A T G G G T C T T C G

How many amino acids would this section of the DNA code for?

(1)

- (iv) The section of DNA described in part (a) (iii) is a small part of a gene. The sequence of compounds **A**, **C**, **G** and **T** in the gene is important. Explain why.

.....
.....
.....
.....

(2)

- (b) *Read the following information about genetic engineering.*

The caterpillar of the European Corn Borer moth feeds on the fruits of maize (sweet corn). There is a chemical called Bt-toxin which is poisonous to the corn borer caterpillar but not to humans.

Scientists carried out the following steps.

1. The Scientists made a bacterial plasmid to which they added two genes:
 - **Bt** gene, which coded for production of the Bt-toxin
 - **kan^r** gene, which coded for resistance to an antibiotic called kanamycin.
2. They used this plasmid to produce genetically modified bacteria which could invade plant cells.
3. They mixed these genetically modified bacteria with pieces cut from maize leaves.
4. They placed the pieces of maize leaf on agar jelly in a Petri dish. The agar jelly contained the antibiotic, kanamycin. The kanamycin killed most of the pieces of maize leaf, but a few survived.
5. They took some cells from the surviving pieces of maize leaf and grew them in tissue culture.

The result was maize plants that now contained the **Bt** gene, as well as the **kan^r** gene, in all of their cells.

- (i) What is a **plasmid** (Step 1)?

.....
.....

.....
.....

(2)

(ii) Why did the scientists add **kanamycin** to the agar jelly (Step 4)?

.....
.....
.....
.....

(2)

(iii) The scientists grew each Bt-maize plant from a single cell which contained the **Bt** gene.

Explain why **all** the cells in the Bt-maize plant contained the **Bt** gene.

.....
.....
.....
.....

(2)

(iv) Kanamycin is an antibiotic.

Some scientists are concerned that the gene for kanamycin resistance has been put into maize.

Suggest why.

.....
.....
.....
.....
.....

.....
(2)
(Total 13 marks)