

**Q1.**Some infections are caused by bacteria.

- (a) The genetic material is arranged differently in the cells of bacteria compared with animal and plant cells.

Describe **two** differences.

.....

.....

.....

.....

(2)

- (b) Tuberculosis (TB) is an infection caused by bacteria.

The table below shows the number of cases of TB in different regions of southern England from 2000–2011.

**Number of cases of TB per 100 000 people**

Year	London	South East	South West
2000	37	5	3
2001	36	6	4
2002	42	6	6
2003	42	7	4
2004	42	7	5
2005	49	8	5
2006	44	8	3
2007	43	8	5
2008	44	8	5
2009	44	9	6
2010	42	9	5
2011	45	10	5

(i) How does the number of cases of TB for London compare with the rest of southern England?

.....  
.....  
.....

(1)

(ii) Describe the pattern in the data for cases of TB in the South East.

.....  
.....

(1)

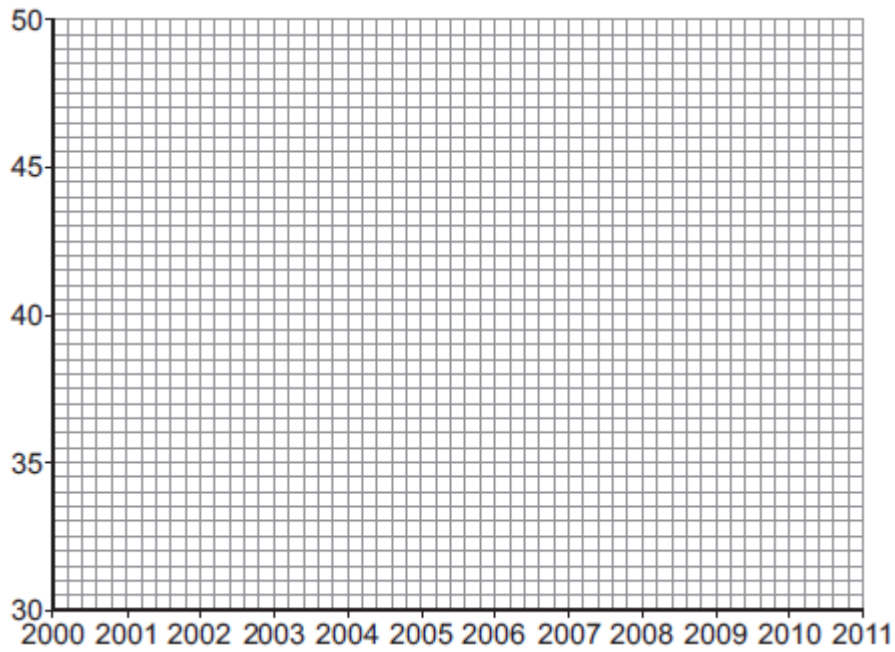
(iii) Describe the pattern in the data for cases of TB in the South West.

.....  
.....  
.....  
.....

(2)

(c) (i) On the graph paper below:

- plot the number of cases of TB in **London**
- label both the axes on the graph
- draw a line of best fit.



(4)

(ii) Suggest why a student thought the value for 2005 in London was anomalous.

.....  
 .....

(1)

(d) People can be vaccinated against TB.

Suggest how a vaccination programme would reduce the number of people with TB.

Details of how a vaccine works are **not** required.

.....  
 .....

(2)

(Total 13 marks)

**Q2.**A student is given a tube containing a liquid nutrient medium. The medium contains one type of bacterium.

- (a) *In this question you will be assessed on using good English, organising information clearly and using specialist terms where appropriate.*

The student is told to grow some of the bacteria on agar jelly in a Petri dish.

Describe how the student should prepare an uncontaminated culture of the bacterium in the Petri dish.

You should explain the reasons for each of the steps you describe.

.....

.....

.....

.....

.....

.....

.....

.....

.....

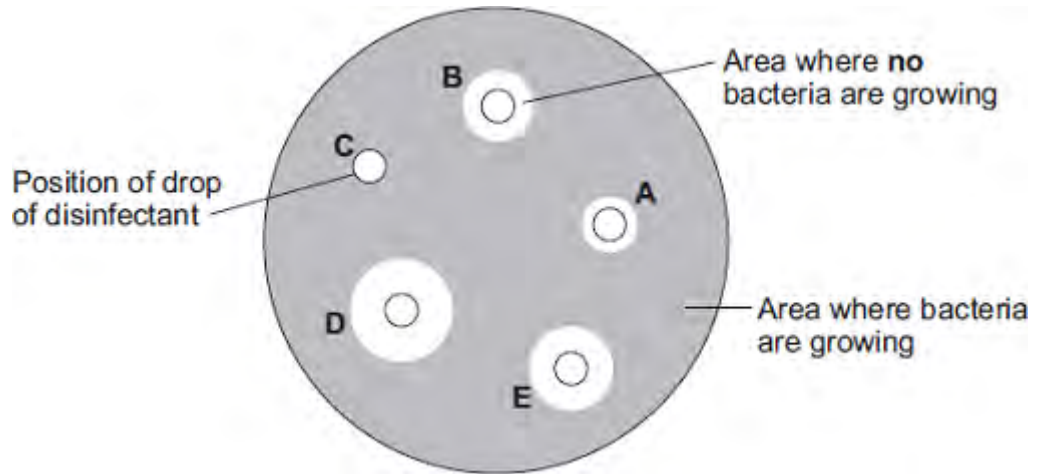
.....

.....

**(6)**

- (b) After the culture had been prepared, the student added one drop of each of five disinfectants, **A**, **B**, **C**, **D** and **E**, onto the culture.

The diagram shows the appearance of the Petri dish 3 days later.



- (i) There are areas on the agar jelly where **no** bacteria are growing.  
Why?

.....  
.....

(1)

- (ii) The student concluded that disinfectant **D** would be the best for using around the home.

Give **one** reason why the student might be correct.

.....  
.....  
.....

Give **one** reason why the student might **not** be correct.

.....  
.....  
.....

(2)

(Total 9 marks)

**Q3.**The MMR vaccine is used to protect against measles.

- (a) Apart from measles, which **two** other diseases does the MMR vaccine protect against?

..... and .....

(1)

- (b) Read the information.

Measles is a dangerous disease caused by a virus.  
Normally, MMR vaccinations are given at 1 year old and again at 4 years old.  
Each vaccination is 90% effective in protecting against the measles virus.

In April 2013, there were 630 cases of measles in children aged 4 and over in a small area of the UK. Of these cases, 504 children had not been vaccinated against MMR at all and only a few had been given a second vaccination.

- (i) Calculate the percentage of the children who caught measles in April 2013 who had **not** been vaccinated against MMR.

.....  
.....  
.....

Percentage = .....

(2)

- (ii) Suggest **one** advantage to the population as a whole of children having the second MMR vaccination.

.....

(1)

- (c) (i) What does a vaccine contain?

.....  
.....

(1)

(ii) Explain how a vaccination prevents infection.

.....  
.....  
.....  
.....  
.....  
.....  
.....  
.....

(3)

(d) (i) Antibiotics can only be used to treat some infections.

Explain why antibiotics **cannot** be used to treat measles.

.....  
.....  
.....  
.....

(2)

(ii) Why do antibiotics become less useful at treating an infection if the antibiotic is overused?

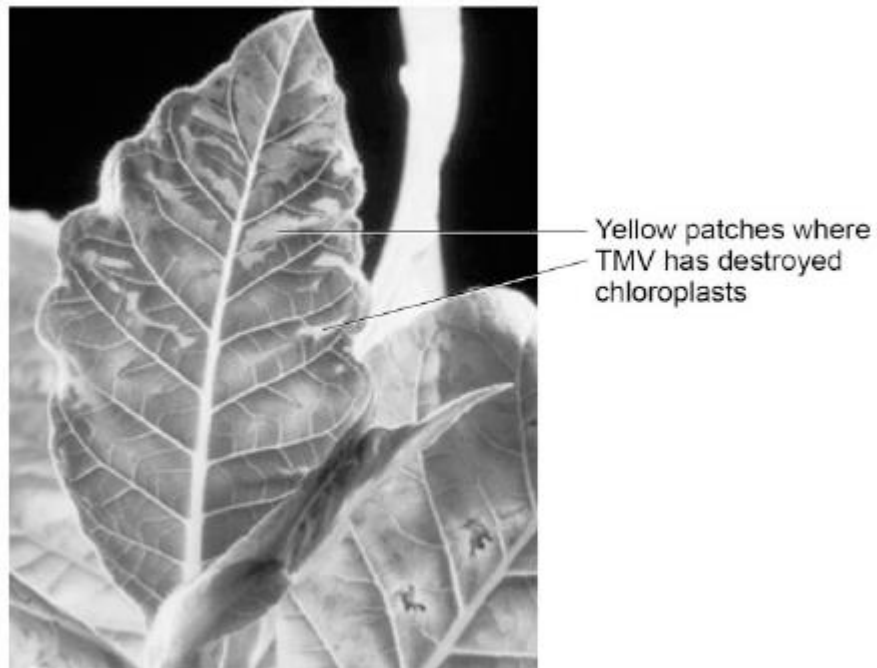
.....  
.....

(1)

(Total 11 marks)

**Q4.** Tobacco mosaic virus (TMV) is a disease affecting plants.

The diagram below shows a leaf infected with TMV.



© Nigel Cattlin/Visuals Unlimited/Getty Images

- (a) All tools should be washed in disinfectant after using them on plants infected with TMV.

Suggest why.

.....  
.....

(1)

- (b) Scientists produced a single plant that contained a TMV-resistant gene.

Suggest how scientists can use this plant to produce **many** plants with the TMV-resistant gene.

.....  
.....

(1)

- (c) Some plants produce fruits which contain glucose.



Describe how you would test for the presence of glucose in fruit.

.....  
.....  
.....  
.....

(2)

(d) TMV can cause plants to produce less chlorophyll.

This causes leaf discoloration.

Explain why plants with TMV have stunted growth.

.....  
.....  
.....  
.....  
.....  
.....  
.....  
.....  
.....  
.....  
.....

(4)

(Total 8 marks)

**Q5.**Microorganisms cause infections.

The human body has many ways of defending itself against microorganisms.

(a) Describe **two** ways the body prevents the entry of microorganisms.

1 .....

.....

2 .....

.....

**(2)**

(b) In 2014 the Ebola virus killed almost 8000 people in Africa.

Drug companies have developed a new drug to treat Ebola.

Explain what testing must be done before this new drug can be used to treat people.

.....

.....

.....

.....

.....

.....

.....

.....

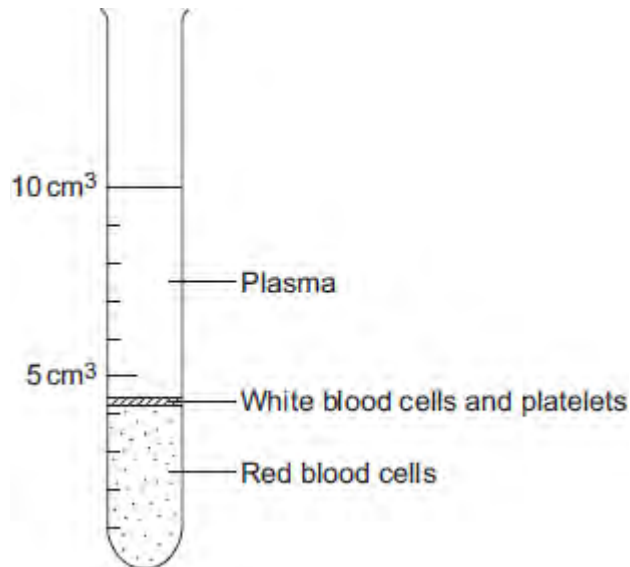
.....

.....

**(6)**  
**(Total 8 marks)**

**Q6.** The parts of the blood can be separated from each other by spinning the blood in a centrifuge.

The image below shows the separated parts of a 10 cm<sup>3</sup> blood sample.



(a) Calculate the percentage of the blood that is made up of plasma.

.....  
 .....

Answer = ..... %

(2)

(b) Name **three** chemical substances transported by the plasma.

1.....  
 2.....  
 3.....

(3)

(c) **In this question you will be assessed on using good English, organising information clearly and using specialist terms where appropriate.**

White blood cells are part of the immune system. White blood cells help the body to defend itself against pathogens.

Describe how pathogens cause infections **and** describe how the immune system

defends the body against these pathogens.

.....

.....

.....

.....

.....

.....

.....

.....

.....

.....

.....

**(6)**  
**(Total 11 marks)**