

Please check the examination details below before entering your candidate information

Candidate surname					Other names			
Pearson Edexcel		Centre Number			Candidate Number			
International GCSE (9–1)		<input type="text"/>	<input type="text"/>	<input type="text"/>	<input type="text"/>	<input type="text"/>	<input type="text"/>	<input type="text"/>
Tuesday 12 May 2020								
Afternoon (Time: 2 hours)					Paper Reference 4BI1/1B 4SD0/1B			
Biology								
Unit: 4BI1								
Science (Double Award) 4SD0								
Paper: 1B								
You must have: Calculator, ruler							Total Marks	

Instructions

- Use **black** ink or ball-point pen.
- **Fill in the boxes** at the top of this page with your name, centre number and candidate number.
- Answer **all** questions.
- Answer the questions in the spaces provided
– *there may be more space than you need.*
- Show all the steps in any calculations and state the units.
- Some questions must be answered with a cross in a box . If you change your mind about an answer, put a line through the box and then mark your new answer with a cross .

Information

- The total mark for this paper is 110.
- The marks for **each** question are shown in brackets
– *use this as a guide as to how much time to spend on each question.*

Advice

- Read each question carefully before you start to answer it.
- Write your answers neatly and in good English.
- Try to answer every question.
- Check your answers if you have time at the end.

Turn over ►

P62037A

©2020 Pearson Education Ltd.

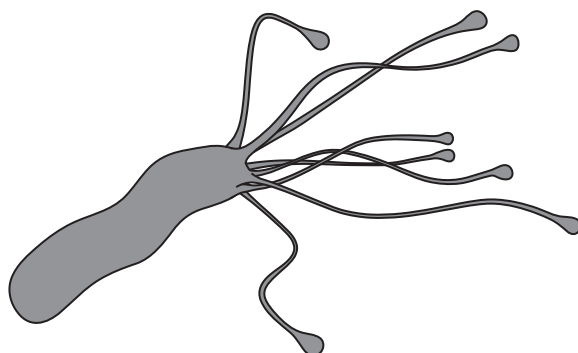
1/1/1/1/1/1/1/1/1/1/



Answer ALL questions.

1 The bacterium *H. pylori* causes stomach ulcers.

(a) The diagram shows this bacterium.



(i) Which of these is found in this bacterium?

(1)

- A cellulose
- B chitin
- C cytoplasm
- D nucleus

(ii) The bacterium has evolved to release an enzyme called urease.

The action of the bacterium neutralises the acid in the stomach.

What is the pH changed to?

(1)

- A 1
- B 2
- C 7
- D 12

DO NOT WRITE IN THIS AREA

DO NOT WRITE IN THIS AREA

DO NOT WRITE IN THIS AREA



(iii) Use the theory of evolution by natural selection to explain how *H. pylori* bacteria could have evolved to produce urease.

(4)

DO NOT WRITE IN THIS AREA

DO NOT WRITE IN THIS AREA

DO NOT WRITE IN THIS AREA

Area with horizontal dotted lines for writing the answer.



(b) Probiotics are live microorganisms that can have health benefits when consumed.

Scientists investigate the ability of probiotics and cranberry juice to reduce the growth of *H. pylori*.

The scientists give various treatments to a group of people who have *H. pylori*.

The treatments are given daily for three weeks.

The scientists measure the mean percentage reduction of *H. pylori* for each treatment.

The table shows the scientists' results.

Treatment	Mean percentage (%) reduction in <i>H. pylori</i>
probiotics	14.9
cranberry juice	16.9
probiotics and cranberry juice	22.9
control	1.5

Give two conclusions from these results.

(2)

1

2

(Total for Question 1 = 8 marks)



2 The passage describes reproduction in flowering plants.

Complete the passage by writing a suitable word in each blank space.

(8)

Flowers are organs that allow plants to carry out reproduction.

The male gamete is contained within the grains. These grains

are released from the, which is found on top of the filament.

These grains need to land on the, the female part of the flower.

Grains can be transferred by wind or by animals. These animals are often insects such as

..... or butterflies. The petals of insect-pollinated plants are often

..... and brightly coloured. After pollination, the grains

germinate and a tube grows down the to reach the ovary.

In the ovary, the gametes fuse. This process is known as

(Total for Question 2 = 8 marks)

DO NOT WRITE IN THIS AREA

DO NOT WRITE IN THIS AREA

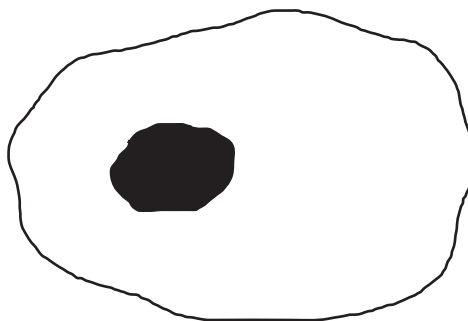
DO NOT WRITE IN THIS AREA



P 6 2 0 3 7 A 0 5 2 8

- 3 (a) A student uses a light microscope to look at a human cheek cell.

The student makes this drawing of the cell.



Name the organelle shown in the drawing.

(1)

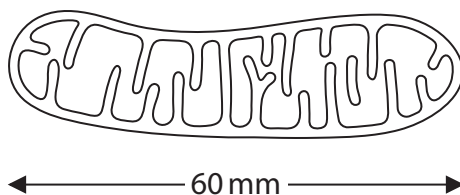
DO NOT WRITE IN THIS AREA

DO NOT WRITE IN THIS AREA

DO NOT WRITE IN THIS AREA

- (b) Mitochondria are organelles that are too small to be seen using a light microscope.

The drawing shows a mitochondrion that has been magnified.



The actual length of this mitochondrion is $6\ \mu\text{m}$.

[$1\ \mu\text{m} = 0.001\ \text{mm}$]

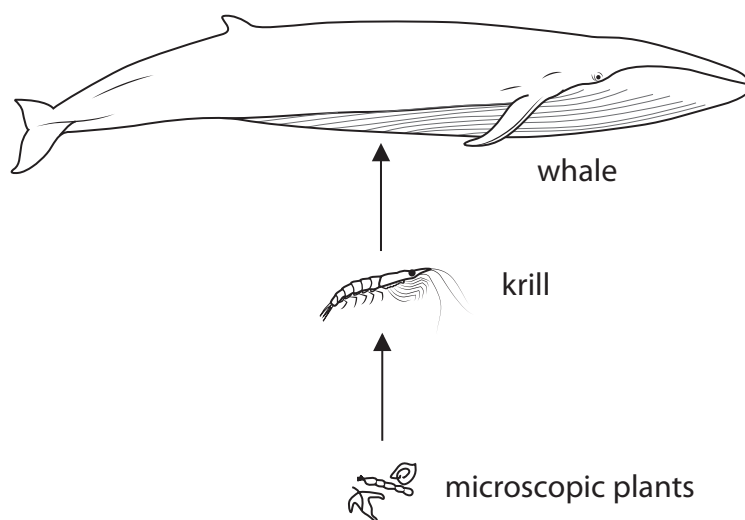
Calculate the magnification of this drawing.

(2)

magnification =



4 The diagram shows a food chain in the Antarctic ocean.



DO NOT WRITE IN THIS AREA

DO NOT WRITE IN THIS AREA

DO NOT WRITE IN THIS AREA

(a) (i) Which term describes the trophic level of the krill?

(1)

- A predator
- B prey
- C primary consumer
- D secondary consumer

(ii) Draw a labelled pyramid of biomass to represent this food chain.

(2)



DO NOT WRITE IN THIS AREA

DO NOT WRITE IN THIS AREA

DO NOT WRITE IN THIS AREA

(b) The microscopic plants float in seawater, but also grow on the lower surface of ice.

The krill feed on the microscopic plants.

They remove microscopic plants from the lower surface of the ice at a rate of 1.6 cm² per second.

Calculate the time taken for the krill to remove microscopic plants from one square metre of ice.

Give your answer in minutes.

(2)

time taken = minutes

(c) A student investigates the rate that krill feeding removes microscopic plants floating in seawater.

Suggest how the student could do this investigation in a laboratory.

(4)

.....

.....

.....

.....

.....

.....

.....

.....

.....

.....

.....

.....

.....

.....

.....

.....

.....

.....

.....

.....

.....

.....

.....



DO NOT WRITE IN THIS AREA

DO NOT WRITE IN THIS AREA

DO NOT WRITE IN THIS AREA

(d) Krill obtain most of their food from microscopic plants growing on the lower surface of ice.

Explain how global warming could affect the whale population in the Antarctic ocean. (4)

A series of horizontal dotted lines for writing the answer.

(Total for Question 4 = 13 marks)



DO NOT WRITE IN THIS AREA

DO NOT WRITE IN THIS AREA

DO NOT WRITE IN THIS AREA

BLANK PAGE



5 Plants can be genetically modified (GM) to produce insect poison.

They are modified using a bacterium called *Agrobacterium*.

This bacterium has a plasmid that contains recombinant DNA.

(a) Describe how the plasmid is modified to contain recombinant DNA.

(3)

.....

.....

.....

.....

.....

.....

DO NOT WRITE IN THIS AREA

DO NOT WRITE IN THIS AREA

DO NOT WRITE IN THIS AREA



DO NOT WRITE IN THIS AREA

DO NOT WRITE IN THIS AREA

DO NOT WRITE IN THIS AREA

(b) A farmer can use either of these methods to improve his crop yield.

- grow GM plants that produce the insect poison
- grow non-GM plants and use pesticides

The farmer decides to grow the GM plants rather than using pesticides.

Discuss the decision made by the farmer.

(6)

Area with horizontal dotted lines for writing the answer.

(Total for Question 5 = 9 marks)

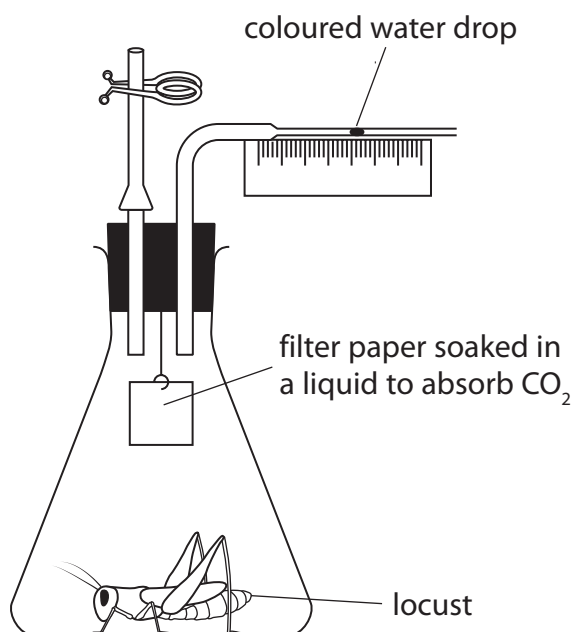


6 Aerobic respiration is a process in living organisms.

(a) Which of these is the balanced chemical symbol equation for aerobic respiration? (1)

- A $C_6H_{12}O_6 + 6O_2 \longrightarrow 6CO_2$
- B $C_6H_{12}O_6 \longrightarrow 2C_2H_5OH + 2CO_2$
- C $C_6H_{12}O_6 + 6CO_2 \longrightarrow 6O_2 + 6H_2O$
- D $C_6H_{12}O_6 + 6O_2 \longrightarrow 6CO_2 + 6H_2O$

(b) A student uses this apparatus to investigate aerobic respiration in a locust.



(i) The coloured water drop moves during the investigation.

Explain why the coloured water drop moves during the investigation. (2)

.....

.....

.....

.....

.....

.....

.....

DO NOT WRITE IN THIS AREA

DO NOT WRITE IN THIS AREA

DO NOT WRITE IN THIS AREA



(ii) The student compares the aerobic respiration of male and female locusts.

He uses three male locusts and three female locusts.

He uses locusts of the same age and the same species.

Explain three other variables that the student needs to control.

(6)

1

.....

.....

2

.....

.....

.....

3

.....

.....

.....

DO NOT WRITE IN THIS AREA

DO NOT WRITE IN THIS AREA

DO NOT WRITE IN THIS AREA



(c) The table shows the student's results.

	Distance moved by coloured water drop in mm	
	male	female
trial 1	5.0	5.4
trial 2	4.9	5.2
trial 3	2.0	5.2
mean	5.0	

- (i) Complete the table by giving the missing mean value. (1)
- (ii) Comment on the reliability of the data in the table. (3)

.....

.....

.....

.....

.....

.....

(Total for Question 6 = 13 marks)



DO NOT WRITE IN THIS AREA

DO NOT WRITE IN THIS AREA

DO NOT WRITE IN THIS AREA

BLANK PAGE



- 7 The table gives the masses of protein and lipid (fat) in the same volume of milk from a cow and from a human.

	Protein in g	Lipid in g
cow	3.3	3.9
human	1.3	4.1

DO NOT WRITE IN THIS AREA

DO NOT WRITE IN THIS AREA

DO NOT WRITE IN THIS AREA

- (a) Describe how you would test a sample of cow's milk and a sample of human milk to show they contain different masses of protein.

(2)

.....

.....

.....

.....

.....

.....

.....

.....

- (b) Some of the proteins in milk are antibodies.

Explain why antibodies in milk are useful for babies.

(2)

.....

.....

.....

.....

.....

.....

.....



DO NOT WRITE IN THIS AREA

DO NOT WRITE IN THIS AREA

DO NOT WRITE IN THIS AREA

(c) Give two ways that lipid in milk is used by babies.

(2)

1

2

(d) Milk is used to make yoghurt.

(i) Name the carbohydrate in milk used to make yoghurt.

(1)

(ii) Name the bacteria added to milk to make yoghurt.

(1)

(iii) Explain why milk needs to be heated to a high temperature at the start of the process for making yoghurt.

(2)

(Total for Question 7 = 10 marks)



8 Cell division can be by meiosis or by mitosis.

(a) (i) Where are cells dividing by meiosis found in a human?

(1)

- A kidney
- B penis
- C skin
- D testis

(ii) Which part of a flowering plant is usually used to demonstrate cells dividing by mitosis?

(1)

- A anther
- B cotyledon
- C root tip
- D xylem

(b) The table lists features comparing the processes of meiosis and mitosis in human cells.

Complete the table by giving the missing information.

(6)

Feature	Meiosis	Mitosis
number of chromosomes in each original cell	46	
number of daughter cells produced from each original cell		2
number of chromosomes in each daughter cell		
ploidy level of daughter cells produced		diploid
genetic differences in daughter cells	present	
type of cell produced		body cell

DO NOT WRITE IN THIS AREA

DO NOT WRITE IN THIS AREA

DO NOT WRITE IN THIS AREA



DO NOT WRITE IN THIS AREA

DO NOT WRITE IN THIS AREA

DO NOT WRITE IN THIS AREA

(c) Cell division can cause variation in offspring.

(i) Describe other causes of variation in offspring.

(3)

.....

.....

.....

.....

.....

.....

(ii) Scientists investigating a drug treatment use rats that are homozygous for many genes.

Suggest the advantages of using rats that are homozygous for many genes.

(2)

.....

.....

.....

.....

.....

.....

(Total for Question 8 = 13 marks)




- 9 (a) The table shows the production of wheat and barley in the United Kingdom from 2011 to 2015.

Crop	Crop production in thousand tonnes per year				
	2011	2012	2013	2014	2015
wheat	15 300	13 200	11 900	16 600	16 100
barley	5 500	5 500	7 100	6 900	7 300

- (i) Plot a line graph to show the changes in wheat and barley production from 2011 to 2015.

Use a ruler to join the points with straight lines.

(6)



DO NOT WRITE IN THIS AREA

DO NOT WRITE IN THIS AREA

DO NOT WRITE IN THIS AREA



(ii) Describe the changes in the production of each crop from 2011 to 2015.

(2)

(iii) Determine which of the crops had the greatest percentage change in production from 2011 to 2015.

Show your working.

(3)

(b) A wheat field, 100 m by 100 m, can produce a total yield of 25 000 kg of carbohydrate in a year.

Calculate the mean mass, in grams, of carbohydrate produced **each day** by a square metre of the wheat field.

(2)

mean mass = g

(Total for Question 9 = 13 marks)

DO NOT WRITE IN THIS AREA

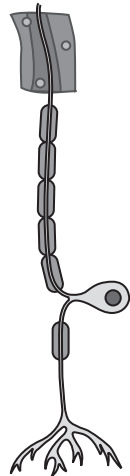
DO NOT WRITE IN THIS AREA

DO NOT WRITE IN THIS AREA

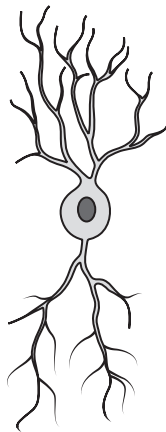


P 6 2 0 3 7 A 0 2 3 2 8

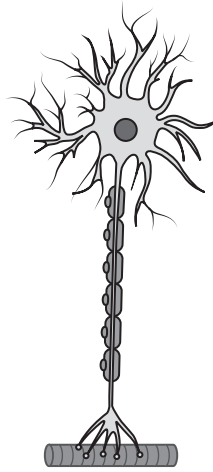
10 (a) The diagram shows three types of neurone.



A



B



C

(i) Give the names of these neurones.

(3)

A

B

C

(ii) Explain the role of these neurones in the withdrawal reflex of a finger from a hot object.

(3)

.....

.....

.....

.....

.....

.....

.....

.....

.....

.....

DO NOT WRITE IN THIS AREA

DO NOT WRITE IN THIS AREA

DO NOT WRITE IN THIS AREA



DO NOT WRITE IN THIS AREA

DO NOT WRITE IN THIS AREA

DO NOT WRITE IN THIS AREA

(b) A teacher uses this method to estimate the speed of a nerve impulse.

- students stand in a circle and hold hands
- student A in the circle starts a timer and at the same time squeezes the hand of student B on his left
- when student B feels his hand being squeezed, he immediately squeezes the hand of the student on his left
- this process continues around the circle of students until student A feels his hand being squeezed and he stops the timer

(i) Explain what other measurements the teacher would need to make in order to calculate the speed of a nerve impulse.

(2)

.....

.....

.....

.....

.....

.....

(ii) Describe whether the teacher's method is likely to give an accurate estimate of the speed of a nerve impulse.

(2)

.....

.....

.....

.....

.....

.....

(Total for Question 10 = 10 marks)



11 Some cosmetic companies claim that adding argan oil to their shampoo increases the strength of human hair.

Design an investigation to find out if argan oil shampoo does increase the strength of human hair.

Include experimental details in your answer and write in full sentences.

(6)

DO NOT WRITE IN THIS AREA

DO NOT WRITE IN THIS AREA

DO NOT WRITE IN THIS AREA

(Total for Question 11 = 6 marks)

TOTAL FOR PAPER = 110 MARKS



DO NOT WRITE IN THIS AREA

DO NOT WRITE IN THIS AREA

DO NOT WRITE IN THIS AREA

BLANK PAGE



DO NOT WRITE IN THIS AREA

DO NOT WRITE IN THIS AREA

DO NOT WRITE IN THIS AREA

BLANK PAGE

