

Tuesday 31 January 2012 – Afternoon

A2 GCE BIOLOGY

F215 Control, Genomes and Environment

Candidates answer on the Question Paper.

OCR supplied materials:

- Insert (inserted)

Other materials required:

- Electronic calculator
- Ruler (cm/mm)

Duration: 2 hours




Candidate forename		Candidate surname	
-----------------------	--	----------------------	--

Centre number						Candidate number				
---------------	--	--	--	--	--	------------------	--	--	--	--

INSTRUCTIONS TO CANDIDATES

- The Insert will be found in the centre of this document.
- Write your name, centre number and candidate number in the boxes above. Please write clearly and in capital letters.
- Use black ink. HB pencil may be used for graphs and diagrams only.
- Answer **all** the questions.
- Read each question carefully. Make sure you know what you have to do before starting your answer.
- Write your answer to each question in the space provided. If additional space is required, you should use the lined pages at the end of this booklet. The question number(s) must be clearly shown.
- Do **not** write in the bar codes.

INFORMATION FOR CANDIDATES

- The number of marks is given in brackets [] at the end of each question or part question.
- The total number of marks for this paper is **100**.
-  Where you see this icon you will be awarded marks for the quality of written communication in your answer.
- You may use an electronic calculator.
- You are advised to show all the steps in any calculations.
- This document consists of **24** pages. Any blank pages are indicated.

2

Answer **all** the questions.

- 1 Fig. 1.1 shows a metabolic pathway involving the amino acid, phenylalanine. One of the products of this pathway is melanin, the pigment that gives a brown colour to hair, skin and the iris of the eyes. This metabolic pathway also produces thyroid hormones.

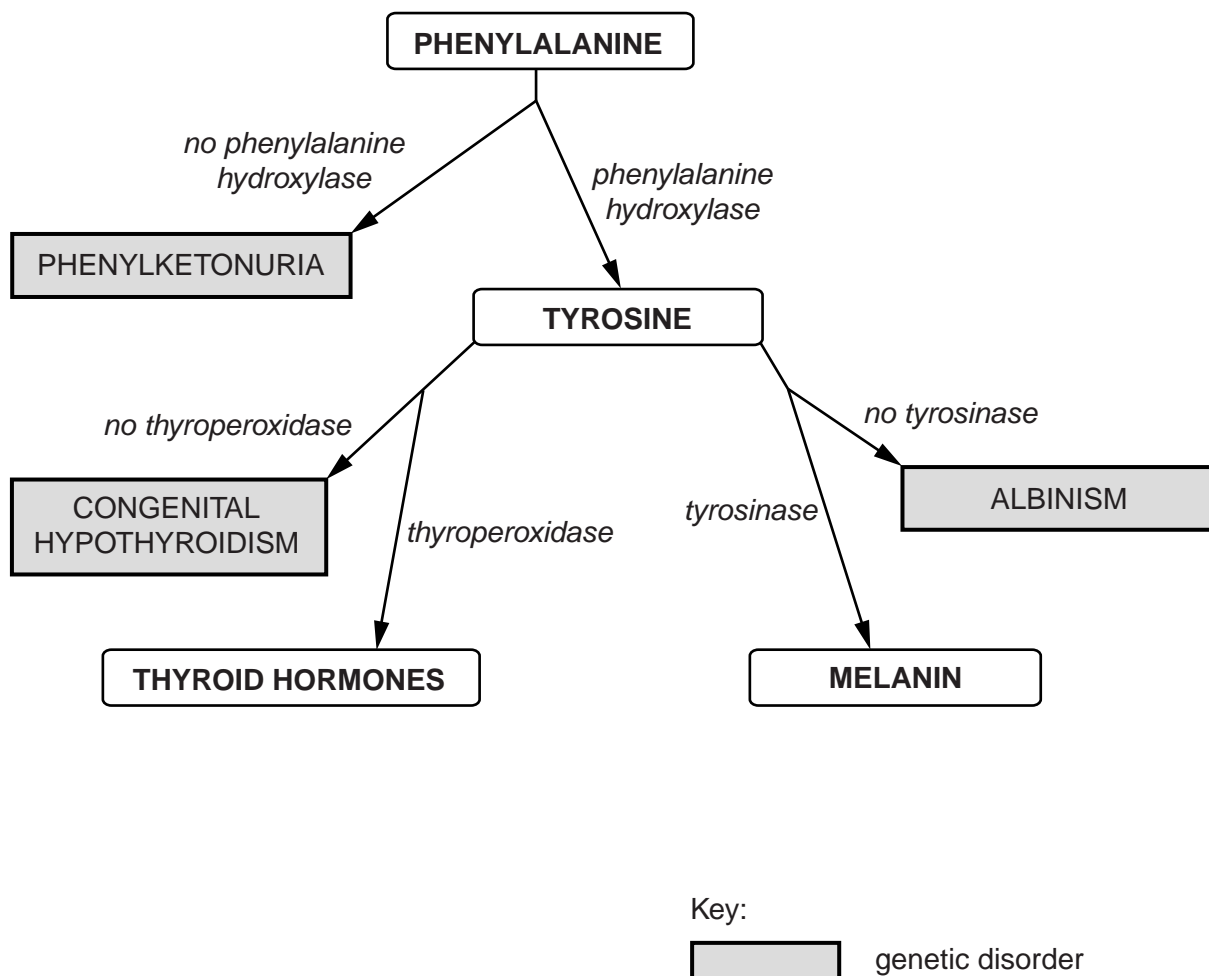


Fig. 1.1

(a) Use Fig. 1.1 to name:

- (i) the **enzyme** that catalyses the last step in melanin production

..... [1]

- (ii) the **genetic disorder** resulting from the absence of the enzyme at the start of the metabolic pathway for melanin production.

..... [1]

3

(b) Phenylalanine and tyrosine are both amino acids.

Explain why phenylalanine and tyrosine are classified as amino acids.

.....
.....
.....
.....
..... [2]

(c) One effect of thyroid hormones is to increase the activity of mitochondria within cells. Suggest how the metabolism of a person with the condition congenital hypothyroidism might differ from that of a person who does not have this condition.

.....
.....
.....
.....
..... [3]

(d) Albinism is a genetic disorder in which a person lacks melanin pigment in their skin, hair and the iris of their eyes. A person with this disorder is called an albino. The genotype of an albino has two copies of a recessive allele of the gene for an enzyme involved in melanin production.

(i) State the term used to describe a genotype that has two copies of the same allele at a particular gene locus.

..... [1]

(ii) Explain what is meant by the following terms:

genotype

.....
.....

allele

.....
..... [4]

4

(e) The Hardy-Weinberg principle can be used to predict the expected frequencies of albino and non-albino alleles in a population. However, this principle can only be applied to populations which fulfil all of the following criteria:

- sexually reproducing organisms
- diploid organisms
- large populations
- randomly-mating populations.

The tiger, an endangered species of mammal, is undergoing a worldwide captive breeding programme in zoos.

Suggest why the Hardy-Weinberg principle cannot be used to predict the expected frequencies of albino and non-albino alleles in the worldwide zoo population of tigers.

.....
.....
.....
.....
..... [2]

(f) A change in allele frequencies in a population is described as an evolutionary change.

List **two** factors that might cause allele frequencies to change from generation to generation in a population that meets the Hardy-Weinberg criteria.

.....
..... [2]

[Total: 16]

5
BLANK PAGE

QUESTION 2 STARTS ON PAGE 6
PLEASE DO NOT WRITE ON THIS PAGE

6

2 Animals respond to frightening or stressful stimuli in their environment.

This question is about the ‘fight or flight’ response in mammals.

Fig. 2.1 (**on the insert**) shows a husky dog in a calm state.

Fig. 2.2 (**on the insert**) shows a different husky displaying external signs of the ‘fight or flight’ response.

(a) Describe **three** features in the external appearance of the husky in Fig. 2.2 that are due to the ‘fight or flight’ response.

- 1
-
- 2
-
- 3
- **[3]**

(b) The ‘fight or flight’ response is brought about by the hormone adrenaline and the autonomic nervous system working together. As well as causing external differences in appearance, the ‘fight or flight’ response causes numerous changes in the functioning of the internal organs.

Complete Table 2.1 to describe how **two** internal organs would function differently in a calm mammal compared to a frightened mammal.

Table 2.1

internal organ	calm mammal	frightened mammal

[6]

7

- (c) The differences you described in part (b) are coordinated by the **autonomic** nervous system. The autonomic nervous system has two divisions, each of which uses a different neurotransmitter to bring about effects in the internal organs.

In the table below, state which division of the autonomic nervous system will be active in each case, and name the **neurotransmitter** that will be secreted by neurones into the organs.

	calm mammal	frightened mammal
division of the autonomic nervous system activated		
name of neurotransmitter secreted by neurones		

[4]

- (d) State precisely where in the body adrenaline is produced.

..... [2]

QUESTION 2(e) STARTS ON PAGE 8

9

BLANK PAGE

QUESTION 3 STARTS ON PAGE 10

PLEASE DO NOT WRITE ON THIS PAGE

3 (a) Organisms do not live in isolation, but interact with other organisms and with their physical environment.

State the word used to describe:

(i) the study of the interactions between organisms and their environment
..... [1]

(ii) the physical (non-living) factors in the environment
..... [1]

(iii) a physical area that includes all the organisms present **and** their interactions with each other **and** with the physical environment.
..... [1]

(b) State and describe **two types** of ecological interaction that can occur between different species in a habitat.

As part of each description, you should **name** the two species involved in your chosen example.

1
.....
.....
.....
.....

2
.....
.....
.....
..... [6]

4 (a) Genetic modification of organisms uses a “toolkit” that includes:

- enzymes that cut DNA
- enzymes that join sections of DNA together
- vectors that introduce DNA into new host cells.

Some of the enzymes and vectors that are important in genetic modification are given an identifying letter in Table 4.1.

Table 4.1

enzymes		vectors	
A	reverse transcriptase	J	plasmid
B	DNA polymerase	K	virus
C	DNA ligase	L	<i>Agrobacterium tumefaciens</i>
D	restriction endonuclease	M	BAC
E	RNA polymerase	N	bacteriophage

Select **one** correct letter from Table 4.1 to fit each of the following statements.

An enzyme that cuts DNA

An enzyme that joins sections of DNA together

A vector to introduce foreign DNA into bacteria


A vector to introduce foreign DNA into plant cells

A vector to introduce foreign DNA into animal cells

[5]

15

- 5 Fig. 5.1 is a crossword that should contain five words relating to the use of microorganisms by humans.



[5]

Fig. 5.1

Use the clues below to write the five appropriate words in the correct spaces on Fig. 5.1.

ACROSS

- 5 Microbial culture method in which nutrients are added and the product harvested throughout the fermentation process.

DOWN

- 1 Technique that makes enzymes more thermostable and allows them to be re-used.
- 2 The industrial use of living organisms to produce food, drugs or other products.
- 3 Sterile technique that prevents the growth of undesirable microorganisms.
- 4 Kingdom of eukaryotic microorganisms with cell walls made of chitin.

[Total: 5]

Turn over

- 6 A long-term breeding experiment to investigate the **genetic** basis of tame (friendly) behaviour was carried out in a population of silver foxes. The foxes were bred each year and the resulting young foxes assessed each month between the ages of 1 and 8 months to see how tame they were.

Table 6.1 shows how the foxes were put into categories according to their tameness.

Table 6.1

tameness class	description of behaviour towards humans
3	Not tame – these foxes run away from humans or bite when handled.
2	Neutral – these foxes allow handling by humans but show no emotionally friendly response.
1	Tame – these foxes are friendly to humans. They wag their tails and whine for attention.
elite	Very tame – these foxes are eager for human contact. They whimper to attract attention and sniff and lick humans.

The tamest 5% of the male foxes and the tamest 20% of the female foxes in each generation were used for breeding to produce the next generation. This was repeated for over forty generations.

- (a) (i) State the name given to the process in which only a certain percentage of adult foxes were chosen by humans to breed in each generation.

..... [1]

- (ii) Suggest why 20% of the female foxes were used for breeding but only 5% of the male foxes.

.....

 [2]

- (c) As tameness increased in the silver fox population over the years, it was noticed that other phenotypic traits also became more common.

Table 6.3 compares the frequency of these traits in a control group of silver foxes that had not been used in this long-term breeding experiment and in the tame population of foxes.

Table 6.3

phenotypic trait	animals showing trait (per 100 000)		percentage increase in trait
	control population	tame population	
white patch of fur on head	710	12 400	1 646
floppy ears	170	230	35
short tail	2	140	6 900
curly tail	830	9 400	1 033

Students were asked to suggest a variety of genetic hypotheses to explain why these traits become more common in tame foxes. Their suggestions were:

linkage epistasis inbreeding genetic drift

Select **one** hypothesis from the list and explain how it could account for the data in Table 6.3.

.....

.....

.....

.....

.....

..... [2]

(d) Similar changes in tameness, colour and body shape are believed to have occurred in the 11 000 year period during which the grey wolf species, *Canis lupus*, evolved into the domesticated dog species, *Canis familiaris*.

Suggest how different types of isolating mechanism allowed dogs to evolve separately to wolves.

.....
.....
.....
.....
.....
.....
.....
.....
..... [3]

(e) Interbreeding between members of the wolf species and some dogs has been reported. However, there are some large breeds of dogs that cannot breed successfully with small dog breeds.

Use this information and your own knowledge to explain the problems of classifying wolves and different dog breeds according to:

- the biological species concept
- and**
- the phylogenetic species concept.

.....
.....
.....
.....
.....
.....
.....
.....
.....
.....
..... [4]

[Total:15]

Turn over

7 Homeobox genes show astonishing similarity across widely different species of animal, from fruit flies, which are insects, to mice and humans, which are mammals. The sequences of these genes have remained relatively unchanged throughout evolutionary history and the same genes control embryonic development in flies and mammals.

(a) State what is meant by a homeobox gene.

.....
.....
.....
..... [2]

(b) Homeobox genes show ‘astonishing similarity across widely different species of animal’.

Explain why there has been very little change by mutation in these genes.

.....
.....
.....
..... [2]

(c) Frogs reproduce by laying eggs in water. Each egg develops into a tadpole, which has external gills to extract oxygen from the water, and a tail to help it swim. The tadpole gradually changes into an adult frog as it grows. During this time its gills and tail disappear.

List **two** cellular processes that must occur during the development of a tadpole into a frog.

.....
..... [2]

(d) Name another kingdom of organisms, other than animals, that have similar homeotic genes.

..... [1]

[Total: 7]

END OF QUESTION PAPER

ADDITIONAL PAGE

A series of horizontal dotted lines for writing.

