



**GCE**

**Biology**

Unit **F211**: Cells, Exchange and Transport

Advanced Subsidiary GCE

**Mark Scheme for June 2014**

OCR (Oxford Cambridge and RSA) is a leading UK awarding body, providing a wide range of qualifications to meet the needs of candidates of all ages and abilities. OCR qualifications include AS/A Levels, Diplomas, GCSEs, Cambridge Nationals, Cambridge Technicals, Functional Skills, Key Skills, Entry Level qualifications, NVQs and vocational qualifications in areas such as IT, business, languages, teaching/training, administration and secretarial skills.

It is also responsible for developing new specifications to meet national requirements and the needs of students and teachers. OCR is a not-for-profit organisation; any surplus made is invested back into the establishment to help towards the development of qualifications and support, which keep pace with the changing needs of today's society.

This mark scheme is published as an aid to teachers and students, to indicate the requirements of the examination. It shows the basis on which marks were awarded by examiners. It does not indicate the details of the discussions which took place at an examiners' meeting before marking commenced.

All examiners are instructed that alternative correct answers and unexpected approaches in candidates' scripts must be given marks that fairly reflect the relevant knowledge and skills demonstrated.

Mark schemes should be read in conjunction with the published question papers and the report on the examination.

OCR will not enter into any discussion or correspondence in connection with this mark scheme.







© OCR 2014

F211

Mark Scheme

June 2012

These are the annotations, (including abbreviations), including those used in scoris, which are used when marking

Annotation	Meaning of annotation
	Tick
	Cross
	Blank Page – this annotation <b>must</b> be used on all blank pages within an answer booklet (structured or unstructured) and on each page of an additional object where there is no candidate response.
	Benefit of doubt use sparingly
	Noted but no credit given
	Omission
Green blob	To denote term for QWC
NBOD	Not benefit of doubt
Red squiggly underline	Incorrect statement / word

F211

Mark Scheme

June 2014

Question		Answer	Mark	Guidance
1	(a) (i)	<p>cellulose / cell, wall ;</p> <p>chloroplast(s) ; starch grain(s) / amyloplast(s) ; large / permanent, vacuole ;</p> <p>tonoplast ; plasmodesma(ta) ;</p>	2 max	<p><b>Mark the first answer on each prompt line.</b> If the answer is correct and a further answer is given that is incorrect or contradicts the correct answer then = <b>0 marks</b></p> <p><b>DO NOT CREDIT</b> wall unqualified, <b>DO NOT CREDIT</b> if incorrect compound e.g peptidoglycan / chitin</p> <p><b>IGNORE</b> plastid <b>IGNORE</b> vacuole alone – must be qualified as large or permanent</p>
	(ii)	<p>centriole / glycogen granule ;</p>	1	<p><b>Mark the first answer.</b> If the answer is correct and a further answer is given that is incorrect or contradicts the correct answer then = <b>0 marks</b></p> <p><b>ACCEPT</b> lysosomes, cilia, flagella</p>
	(iii)	<p>1 (whole) cell, support / stability / scaffolding / maintain shape ;</p> <p>2 movement of, cilia / flagella / undulipodia OR use of cilia / flagellum / undulipodium to move cell ;</p> <p>3 changing shape of cell / cytokinesis / pseudopodia / phagocytosis / endocytosis / exocytosis / muscle contraction ;</p> <p>4 (named) organelles, moved / held in place ;</p> <p>5 movement of, chromosomes / chromatids / (m)RNA ;</p>	3 max	<p><b>IGNORE</b> 'movement of, cell / membrane' unqualified</p> <p><b>IGNORE</b> strength / structure / rigid</p> <p><b>IGNORE</b> make up cilia / flagella</p> <p><b>ACCEPT</b> descriptions</p> <p><b>ACCEPT</b> movement of vesicle <b>IGNORE</b> movement of substances / materials</p> <p><b>ACCEPT</b> formation of spindle / centrioles</p>

F211

Mark Scheme

June 2014

Question		Answer	Mark	Guidance
	(b)	<p>1 <u>nucleus</u> , contains gene (for protein) / site of <b>transcription</b> / produces <u>m</u>RNA ;</p> <p>2 <b>ribosomes / rough endoplasmic reticulum</b> / RER, site of, protein synthesis / <b>translation</b> ;</p> <p>3 <b>vesicles</b> for transport (of protein) ;</p> <p>4 <b>Golgi</b> (apparatus / body), processes / modifies / (re)packages, proteins ;</p> <p>5 (vesicles) fuse to, <b>cell surface / plasma, membrane</b> ;</p>	4 max	<p>Max 4 marks for content Look for name of organelle and its function / role <b>ACCEPT</b> enzyme / protease for protein <b>MAX 3</b> if answer refers to insulin or incorrect protein</p> <p><b>ACCEPT</b> DNA / genetic material / genetic information for 'gene' <b>IGNORE</b> 'mRNA leaves nucleus'</p> <p><b>ACCEPT</b> description of assembling a <i>chain</i> of amino acids</p> <p>mp3 can be awarded either for transport between ER and Golgi or between Golgi and Plasma membrane</p> <p>E.G. tertiary folding / quaternary structure / carbohydrate added / converted to glycoprotein / placed in vesicles <b>IGNORE</b> ref to RER</p> <p><b>IGNORE</b> binds / attach / joins <b>IGNORE</b> exocytosis <b>IGNORE</b> ref to vesicles leaving cell <b>ACCEPT</b> merges with / becomes part of</p>
		QWC ;	1	<p>Any <b>two</b> technical terms from the list below used appropriately and spelled correctly :</p> <p><b>ribosomes</b> <b>rough endoplasmic reticulum (NOT RER for QWC)</b> <b>transcription (and derivatives)</b> <b>translation (and derivatives)</b> <b>golgi</b> <b>vesicles</b> <b>plasma membrane / cell surface membrane</b></p>
<b>Total</b>			<b>11</b>	

F211

Mark Scheme

June 2014

Question		Answer	Mark	Guidance
				<b>DO NOT ALLOW</b> marks for use of just 'oxygen' in place of 'air' throughout question 2
2	(a)	<p>1 <u>volume</u>, inside / of, jar increases ;</p> <p>2 <u>pressure</u> inside, jar / balloons, decreases ;</p> <p>3 to below pressure in atmosphere ;</p> <p>4 (therefore) air, moves / pushed / forced, into, balloons / glass tube ;</p>	3 max	<p><b>IGNORE</b> references to chest / lungs</p> <p><b>CREDIT</b> idea of creating a pressure gradient (between balloon and exterior) <b>IGNORE</b> hydrostatic <b>Note:</b> 'makes pressure in jar lower than atmosphere' = 2 marks</p> <p><b>ACCEPT</b> flows / enter / fills <b>DO NOT CREDIT</b> suction / drawn / pulled in / diffuse in / taken in</p> <p><b>IGNORE</b> <i>just</i> into bell jar</p>
	(b) (i)	<p><u>volume</u> of air, inhaled / exhaled ;</p> <p>in, one / each, breath ;</p> <p>during, steady / regular, breathing ;</p>	2 max	<p><b>ACCEPT</b> breathed / moved, in (and / or out of lungs) <b>IGNORE</b> amount</p> <p><b>ACCEPT</b> at rest / during steady exercise / normal / quiet breathing</p>
	(ii)	<p>up / down, movements (of rubber sheet / band) ;</p> <p><i>idea of:</i> small / steady / regular, movements (of rubber sheet) ;</p>	2	<p><b>ACCEPT</b> pull / push on rubber sheet / band <b>ACCEPT</b> pull / push and let go</p> <p><b>ACCEPT</b> rhythmically / in time with breathing / repetitively <b>IGNORE</b> gently <b>Note:</b> pulled down slightly = 2 marks</p>

F211

Mark Scheme

June 2014

Question		Answer	Mark	Guidance
	(iii)	the maximum <u>volume</u> of air ;  inhaled / exhaled, in one breath ;	2	<b>ACCEPT</b> tidal volume + inspiratory reserve + expiratory reserve = 2 <b>ACCEPT</b> total lung capacity – residual volume = 1 mark <b>IGNORE</b> total volume  <b>ACCEPT</b> breathed, in / out, in one breath <b>DO NOT CREDIT</b> held in lungs or max vol in lungs <b>DO NOT CREDIT</b> breathed in <b>and</b> out in one breath
	(iv)	<b>idea that</b> pulled down on rubber, sheet / band, as far as possible <b>and</b> pushed up as far as possible ;	1	<b>ACCEPT</b> pull / push in either order <b>ACCEPT</b> pull <b>and</b> push as hard as possible
<b>Total</b>			<b>10</b>	

F211

Mark Scheme

June 2014

Question		Answer	Mark	Guidance
3	(a)	<p>gap(s) between <u>endothelium</u> cells (too) small ;</p> <p>(erythrocytes) too large / cannot change shape (much) ;</p> <p>to, fit / move / pass, between (endothelium) cells <b>OR</b> through, gaps / pores / fenestrations;</p>	2 max	<p><b>IGNORE</b> holes in wall <b>ACCEPT</b> pores / fenestrations too small</p> <p>Look for idea that they are <b>too</b> big not just big <b>ACCEPT</b> not small enough</p> <p><b>ACCEPT</b> squeeze <b>DO NOT CREDIT</b> diffusion of cells <b>IGNORE</b> to pass through capillary wall (it is in question and we want to know how they get through)</p> <p><b>Note:</b> too big to pass through gaps = 2 marks (mp2 &amp; 3)</p>
	(b)	<p>1 (haemoglobin has) <u>high</u> affinity for oxygen ;</p> <p>2 oxygen binds to haemoglobin in, lungs / alveoli / high <math>pO_2</math> ;</p> <p>3 <u>oxyhaemoglobin</u> ;</p> <p>4 oxygen released, in tissues / where needed / where <math>pO_2</math> is low / where respiration is occurring ;</p>	3 max	<p><b>ACCEPT</b> haem group / iron ions for haemoglobin</p> <p><b>ACCEPT</b> high, oxygen tension / concentration <b>ACCEPT</b> attaches / combines / loads / associates / becomes <u>more</u> saturated <b>IGNORE</b> picks up / oxygenated <b>DO NOT CREDIT</b> reacts with</p> <p><b>ACCEPT</b> unloads / dissociates from Hb <b>Note:</b> do not give a mark for '<b>oxygen</b> dissociates' as this implies oxygen is forming ions / atoms <b>ACCEPT</b> low, oxygen tension / concentration <b>IGNORE</b> gives up / drops off <b>IGNORE</b> ref to high carbon dioxide concentration</p>



F211

Mark Scheme

June 2014

Question		Answer	Mark	Guidance
(c)	(i)	<p>1 carbon dioxide, enters / diffuses into, erythrocytes ;</p> <p>2 (carbon dioxide) combines / reacts, with water ;</p> <p>3 correct ref to <b>carbonic anhydrase</b>;</p> <p>4 forms <b>carbonic acid</b> ;</p> <p>5 (carbonic acid) <b>dissociates</b> to form hydrogencarbonate ions <i>and</i>, <b>hydrogen ions / protons</b> ;</p>	3 max	<p><b>CREDIT</b> mark points taken from equations or flow charts e.g.  <math>\text{CO}_2 + \text{H}_2\text{O} \rightarrow \text{H}_2\text{CO}_3 \rightarrow \text{H}^+ + \text{HCO}_3^-</math> this = mp 2 &amp; 4  to award mp 3 &amp; 5 correctly located annotations needed</p> <p><b>ACCEPT</b> correct symbols and formulae throughout (but <b>NOT</b> for QWC mark)  <b>CON</b> If name and formula contradict e.g. hydrogencarbonate ions = <math>\text{H}_2\text{CO}_3</math></p> <p><b>ACCEPT</b> red blood cells</p> <p><b>Note:</b> correct context is it catalyses, combination of carbon dioxide and water / formation of carbonic acid  <b>IGNORE</b> if linked to dissociation of carbonic acid</p> <p><b>IGNORE</b> carbolic/carboxylic</p> <p><b>ACCEPT</b> splits / broken down  <b>ACCEPT</b> bicarbonate ions  <b>Note:</b> both products must be ions produced from dissociation of a compound (not dissociation of hydrogencarbonate ions)</p>
		QWC ;	1	<p>Any two technical terms from the list below used appropriately and spelled correctly :</p> <p><b>carbonic acid</b>  <b>carbonic anhydrase</b>,  <b>dissociates</b> (or derivatives of this word)  <b>hydrogen ions / protons</b></p>

F211

Mark Scheme

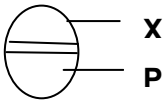
June 2014

Question	Answer	Mark	Guidance
(ii)	<p><i>Name</i></p> <p>1 Bohr (effect / shift) ;</p> <p><i>Explanation (any 2 of the following marks)</i></p> <p>2 reduces <u>affinity</u> (of Hb) for oxygen ;</p> <p>3 formation of haemoglobinic acid / hydrogen ions interact with haemoglobin ;</p> <p>4 prevents, fall in pH / build-up of H<sup>+</sup>, in cells <b>OR</b> provides buffering effect ;</p> <p>5 alter, structure / shape, of haemoglobin ;</p> <p>6 <b>more</b> oxygen released where, needed / more respiration / carbon dioxide concentration high ;</p> <p>7 CO<sub>2</sub> binds to haemoglobin forming <u>carbaminohaemoglobin</u> ;</p>	3 max	<p><b>Maximum 2 marks if effect not named correctly</b></p> <p><b>ACCEPT</b> phonetic spelling</p> <p><b>IGNORE</b> ref to 'curve shifting'</p> <p><b>ACCEPT</b> hydrogen ions, combine / bind, with Hb <b>ACCEPT</b> HHb for haemoglobinic acid <b>ACCEPT</b> H<sup>+</sup> + Hb → HHb</p> <p><b>ACCEPT</b> causes <b>more</b> oxygen to leave (oxy)haemoglobin / <b>higher</b> levels of oxygen released <b>IGNORE</b> ref to oxygen released more quickly or more easily <b>Note:</b> do not give a mark for 'more <b>oxygen</b> dissociates' as this implies oxygen is forming ions / atoms</p> <p>(as this explains reduced oxygen transport)</p>
	<b>Total</b>	<b>12</b>	

F211

Mark Scheme

June 2014

Question			Answer	Mark	Guidance
4	(a)	(i)	letter <b>X</b> marking upper part of vascular bundle <b>and</b> letter <b>P</b> marking lower part of vascular bundle ;	1	 <b>ACCEPT</b> Xylem & Phloem <b>DO NOT CREDIT Y</b>
		(ii)	vascular bundle / vein ;	1	<b>IGNORE</b> tissue / midrib
	(b)	(i)	(the charged particles are) hydrogen ions / H <sup>+</sup> / protons ;  (ions are) moved out of the cells / move into surrounding (solution) ;	2	<b>IGNORE</b> descriptions of observations 2 and / or 3 <b>IGNORE</b> ref to OH <sup>-</sup> / alkaline substances  <b>Note</b> do not need to refer to hydrogen ions for mp 2  <b>Note</b> that 'hydrogen ions move out of the cell' = <b>2 marks</b>
		(ii)	active transport involved / cyanide prevents active transport / (mechanism) is active / (mechanism) needs energy / (mechanism) needs ATP ;	1	<b>IGNORE</b> descriptions of observation 4 e.g. no ATP is made  <b>IGNORE</b> 'mechanism / active loading, does not work in presence of cyanide' as too vague
	(c)	(i)	active transport ;  concentration / pH / H <sup>+</sup> / proton / electrochemical ;  facilitated ;  diffusion ;  amino acids ;	5	<b>Mark the first answer.</b> If the answer is correct and a further answer is given that is incorrect or contradicts the correct answer then = <b>0 marks</b> <b>IGNORE</b> active loading  <b>IGNORE</b> high <b>DO NOT ACCEPT</b> diffusion  <b>ACCEPT</b> facilitated diffusion  <b>ACCEPT</b> plasmodesmata <b>DO NOT CREDIT</b> facilitated diffusion  <b>DO NOT CREDIT</b> glucose / fructose / ions

F211

Mark Scheme

June 2014

Question		Answer	Mark	Guidance
	(ii)	many / large, <u>mitochondria</u> ; plasmodesmata (between companion cell and sieve tube) / described ; many ribosomes / extensive RER ; many proteins in the, plasma / cell surface, membrane ;	2	<b>IGNORE</b> qualification of type of protein
		<b>Total</b>	<b>12</b>	

F211

Mark Scheme

June 2014

Question			Answer	Mark	Guidance
5	(a)	(i)	mitosis ;	1	<b>CREDIT</b> correct spelling only <b>ACCEPT</b> binary fission
		(ii)	in the grex / 3 ;	1	
	(b)	(i)	<u>cell signalling</u> ;	1	
		(ii)	1 attraction of <u>cell(s)</u> to folic acid from bacteria ; 2 attraction of <u>cells</u> to each other by cAMP ; 3 coordinated movement in grex ; 4 differentiation / described, of (grex / slime mould) <u>cells</u> in response to DIF ;	2 max	<b>NOTE</b> must name the chemical involved for description (except mp 3 coordinated movement) <b>ACCEPT</b> attraction of cells to bacteria by folic acid <b>IGNORE</b> makes cells stick together
		(iii)	contains , receptors / glycoproteins / glycolipids / glycocalyx ; for , folic acid / cAMP / DIF ;	2	<b>DO NOT CREDIT</b> <i>consists</i> of receptors
	(c)		17 (hours) ;	1	
<b>Total</b>				<b>8</b>	

F211

Mark Scheme

June 2014

Question		Answer	Mark	Guidance
6				<b>Mark the first answer for each question part.</b> If the answer is correct and a further answer is given that is incorrect or contradicts the correct answer then = <b>0 marks</b>
	(a)	<u>homologous</u> (chromosomes) <b>OR</b> homologue(s) ;	1	<b>IGNORE</b> bivalent
	(b)	(organ) <u>system</u> ;	1	<b>DO NOT CREDIT</b> specific named system unless given as example
	(c)	<u>open</u> (circulatory system) ;	1	
	(d)	<u>meiosis</u> ;	1	<b>CREDIT</b> correct spelling only
	(e)	<u>ultrastructure</u> ;	1	
	(f)	<u>apoplast / apoplastic</u> ;	1	
	(g)	<u>exocytosis</u> ;	1	<b>DO NOT CREDIT</b> endocytosis / mass flow <b>IGNORE</b> bulk flow
		<b>Total</b>	<b>7</b>	

**OCR (Oxford Cambridge and RSA Examinations)**  
**1 Hills Road**  
**Cambridge**  
**CB1 2EU**

**OCR Customer Contact Centre**

**Education and Learning**

Telephone: 01223 553998

Facsimile: 01223 552627

Email: [general.qualifications@ocr.org.uk](mailto:general.qualifications@ocr.org.uk)

[www.ocr.org.uk](http://www.ocr.org.uk)

For staff training purposes and as part of our quality assurance programme your call may be recorded or monitored

**Oxford Cambridge and RSA Examinations**  
**is a Company Limited by Guarantee**  
**Registered in England**  
**Registered Office; 1 Hills Road, Cambridge, CB1 2EU**  
**Registered Company Number: 3484466**  
**OCR is an exempt Charity**

**OCR (Oxford Cambridge and RSA Examinations)**  
**Head office**  
**Telephone: 01223 552552**  
**Facsimile: 01223 552553**

© OCR 2014

