



GCE

Biology B

H022/02: Biology in depth

Advanced Subsidiary GCE

Mark Scheme for June 2019

OCR (Oxford Cambridge and RSA) is a leading UK awarding body, providing a wide range of qualifications to meet the needs of candidates of all ages and abilities. OCR qualifications include AS/A Levels, Diplomas, GCSEs, Cambridge Nationals, Cambridge Technicals, Functional Skills, Key Skills, Entry Level qualifications, NVQs and vocational qualifications in areas such as IT, business, languages, teaching/training, administration and secretarial skills.

It is also responsible for developing new specifications to meet national requirements and the needs of students and teachers. OCR is a not-for-profit organisation; any surplus made is invested back into the establishment to help towards the development of qualifications and support, which keep pace with the changing needs of today's society.














This mark scheme is published as an aid to teachers and students, to indicate the requirements of the examination. It shows the basis on which marks were awarded by examiners. It does not indicate the details of the discussions which took place at an examiners' meeting before marking commenced.

All examiners are instructed that alternative correct answers and unexpected approaches in candidates' scripts must be given marks that fairly reflect the relevant knowledge and skills demonstrated.

Mark schemes should be read in conjunction with the published question papers and the report on the examination.

© OCR 2019

Annotations

Annotation	Meaning
	Blank Page – this annotation must be used on all blank pages within an answer booklet (structured or unstructured) and on each page of an additional object where there is no candidate response.
	Tick
	Cross
	Confused (replaces the question mark)
	Benefit of doubt
	AO1 – Knowledge and understanding
	AO2 – Apply knowledge and understanding
	AO3 - Analyse
	AO4 - Evaluation
	Omission
	Not answered question
	Noted but no credit given
	Too vague

OFR	Own figure rule
REP	Repetition

Subject-specific Marking Instructions

INTRODUCTION

Your first task as an Examiner is to become thoroughly familiar with the material on which the examination depends. This material includes:

- the specification, especially the assessment objectives
- the question paper
- the mark scheme.

You should ensure that you have copies of these materials.

You should ensure also that you are familiar with the administrative procedures related to the marking process. These are set out in the OCR booklet **Instructions for Examiners**. If you are examining for the first time, please read carefully **Appendix 5 Introduction to Script Marking: Notes for New Examiners**.

Please ask for help or guidance whenever you need it. Your first point of contact is your Team Leader.

Question			Answer	Marks	Guidance
1	(a)	(i)	both have the formula $C_6H_{12}O_6$ / same formula ✓	1	ACCEPT both have 6 carbon (atom) s ACCEPT both have a ring structure IGNORE ref to CH_2OH IGNORE ref to six-carbon ring
		(ii)	<i>ORA for glucose</i> fructose has two CH_2OH groups ✓ fructose has a 5, membered / sided, ring structure ✓	Max 1	ACCEPT glucose only has one CH_2OH ACCEPT glucose has a 6 membered/sided ring structure DO NOT CREDIT six-carbon ring
	(b)	(i)	Y ✓	1	IGNORE phloem
		(ii)	<u>differential stain</u> ✓ allow structures to become visible ✓ OR <i>idea of allow, tissues / cells, to be distinguished</i> ✓	Max 2	IGNORE named stains IGNORE refs to colourless IGNORE organelles/structures
	(c)	(i)	brown / yellow / orange AND less / no starch remaining ✓	1	
		(ii)	neutralisation ✓	1	CREDIT <i>idea of</i> the acid would interact with iodine
		(iii)	ref. to repeating with the same conditions ✓ without acid ✓	2	
		(iv)	use a colorimeter ✓	1	
			Total	10	

H022/02

Mark Scheme

June 2019

Question			Answer	Marks	Guidance
2	(a)	(i)	decrease in males and increase in females ✓ males 173 - 177 to 113 - 117 and females 38 - 42 to 53 - 57 ✓	2	ACCEPT males decrease by 56 - 64 and females increase by 11 - 19
		(ii)	same trend would continue ✓ <i>idea of lung cancer takes a long time to develop</i> ✓	2	ACCEPT it takes longer than 5 years to develop lung cancer
		(iii)	48 000 000 ✓✓	2	Correct answer = 2 marks If answer not given to two sig figs, then ALLOW 1 mark for 48 235 294 OR $(41\,000 \div 85) \times 100\,000$ ALLOW 1 mark for 480 OR $41\,000 \div 85$

	(b)*	<p><i>Please refer to the marking instructions on page 4 of this mark scheme for guidance on how to mark this question.</i></p> <p>Level 3 (5–6 marks) A detailed description of how lung cancer develops plus at least one example of both long term and short term effects of pollution on the respiratory system.</p> <p>Level 2 (3–4 marks) A partial description of how lung cancer develops plus at least one example of either the long term or short term effects of pollution on the respiratory system.</p> <p>Level 1 (1–2 marks) A description of either how lung cancer develops or examples of either long term or short term effects of pollution on the respiratory system</p> <p>0 marks No response or no response worthy of credit.</p>	6	<p>Short-term effects include</p> <ul style="list-style-type: none"> • irritation nose and throat • upper respiratory infections such as bronchitis and pneumonia • allergic reactions • aggravate the medical conditions e.g. asthma or emphysema. <p>Long-term health effects include</p> <ul style="list-style-type: none"> • chronic respiratory disease e.g. chronic bronchitis or emphysema, lung cancer. • ref. to causes / symptoms of COPD <p>Developing lung cancer include</p> <ul style="list-style-type: none"> • contains carcinogens/mutagens • carcinogens cause proto-oncogenes to form oncogenes • uncontrolled mitosis • tumour forms • references metastasis • description of malignant or benign.
		Total	12	

H022/02

Mark Scheme

June 2019

Question			Answer	Marks	Guidance
3	(a)	(i)	0.1-0.5 (s) ✓ pressure in the ventricles is greater than the atrium ✓	2	ORA
		(ii)	0.2-0.3 (s) ✓ pressure in the ventricle is greater than the aorta ✓	2	ORA
		(iii)	86 (bpm) ✓	1	ACCEPT 85.7 / 85
	(b)		mixing of oxygenated and deoxygenated blood ✓	1	ACCEPT legs receive less oxygenated blood IGNORE refs to whole body
	(c)	(i)	two suitable variables ✓ ✓	2	Including but not limited to: gender, age, ethnicity, exercise, duration of hypertension IGNORE ref to diet/time of day
		(ii)	arterial pressure decreases and venous pressure increases ✓ <i>idea that</i> decrease in the volume of blood in the artery OR increase in volume of blood in vein ✓	2	
		(iii)	17 (%) ✓✓ 2 (%) ✓✓	4	Correct answer = 4 marks If answer not given to the nearest whole number, then ALLOW 2 marks for correctly showing 16.7% and 2.2% IGNORE signs
			Total	14	

Question	Answer	Marks	Guidance
4 (a)*	<p><i>Please refer to the marking instructions on page 4 of this mark scheme for guidance on how to mark this question.</i></p> <p>Level 3 (5–6 marks) A detailed description and explanation of the dietary changes recommended and the antenatal tests and why they are carried out.</p> <p>Level 2 (3–4 marks) A basic description and explanation of the dietary changes recommended and the antenatal tests available and why they are carried out.</p> <p>Level 1 (1–2 marks) A basic description and explanation of the dietary changes recommended or the antenatal tests available and why they are carried out.</p> <p>0 marks No response or no response worthy of credit.</p>	6	<p>Indicative scientific points may include</p> <p>dietary changes include</p> <ul style="list-style-type: none"> • Protein –growth, enzymes, antibodies and haemoglobin • Calcium – for bone, teeth and muscle development • Folic acid – prevent neural tube/spinal/ brain defects and DNA replication/protein synthesis • Iron- for increased red blood cell count <p>routine tests</p> <ul style="list-style-type: none"> • ABO blood test-in case of transfusion • Rhesus test-details of possible immune response • Infectious disease blood test (HIV, syphilis, Hep. B) -baby can be treated before birth • Blood glucose test – can indicate diabetes • Ultrasound – check for development abnormalities • Urine test – pre-eclampsia • Other relevant tests e.g. amniocentesis • Blood pressure, weight

H022/02

Mark Scheme

June 2019

Question		Answer	Marks	Guidance
	(b)	<i>idea that</i> alcohol damages cell surface membrane ✓ cells lose water ✓ cell lyses ✓ contents of cell leaks out ✓	Max 2	
	(c)	(i)	week 6 ✓	1
		(ii)	week 12 ✓	1
	(d)	apoptosis / programmed cell death ✓ <u>enzymes</u> break down cell contents ✓ the cytoplasm shrinks ✓ chromatin condenses ✓ blebs form ✓ (blebs) are taken up by phagocytosis ✓	Max 2	ACCEPT organelles become tightly packed ACCEPT DNA breaks into fragments
			Total	12

H022/02

Mark Scheme

June 2019

Question		Answer	Marks	Guidance
6	(a)	<i>idea of</i> occurs most in winter ✓ (in winter) more people stay indoors ✓ (in winter) people are in closer proximity to each other ✓ (in winter) more chance of having another illness ✓	Max 2	ORA ORA ORA ORA
	(b)	3.14 x 10 ⁹ ✓✓	2	ALLOW 1 mark for 3141600000 OR (volume of droplet calculated / 5.0x10 ⁻⁴) x 3000
	(c)	(i)	2	provides herd immunity / described OR as many people as possible are vaccinated ✓ people living with or working near someone who is infected are vaccinated ✓ ACCEPT ring vaccination
		(ii)	Max 2	ACCEPT proteins major changes in the antigens of the same strain small changes in the shape and structure of antigens
	(d)	viral antigens pass through mucous membranes ✓ antigens, bind / AW, to specific B-cell (receptor) ✓ mitosis / AW, of B-cell ✓ B-cells differentiate into plasma cells ✓ plasma cells produce antibodies ✓	Max 4	IGNORE refs to T cells throughout ACCEPT enter blood ACCEPT clonal selection ACCEPT clonal expansion
		Total	12	

OCR (Oxford Cambridge and RSA Examinations)
The Triangle Building
Shaftesbury Road
Cambridge
CB2 8EA

OCR Customer Contact Centre

Education and Learning

Telephone: 01223 553998

Facsimile: 01223 552627

Email: general.qualifications@ocr.org.uk

www.ocr.org.uk

For staff training purposes and as part of our quality assurance programme your call may be recorded or monitored

Oxford Cambridge and RSA Examinations
is a Company Limited by Guarantee
Registered in England
Registered Office; The Triangle Building, Shaftesbury Road, Cambridge, CB2 8EA
Registered Company Number: 3484466
OCR is an exempt Charity

OCR (Oxford Cambridge and RSA Examinations)
Head office
Telephone: 01223 552552
Facsimile: 01223 552553

© OCR 2019

