



GCE

Biology B

H022/01: Foundations of biology

Advanced Subsidiary GCE

Mark Scheme for November 2020

OCR (Oxford Cambridge and RSA) is a leading UK awarding body, providing a wide range of qualifications to meet the needs of candidates of all ages and abilities. OCR qualifications include AS/A Levels, Diplomas, GCSEs, Cambridge Nationals, Cambridge Technicals, Functional Skills, Key Skills, Entry Level qualifications, NVQs and vocational qualifications in areas such as IT, business, languages, teaching/training, administration and secretarial skills.

It is also responsible for developing new specifications to meet national requirements and the needs of students and teachers. OCR is a not-for-profit organisation; any surplus made is invested back into the establishment to help towards the development of qualifications and support, which keep pace with the changing needs of today's society.

This mark scheme is published as an aid to teachers and students, to indicate the requirements of the examination. It shows the basis on which marks were awarded by examiners. It does not indicate the details of the discussions which took place at an examiners' meeting before marking commenced.












All examiners are instructed that alternative correct answers and unexpected approaches in candidates' scripts must be given marks that fairly reflect the relevant knowledge and skills demonstrated.

Mark schemes should be read in conjunction with the published question papers and the report on the examination.

© OCR 2020

Annotations

Annotation	Meaning
DO NOT ALLOW	Answers which are not worthy of credit
IGNORE	Statements which are irrelevant
ALLOW	Answers that can be accepted
()	Words which are not essential to gain credit
—	Underlined words must be present in answer to score a mark
ECF	Error carried forward
AW	Alternative wording
ORA	Or reverse argument

Annotation	Meaning
	correct response
	incorrect response
	benefit of the doubt
	benefit of the doubt not given
	error carried forward
	information omitted
	ignore
	Blank page
	Marking point partially met
	Underline (for ambiguous / contradictory wording)
	contradiction

Subject-specific Marking Instructions

INTRODUCTION

Your first task as an Examiner is to become thoroughly familiar with the material on which the examination depends. This material includes:

- the specification, especially the assessment objectives
- the question paper
- the mark scheme.

You should ensure that you have copies of these materials.

You should ensure also that you are familiar with the administrative procedures related to the marking process. These are set out in the OCR booklet **Instructions for Examiners**. If you are examining for the first time, please read carefully **Appendix 5 Introduction to Script Marking: Notes for New Examiners**.

Please ask for help or guidance whenever you need it. Your first point of contact is your Team Leader.

H022/01

Mark Scheme

November 2020

SECTION A

Question	Answer	Marks	AO element	Guidance
1	C	1	AO1.1	
2	B	1	AO1.2	
3	B	1	AO2.8	
4	C	1	AO2.8	
5	B	1	AO1.2	
6	A	1	AO1.1	
7	C	1	AO1.1	
8	B	1	AO1.1	
9	D	1	AO2.5	
10	A	1	AO2.8	
11	D	1	AO2.5	
12	A	1	AO1.2	
13	C	1	AO1.2	
14	A	1	AO2.1	
15	B	1	AO2.4	
16	B	1	AO1.1	
17	C	1	AO1.1	
18	D	1	AO2.1	
19	B	1	AO2.1	
20	A	1	AO1.1	
	Total	20		

Question		Answer	Marks	AO element	Guidance
21	(a)	<i>idea that</i> mass lost may not be just water ✓ some water used by plants e.g. for photosynthesis ✓	2	AO3.1	IGNORE references to the accuracy of the balance IGNORE references to water lost to atmosphere
	(b)	(i) number / surface area , of leaves on cutting ✓ (as) increase in surface area would increase , transpiration / number of stomata ✓ OR (thick) waxy cuticle (on leaf surface) ✓ waterproofs the leaf / prevents water loss ✓ OR number / size , of stomata ✓ affects , diffusion / evaporation , (of water) from mesophyll cells ✓	2 max	AO2.7	explanation must be linked to factor IGNORE surface area : volume ALLOW ORA for decrease
	(b)	(ii) <i>potometer</i> measures water uptake ✓ times how long it takes for air bubble to travel fixed distance ✓ <i>advantages</i> transpiration measurements taken over shorter time scale ✓ <i>disadvantages</i> more difficult to set up ✓ needs to be checked regularly / cannot be left for a long time ✓	4 max	AO3.4	ALLOW ora advantages and disadvantages for method in Fig.21.1 ALLOW e.g. measure distance travelled by air bubble in fixed time e.g. calculates the rate of movement of the air bubble ALLOW e.g. difficult to ensure no air bubbles

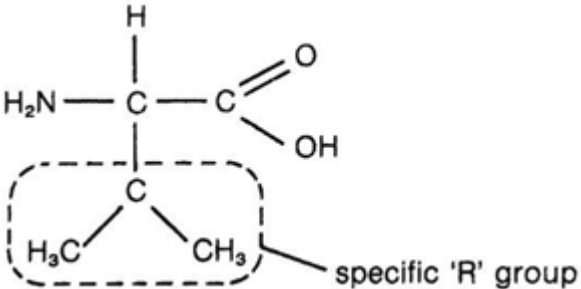
Question		Answer	Marks	AO element	Guidance
	(c)	(i)	plants could have lost mass due to leaf loss ✓ AVP ✓	1 max	AO3.1 IGNORE ref to human error e.g. evapotranspiration e.g. stomata may have closed in secondary data set e.g. different plant species used
		(ii)	56.5 (%) ✓ ✓	2	AO2.8 If answer incorrect ALLOW 1 mark for incorrect sig. figs e.g. 56.52 or 57 (%) OR for $(0.36-0.23) \div 0.23$
	(d)	(i)	stoma Y is open / stoma X is closed ✓ stoma Y guard cells are turgid ✓ lower water potential in guard cell (cytoplasm) ✓ water moves into guard cell by , osmosis / down water potential gradient ✓	3 max	AO2.3 ALLOW ora for stoma X
	(d)	(ii)	(length) 10 / 11 / 12 / 13 ✓ ✓ (unit) micrometer or μm ✓	3	AO2.4 If answer incorrect ALLOW 1 mark for incorrect sig. figs. e.g. 12.5 OR correct calculation e.g. $20 \text{ mm} \div 2000$
			Total	17	

SECTION B

Question			Answer	Marks	AO element	Guidance
22	(a)	(i)	immune system responds to harmless substance ✓ produces antibodies to , allergen / antigen ✓ inflammatory response triggered ✓	2 max	AO1.1	ALLOW harmless antigen ALLOW e.g. causes itching / inflammation
		(ii)	Any two for 1 mark : dust mites ✓ animal hair ✓ mould / fungal spores ✓ (named) food ✓	1 max	AO1.1	
	(b)		<i>supporting statements</i> 100% asthmatic sufferers showed sensitivity to allergens by age 24 ✓ <i>idea that</i> as age increases there is increasing allergen sensitivity amongst asthmatics ✓ <i>idea of correlation</i> between asthma and allergen sensitivity ✓ <i>negative statements</i> other factors e.g. gender not considered ✓ correlation does not mean causal ✓	4max	AO3.4	
	(c)		<i>Chronic condition</i> (asthma is) long-term / slow onset ✓ inflammation is chronic ✓ <i>Acute condition</i> (asthma is) short lasting / sudden onset ✓ (asthma) attack , bronchial spasm , is acute ✓	3 max	AO1.1	
			Total	10		

Question		Answer	Marks	AO element	Guidance
23	(a)	small / reduced volume of , <u>left</u> ventricle ✓ small / narrow , aorta ✓ small(er) valves on <u>left</u> side ✓	2 max	AO2.1	ALLOW named valves
	(b)	(i) <i>suggestion</i> reduced cardiac output OR increased heart rate / tachycardia OR heart attack ✓ <i>reason</i> lack of , oxygen / nutrients , to , heart / cardiac , muscle ✓	2	AO1.2	
	(b)	(ii) shortens diffusion distance ✓ allows organisms to grow larger ✓ moves substances quickly ✓	2 max	AO1.1	ALLOW named substances
Total			6		

Question		Answer	Marks	AO element	Guidance												
24	(a)	<table border="1"> <thead> <tr> <th>Stage</th> <th>Reason</th> <th></th> </tr> </thead> <tbody> <tr> <td>ultrasound</td> <td>locates position of , fetus / placenta</td> <td>✓</td> </tr> <tr> <td>addition of colchicine</td> <td>stops mitosis</td> <td>✓</td> </tr> <tr> <td>addition of a fluorescent stain</td> <td>allows chromosomes to be seen</td> <td>✓</td> </tr> </tbody> </table>	Stage	Reason		ultrasound	locates position of , fetus / placenta	✓	addition of colchicine	stops mitosis	✓	addition of a fluorescent stain	allows chromosomes to be seen	✓	3	AO1.2	<p>One mark per row</p> <p>ALLOW AW e.g.so fetus does not get damaged when needle inserted</p>
Stage	Reason																
ultrasound	locates position of , fetus / placenta	✓															
addition of colchicine	stops mitosis	✓															
addition of a fluorescent stain	allows chromosomes to be seen	✓															
	(b)	<p>photograph is taken and cut ✓</p> <p>chromosomes are put in pairs ✓</p> <p>chromosomes put in order (of size) ✓</p>	2 max	AO2.1	<p>ALLOW e.g. produce computerised image</p> <p>ALLOW e.g. chromosomes in image are rearranged into pairs using computer for two marks</p>												
	(c) (i)	<p>abnormality seen on ultrasound scan ✓</p> <p>family history of (named) syndrome caused by chromosomal mutation ✓</p> <p>first baby has (named) syndrome ✓</p> <p>reason for needing to know sex of baby ✓</p>	2 max	AO2.1	<p>ALLOW e.g. ultrasound scan shows need for further investigation</p> <p>ALLOW (named) e.g. Down's syndrome</p> <p>ALLOW (named) e.g. Down's syndrome</p> <p>e.g. family history of genetic disorder affecting males</p>												
	(c) (ii)	<p>amniocentesis can be done at 15 weeks ✓</p> <p>less chance of miscarriage than CVS ✓</p> <p>less chance of causing fetal deformities than CVS ✓</p>	2 max	AO2.1	<p>CVS or chorionic villus sampling only needs to be mentioned once for MP2 and 3</p>												
		Total	9														

Question		Answer	Marks	AO element	Guidance
25	(a)	globular ✓ quaternary ✓ prosthetic ✓ iron ion ✓ complementary ✓	5	AO1.1	ALLOW Fe ion / Fe ²⁺ / Fe ³⁺ DO NOT ALLOW Fe ⁺
	(b) (i)	Both needed for 1 mark <i>Reaction</i> hydrolysis <i>Bond</i> peptide ✓	1	AO1.1	
	(b) (ii)	All three correct = 2 marks Any two correct = 1 mark H (atom) NH ₂ COOH ✓ ✓	2	AO2.1	Two marks for complete drawing as example 
		Total	8		

OCR (Oxford Cambridge and RSA Examinations)
The Triangle Building
Shaftesbury Road
Cambridge
CB2 8EA

OCR Customer Contact Centre

Education and Learning

Telephone: 01223 553998

Facsimile: 01223 552627

Email: general.qualifications@ocr.org.uk

www.ocr.org.uk

For staff training purposes and as part of our quality assurance programme your call may be recorded or monitored