



UNIVERSITY OF CAMBRIDGE INTERNATIONAL EXAMINATIONS
General Certificate of Education Advanced Level

CANDIDATE
NAME

CENTRE
NUMBER

--	--	--	--	--

CANDIDATE
NUMBER

--	--	--	--



BIOLOGY

9700/52

Paper 5 Planning, Analysis and Evaluation

May/June 2010

1 hour 15 minutes

Candidates answer on the Question Paper.

No Additional Materials are required.

READ THESE INSTRUCTIONS FIRST

Write your Centre number, candidate number and name on all the work you hand in.

Write in dark blue or black pen.

You may use a soft pencil for any diagrams, graphs or rough working.

Do not use staples, paper clips, highlighters, glue or correction fluid.

DO NOT WRITE IN ANY BARCODES.

Answer **both** questions.

At the end of the examination, fasten all your work securely together.

The number of marks is given in brackets [] at the end of each question or part question.

For Examiner's Use	
1	
2	
Total	

This document consists of 7 printed pages and 1 blank page.



1 Fig. 1.1 shows one type of potometer used by a student to investigate transpiration.

For
Examiner's
Use

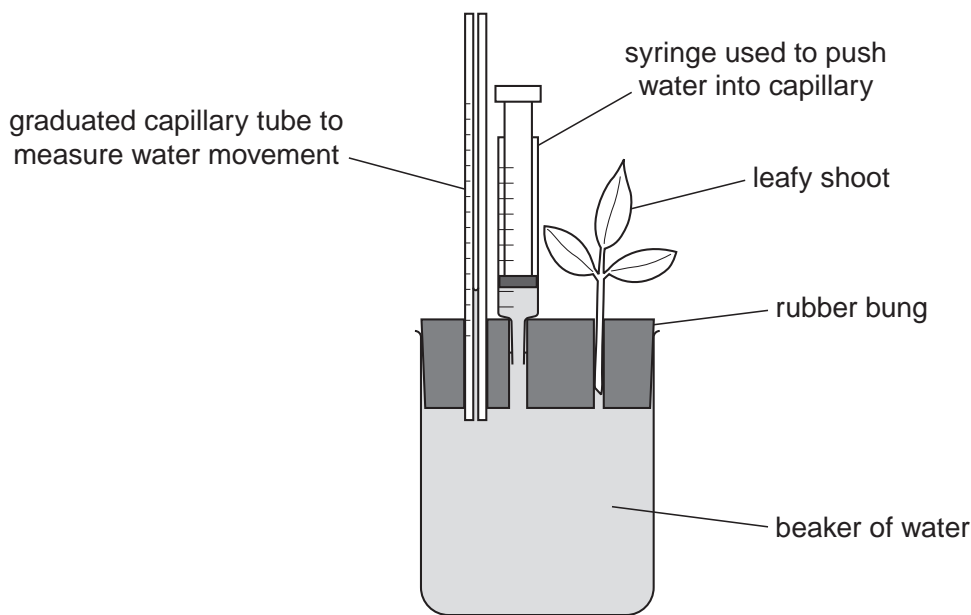


Fig. 1.1

(a) (i) Suggest a hypothesis the student could test about the transpiration of a mesophyte (a plant adapted to a moist environment) and a xerophyte (a plant adapted to a dry environment).

.....
..... [1]

(ii) Using this potometer, outline a procedure that the student could use to test this hypothesis.

.....
.....
.....
.....
.....
.....
.....
.....
.....
.....
.....

- (c) (i) The student then measured the surface area of the leaves by tracing the outline on a grid and counting the number of squares covered by the leaves. This area was doubled.

For
Examiner's
Use

Mesophyte:

surface area of leaves = 36 cm^2

water loss in 30 minutes = 0.018 cm^3

Calculate the rate of water loss in $\text{cm}^3 \text{ m}^{-2} \text{ min}^{-1}$.

Show all the steps in your calculation.

[3]

- (ii) State a statistical test that the student could use to find out if the difference in water loss between the two types of leaf is significant. State a reason for your choice.

.....

..... [2]

- (d) In a further investigation the student measured the loss in mass of each type of leaf.

Fig. 1.2 shows the experimental set-up.

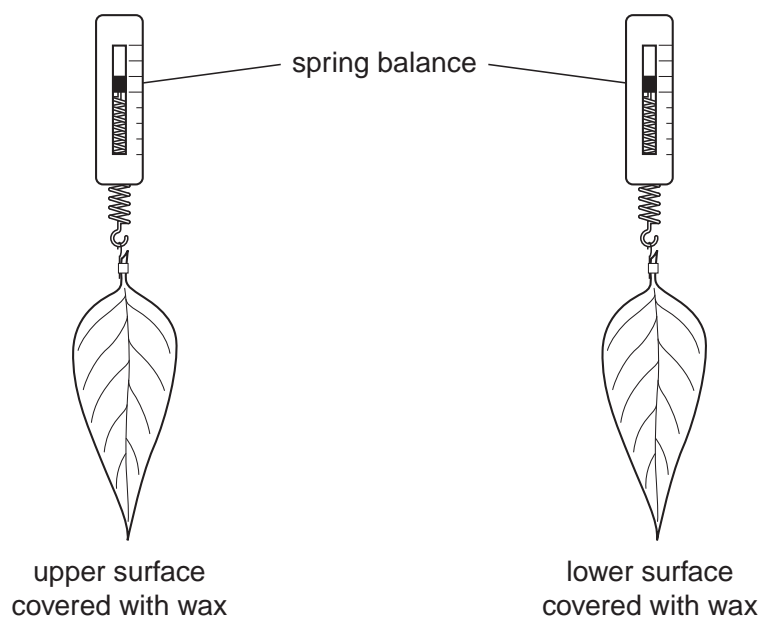


Fig. 1.2

5

Table 1.1 shows the results of this investigation.

Table 1.1

day	loss in mass/g per day			
	upper side covered		lower side covered	
	mesophyte	xerophyte	mesophyte	xerophyte
1	4.25	0.55	1.15	0.05
2	3.20	0.35	1.00	0.05
3	1.55	0.20	0.75	0.00
4	0.50	0.10	0.95	0.05
5	0.05	0.04	1.00	0.00
total loss in mass/g	9.55	1.24	4.85	0.15

For
Examiner's
Use

State three conclusions that can be drawn from these results.

1.

.....

2.

.....

3.

..... [3]

[Total: 21]

2 The effects of the concentration of two amino acids was tested on the growth of fibroblast cells from mice. The following procedure was used:

- a culture of 2000–3000 cells was added to a growth medium containing all the required nutrients other than the amino acids being tested
- a total of ten cultures were used for each concentration of amino acid
- the cells in the culture were fed every two days with fresh amino acid solution
- after 6 days five cell samples from each of the cultures were counted
- the proportional increase in cell number was calculated for each culture.

Table 2.1 shows the results of this investigation.

Table 2.1

	mean proportional increase in cell number									
	concentration of amino acid added / mmol dm ⁻³									
	0.0	0.1	0.2	0.5	1.0	2.5	5.0	10.0	20.0	40.0
glutamine	0.5	1.0	5.2	7.6	8.7	6.3	1.2	1.3	0.0	0.0
glutamic acid	0.4	0.2	0.1	0.3	0.4	0.4	0.4	0.6	0.8	0.3

(a) State two variables that should be controlled in this investigation. For each, suggest a method by which it might be controlled.

1.
.....
.....
.....
 2.
.....
.....
.....
- [4]

(b) Explain how the proportional increase in cell number is calculated.

.....
.....

[1]

BLANK PAGE

Permission to reproduce items where third-party owned material protected by copyright is included has been sought and cleared where possible. Every reasonable effort has been made by the publisher (UCLES) to trace copyright holders, but if any items requiring clearance have unwittingly been included, the publisher will be pleased to make amends at the earliest possible opportunity.

University of Cambridge International Examinations is part of the Cambridge Assessment Group. Cambridge Assessment is the brand name of University of Cambridge Local Examinations Syndicate (UCLES), which is itself a department of the University of Cambridge.



UNIVERSITY OF CAMBRIDGE INTERNATIONAL EXAMINATIONS
General Certificate of Education Advanced Level

CANDIDATE
NAME

CENTRE
NUMBER

--	--	--	--	--

CANDIDATE
NUMBER

--	--	--	--



BIOLOGY

9700/53

Paper 5 Planning, Analysis and Evaluation

May/June 2010

1 hour 15 minutes

Candidates answer on the Question Paper.

No Additional Materials are required.

READ THESE INSTRUCTIONS FIRST

Write your Centre number, candidate number and name on all the work you hand in.

Write in dark blue or black pen.

You may use a soft pencil for any diagrams, graphs or rough working.

Do not use staples, paper clips, highlighters, glue or correction fluid.

DO NOT WRITE IN ANY BARCODES.

Answer **both** questions.

At the end of the examination, fasten all your work securely together.

The number of marks is given in brackets [] at the end of each question or part question.

For Examiner's Use	
1	
2	
Total	

This document consists of 7 printed pages and 1 blank page.



- (c) (i) The student then measured the surface area of the leaves by tracing the outline on a grid and counting the number of squares covered by the leaves. This area was doubled.

For
Examiner's
Use

Mesophyte:

surface area of leaves = 36 cm^2

water loss in 30 minutes = 0.018 cm^3

Calculate the rate of water loss in $\text{cm}^3 \text{ m}^{-2} \text{ min}^{-1}$.

Show all the steps in your calculation.

[3]

- (ii) State a statistical test that the student could use to find out if the difference in water loss between the two types of leaf is significant. State a reason for your choice.

.....

..... [2]

- (d) In a further investigation the student measured the loss in mass of each type of leaf.

Fig. 1.2 shows the experimental set-up.

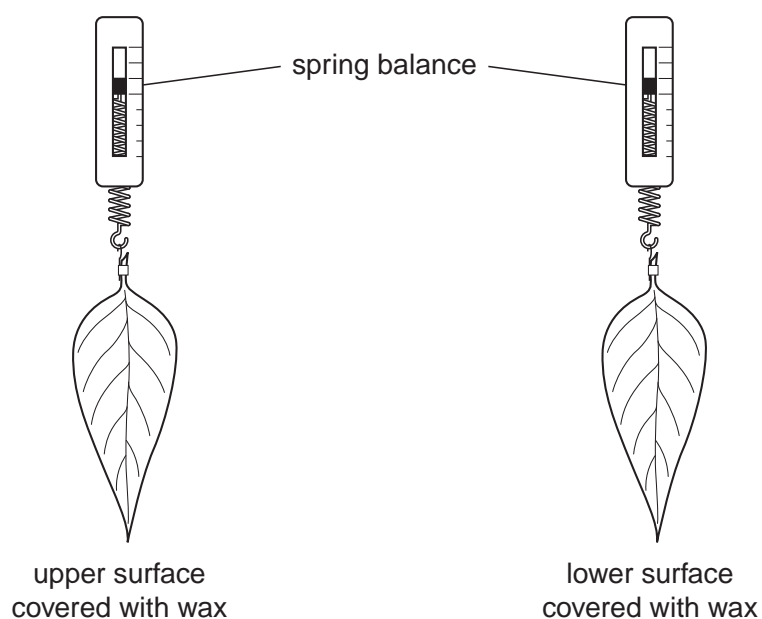


Fig. 1.2

5

Table 1.1 shows the results of this investigation.

Table 1.1

day	loss in mass/g per day			
	upper side covered		lower side covered	
	mesophyte	xerophyte	mesophyte	xerophyte
1	4.25	0.55	1.15	0.05
2	3.20	0.35	1.00	0.05
3	1.55	0.20	0.75	0.00
4	0.50	0.10	0.95	0.05
5	0.05	0.04	1.00	0.00
total loss in mass/g	9.55	1.24	4.85	0.15

For
Examiner's
Use

State three conclusions that can be drawn from these results.

1.

.....

2.

.....

3.

..... [3]

[Total: 21]

2 The effects of the concentration of two amino acids was tested on the growth of fibroblast cells from mice. The following procedure was used:

- a culture of 2000–3000 cells was added to a growth medium containing all the required nutrients other than the amino acids being tested
- a total of ten cultures were used for each concentration of amino acid
- the cells in the culture were fed every two days with fresh amino acid solution
- after 6 days five cell samples from each of the cultures were counted
- the proportional increase in cell number was calculated for each culture.

Table 2.1 shows the results of this investigation.

Table 2.1

	mean proportional increase in cell number									
	concentration of amino acid added / mmol dm ⁻³									
	0.0	0.1	0.2	0.5	1.0	2.5	5.0	10.0	20.0	40.0
glutamine	0.5	1.0	5.2	7.6	8.7	6.3	1.2	1.3	0.0	0.0
glutamic acid	0.4	0.2	0.1	0.3	0.4	0.4	0.4	0.6	0.8	0.3

(a) State two variables that should be controlled in this investigation. For each, suggest a method by which it might be controlled.

1.

2.

 [4]

(b) Explain how the proportional increase in cell number is calculated.

 [1]

BLANK PAGE

Permission to reproduce items where third-party owned material protected by copyright is included has been sought and cleared where possible. Every reasonable effort has been made by the publisher (UCLES) to trace copyright holders, but if any items requiring clearance have unwittingly been included, the publisher will be pleased to make amends at the earliest possible opportunity.

University of Cambridge International Examinations is part of the Cambridge Assessment Group. Cambridge Assessment is the brand name of University of Cambridge Local Examinations Syndicate (UCLES), which is itself a department of the University of Cambridge.