

**GCSE (9-1) Mathematics**  
**J560/02 Paper 2 (Foundation Tier)**

**Question Set 2**

1. (a) (i) (a) Work out.  
(i) £4.25 + £5.18

(a)(i) £..... [1]

- (ii) (ii) -8 + 11

(ii) ..... [1]

- (iii) (iii) -6 × -9

(iii) ..... [1]

- (b) (i) (b) Use one of these symbols <, > or = to make each statement true.

(i) 4.5 ..... 4.34 [1]

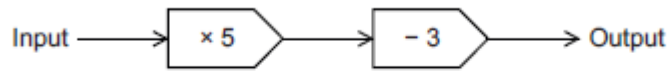
(ii) (ii)  $\frac{3}{4}$  ..... 0.8 [1]

(iii) (iii)  $\frac{3}{5}$  ..... 0.6 [1]

2. By rounding each value to one significant figure, estimate the cost of 3.9kg of apples at 87p per kg.

£..... [2]

3. (a) (i) Here is a function machine.



(a) (i) Find the output when the input is 7.

(a)(i) ..... [1]

(ii) (ii) Find the input when the output is 42.

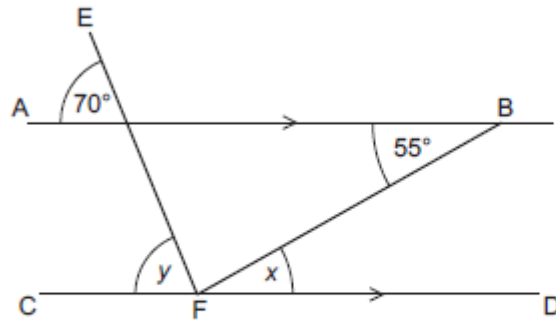
(ii) ..... [2]

(b) The input is  $x$  and the output is  $y$ .

Write an equation for  $y$  in terms of  $x$ .

(b) ..... [2]

4. AB and CD are parallel lines.  
EF and FB are straight lines.



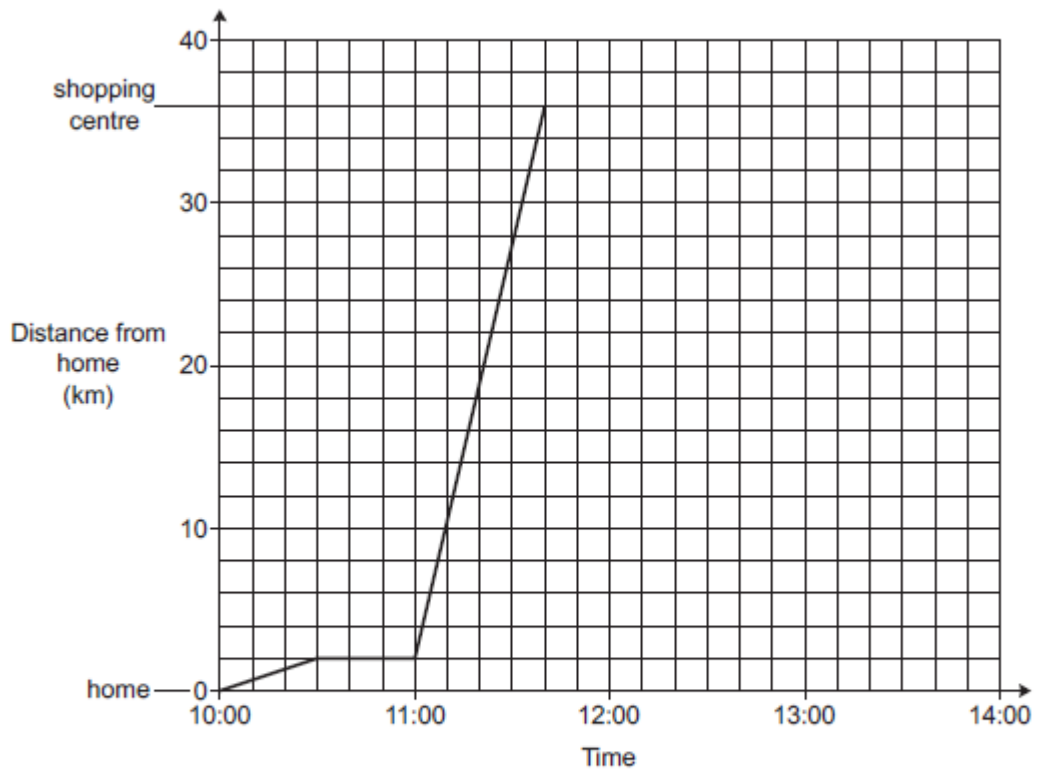
Not to scale

Complete the following statements.

$x = 55^\circ$  because .....

$y = 70^\circ$  because ..... [2]

5. (a) The graph shows Sarah's journey from her home to a shopping centre.



- (a) State an assumption that has been made when the graph was drawn.

.....  
 ..... [1]

- (b) What is the distance from Sarah's home to the shopping centre?

(b) ..... km [1]

- (c) Between which two times did Sarah stop?  
 Explain how the graph shows this.

From ..... to ..... shown on the graph by .....

.....  
 ..... [2]

- (d) (i) Sarah stays at the shopping centre until 13:00.  
 She then travels home without stopping.  
 Her journey home takes 40 minutes.

Complete the graph to show this information. [3]

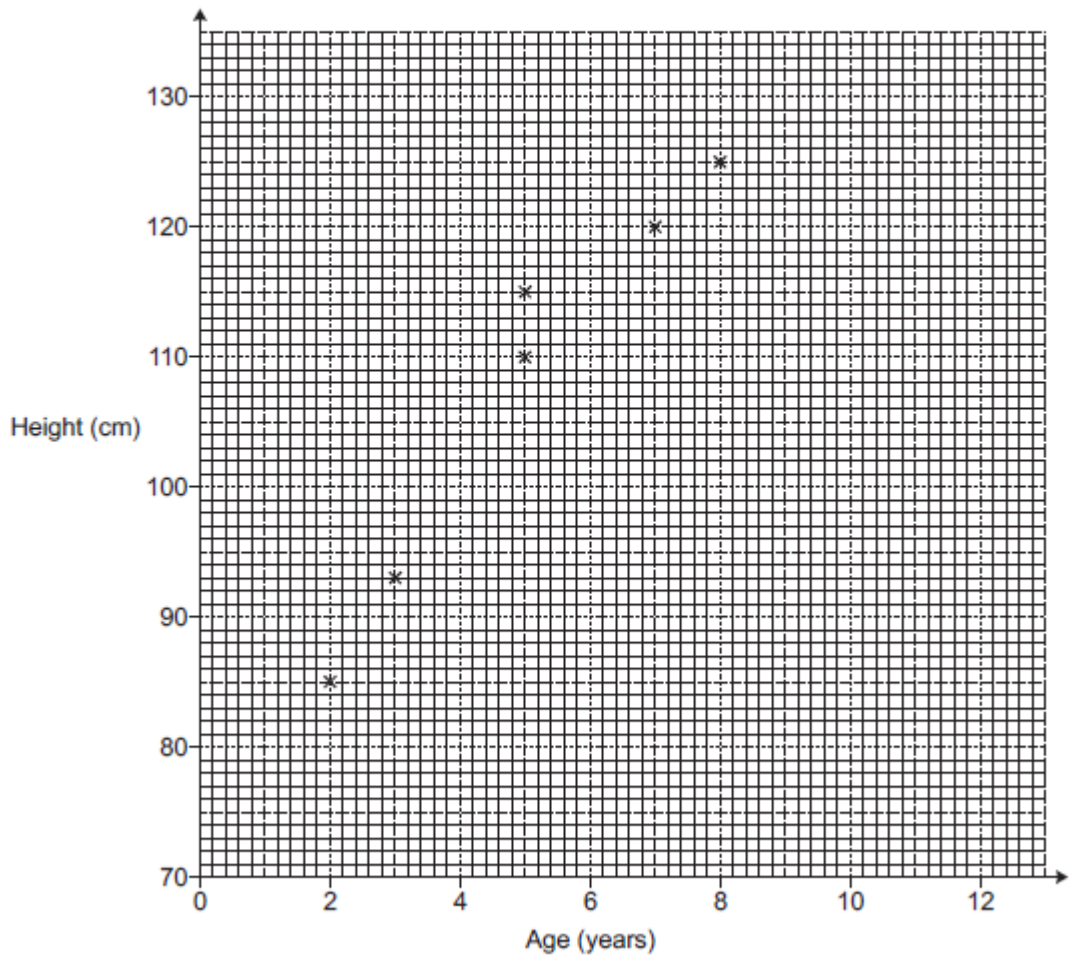
- (ii) Work out Sarah's average speed for her journey home.  
Give your answer in kilometres per hour.

(d)(ii) ..... km/h [3]

6. (a) A doctor records the ages, in years, and the heights, in centimetres, of 10 girls.

Age (years)	2	5	3	7	5	8	3	6	9	4
Height (cm)	85	115	93	120	110	125	90	117	127	103

The points for the first six girls are plotted on the scatter diagram.



- (a) Plot the points for the remaining four girls. [2]

- (b) Describe the type of correlation shown in the scatter diagram.

..... [1]

(c) The doctor says that by using a line of best fit on the scatter diagram, the height of a 6-year-old girl is around 95 cm.

Does the scatter diagram support the doctor's statement?  
Explain your reasoning.

.....  
..... [2]

(d) Explain why the scatter diagram and line of best fit should not be used to estimate the height of a 12-year-old girl.

.....  
..... [1]

7. Kate is 5 feet 2 inches tall.  
Alice is 1.57 metres tall.  
Alice says that she is taller than Kate.

Use the conversions below to decide if Alice is correct.

12 inches = 1 foot 1 inch = 2.5 centimetres
--

..... [4]

8. (a) Ed has a card shop.

(a) He buys a particular card for £1.20 and sells it for £1.68.

Calculate his percentage profit on this card.

(a) ..... % [3]

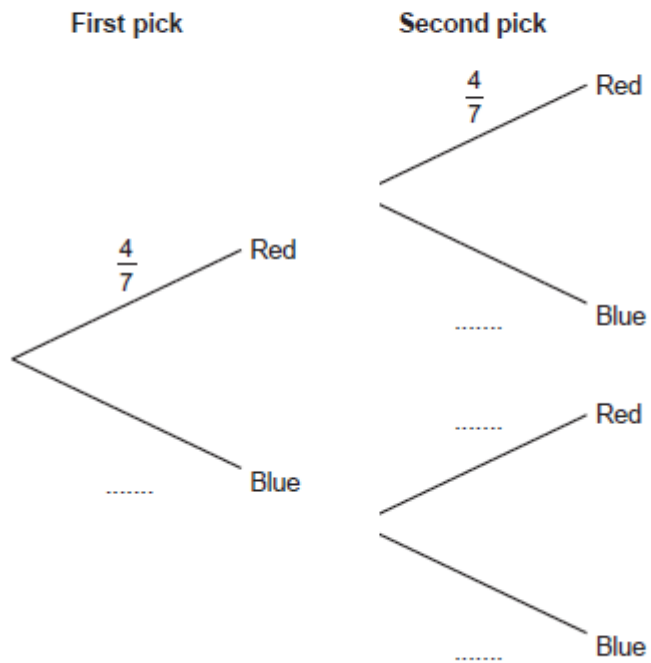
- (b) Ed's profit on "Good Luck" cards in 2018 was £360.  
This was a decrease of 20% on his profit in 2017.

Work out Ed's profit on "Good Luck" cards in 2017.

(b) £ ..... [3]

9. (a) A bag contains 4 red counters and 3 blue counters only.  
Jack picks a counter at random and then replaces it.  
Jack then picks a second counter at random.

(a) Complete the tree diagram.



[2]

(b) Work out the probability that Jack picks two red counters.

(b) ..... [2]

10.

One day, a group of people had a driving test.  
40 of this group were men and the rest were women.  
 $\frac{3}{5}$  of the men and  $\frac{2}{3}$  of the women passed the driving test.  
The number of men and women that passed the driving test was the same.  
Work out the number of women that took the driving test that day.

..... [5]

**Total Marks for Question Set 2: 50**



---

# OCR

Oxford Cambridge and RSA

## **Copyright Information**

OCR is committed to seeking permission to reproduce all third-party content that it uses in its assessment materials. OCR has attempted to identify and contact all copyright holders whose work is used in this paper. To avoid the issue of disclosure of answer-related information to candidates, all copyright acknowledgements are reproduced in the OCR Copyright Acknowledgements Booklet. This is produced for each series of examinations and is freely available to download from our public website ([www.ocr.org.uk](http://www.ocr.org.uk)) after the live examination series.

If OCR has unwittingly failed to correctly acknowledge or clear any third-party content in this assessment material, OCR will be happy to correct its mistake at the earliest possible opportunity.

For queries or further information please contact The OCR Copyright Team, The Triangle Building, Shaftesbury Road, Cambridge CB2 8EA.

OCR is part of the Cambridge Assessment Group; Cambridge Assessment is the brand name of University of Cambridge Local Examinations Syndicate (UCLES), which is itself a department of the University of Cambridge