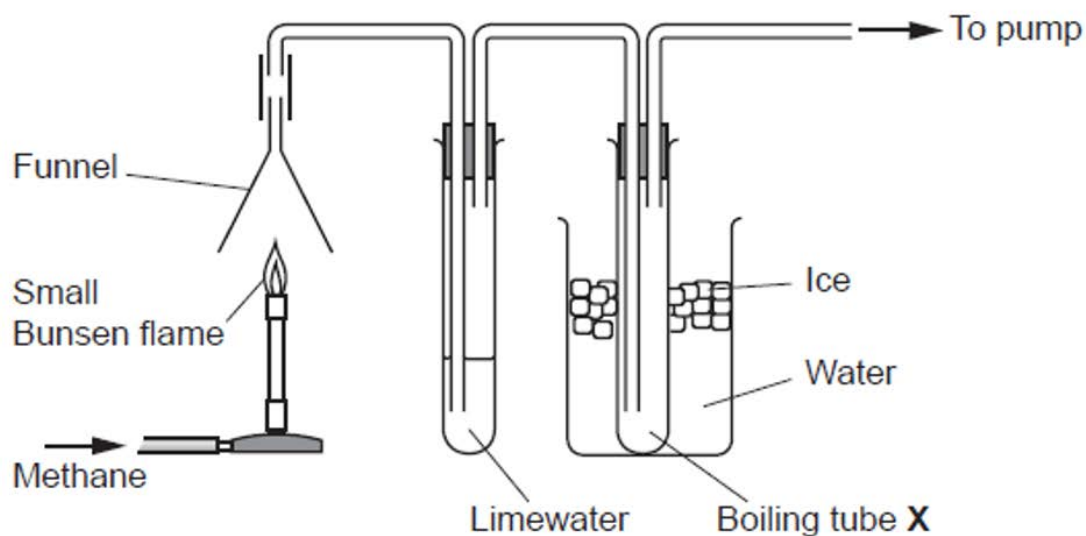


GCSE Chemistry A (Gateway Science)
J248/04 Chemistry A C4-C6 and C7 (Higher Tier)

Question Set 9

- 1 A student did an experiment to prove that methane gas, CH_4 , produces carbon dioxide and water when it burns.

Look at the diagram of her experiment.



- (a) The limewater turned milky showing that carbon dioxide had been formed.

A small amount of a colourless liquid condensed in boiling tube X. The student said that this proved that burning methane produced water.

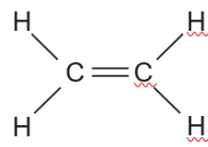
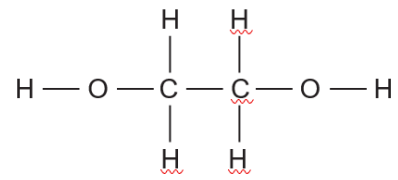
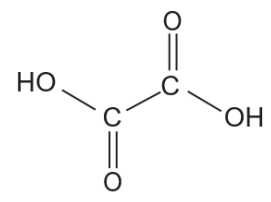
The teacher said that the experiment had been set up incorrectly.

The teacher said that the student's conclusion about water was not valid.

Describe and explain how the student could change how the experiment is set up to prove that water is produced **by burning methane**.

[2]

(b) Look at the monomers shown in the table.

Monomer	Structure
Ethene	
Ethane-1,2-diol	
<u>Ethanedioic acid</u>	

Two of the monomers from the table react to form a polymer which is a **polyester**.

Explain, using the appropriate monomers from the table, how the polyester is formed.

Include the **type of polymerisation** and an **equation for the reaction** in your answer.

[4]

(c) DNA and proteins are biological polymers.

(i) How many **different** monomers are found in a DNA polymer?

[1]

(ii) What are the monomers in **proteins** called?

[1]

(d) An alcohol, **X**, has the formula C_3H_7OH .

Alcohol **X** can be oxidised to a compound, **Y**, with the molecular formula $C_3H_6O_2$.

(i) Compound **Y** is **not** an alcohol but is a member of another homologous series.

Write down the name of this homologous series.

[1]

(ii) Draw the **displayed formula** of a molecule of alcohol **X** and of a molecule of compound **Y**.

Show all the covalent bonds.

Alcohol **X**

Compound **Y**

[2]

Total Marks for Question Set 9: 11

Resource Materials

The Periodic Table of the Elements

(1)	(2)	(3)	(4)	(5)	(6)	(7)	(0)											
1	2	<div style="border: 1px solid black; padding: 5px; text-align: center;"> Key atomic number Symbol name relative atomic mass </div>						18										
1 H hydrogen 1.0	2 He helium 4.0	3 Li lithium 6.9	4 Be beryllium 9.0	5 B boron 10.8	6 C carbon 12.0	7 N nitrogen 14.0	8 O oxygen 16.0	9 F fluorine 19.0	10 Ne neon 20.2									
11 Na sodium 23.0	12 Mg magnesium 24.3	13 Al aluminium 27.0	14 Si silicon 28.1	15 P phosphorus 31.0	16 S sulfur 32.1	17 Cl chlorine 35.5	18 Ar argon 39.9											
19 K potassium 39.1	20 Ca calcium 40.1	21 Sc scandium 45.0	22 Ti titanium 47.9	23 V vanadium 50.9	24 Cr chromium 52.0	25 Mn manganese 54.9	26 Fe iron 55.8	27 Co cobalt 58.9	28 Ni nickel 58.7	29 Cu copper 63.5	30 Zn zinc 65.4	31 Ga gallium 69.7	32 Ge germanium 72.6	33 As arsenic 74.9	34 Se selenium 79.0	35 Br bromine 79.9	36 Kr krypton 83.8	
37 Rb rubidium 85.5	38 Sr strontium 87.6	39 Y yttrium 88.9	40 Zr zirconium 91.2	41 Nb niobium 92.9	42 Mo molybdenum 95.9	43 Tc technetium	44 Ru ruthenium 101.1	45 Rh rhodium 102.9	46 Pd palladium 106.4	47 Ag silver 107.9	48 Cd cadmium 112.4	49 In indium 114.8	50 Sn tin 118.7	51 Sb antimony 121.8	52 Te tellurium 127.6	53 I iodine 126.9	54 Xe xenon 131.3	
55 Cs caesium 132.9	56 Ba barium 137.3	57-71 lanthanoids	72 Hf hafnium 178.5	73 Ta tantalum 180.9	74 W tungsten 183.8	75 Re rhenium 186.2	76 Os osmium 190.2	77 Ir iridium 192.2	78 Pt platinum 195.1	79 Au gold 197.0	80 Hg mercury 200.6	81 Tl thallium 204.4	82 Pb lead 207.2	83 Bi bismuth 209.0	84 Po polonium	85 At astatine	86 Rn radon	
87 Fr francium	88 Ra radium	89-103 actinoids	104 Rf rutherfordium	105 Db dubnium	106 Sg seaborgium	107 Bh bohrium	108 Hs hassium	109 Mt meitnerium	110 Ds darmstadtium	111 Rg roentgenium	112 Cn copernicium		114 Fl flerovium		116 Lv livermorium			

OCR

Oxford Cambridge and RSA

Copyright Information

OCR is committed to seeking permission to reproduce all third-party content that it uses in its assessment materials. OCR has attempted to identify and contact all copyright holders whose work is used in this paper. To avoid the issue of disclosure of answer-related information to candidates, all copyright acknowledgements are reproduced in the OCR Copyright Acknowledgements Booklet. This is produced for each series of examinations and is freely available to download from our public website (www.ocr.org.uk) after the live examination series.

If OCR has unwittingly failed to correctly acknowledge or clear any third-party content in this assessment material, OCR will be happy to correct its mistake at the earliest possible opportunity.

For queries or further information please contact The OCR Copyright Team, The Triangle Building, Shaftesbury Road, Cambridge CB2 8EA.

OCR is part of the Cambridge Assessment Group; Cambridge Assessment is the brand name of University of Cambridge Local Examinations Syndicate (UCLES), which is itself a department of the University of Cambridge