

GCSE Biology B (Twenty First Century Science)
J257/02 Depth in Biology (Foundation)

Question Set 20

1 Beth is investigating the rate of anaerobic cellular respiration in yeast. She tests different sugar solutions to see what effect they have on the respiration of yeast. One of the solutions contains glucose.

(a) Beth starts by measuring out 30 cm³ of glucose solution using a measuring cylinder.

Fig. 8.1 shows four attempts she made at doing this.

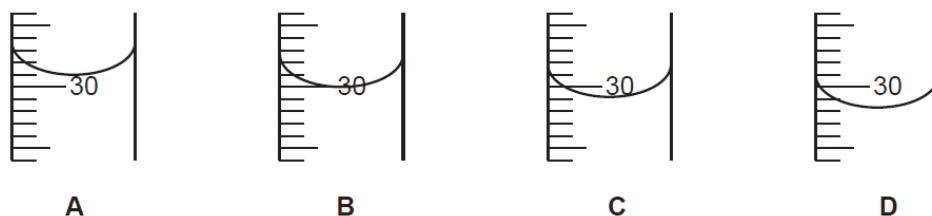


Fig. 8.1

In which attempt, **A**, **B**, **C** or **D**, did Beth have 30 cm³ of glucose solution?

Attempt [1]

(b) Beth sets up her materials and apparatus as shown in Fig. 8.2.

Anaerobic cellular respiration takes place in the yeast. This makes a gas.

Beth wants to collect the gas using a **measuring cylinder**.

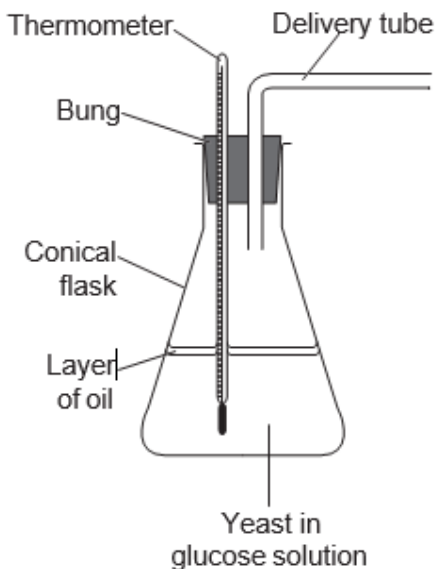


Fig. 8.2

Complete the diagram in Fig. 8.2 to show how Beth should set up the **measuring cylinder** to collect the gas.

Add labels to your diagram.

[3]

- (c) Beth collects some of the gas made by the anaerobic cellular respiration. She tests the gas by putting a glowing splint into it.

Table 8.1 describes the results she would see for different gases.

Gas	Result of the test
Air	The splint would continue glowing.
Carbon dioxide	The splint would stop glowing.
Hydrogen	There would be a squeaky pop.
Oxygen	The splint would start burning with a flame.

Table 8.1

What result would you expect to see for the gas Beth has collected? Explain your answer.

[2]

- (d) Beth noticed that the reading on the thermometer increased during the experiment.

The temperature in the room did not increase.

Explain why the glucose solution containing yeast warmed up.

[1]

Another student, Jamal, is also investigating the rate of anaerobic cellular respiration in yeast.

Jamal sets up his materials and apparatus differently to Beth, as shown in Fig. 8.3.

- He places the conical flask in a water bath at room temperature.
- He uses a gas syringe to collect the gas made by anaerobic cellular respiration.

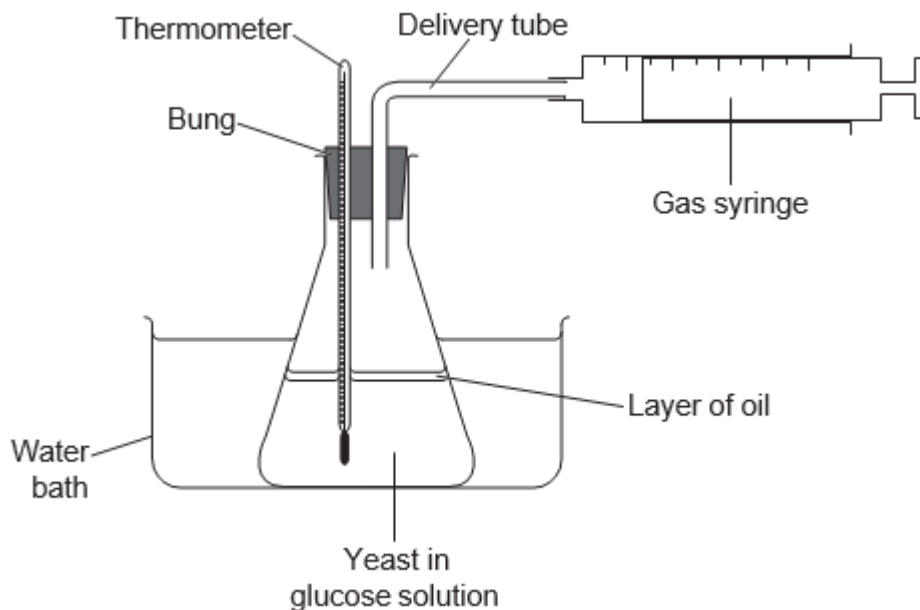


Fig. 8.3

Jamal wants to find out what effect different sugar solutions have on the rate of

anaerobic cellular respiration in the yeast.

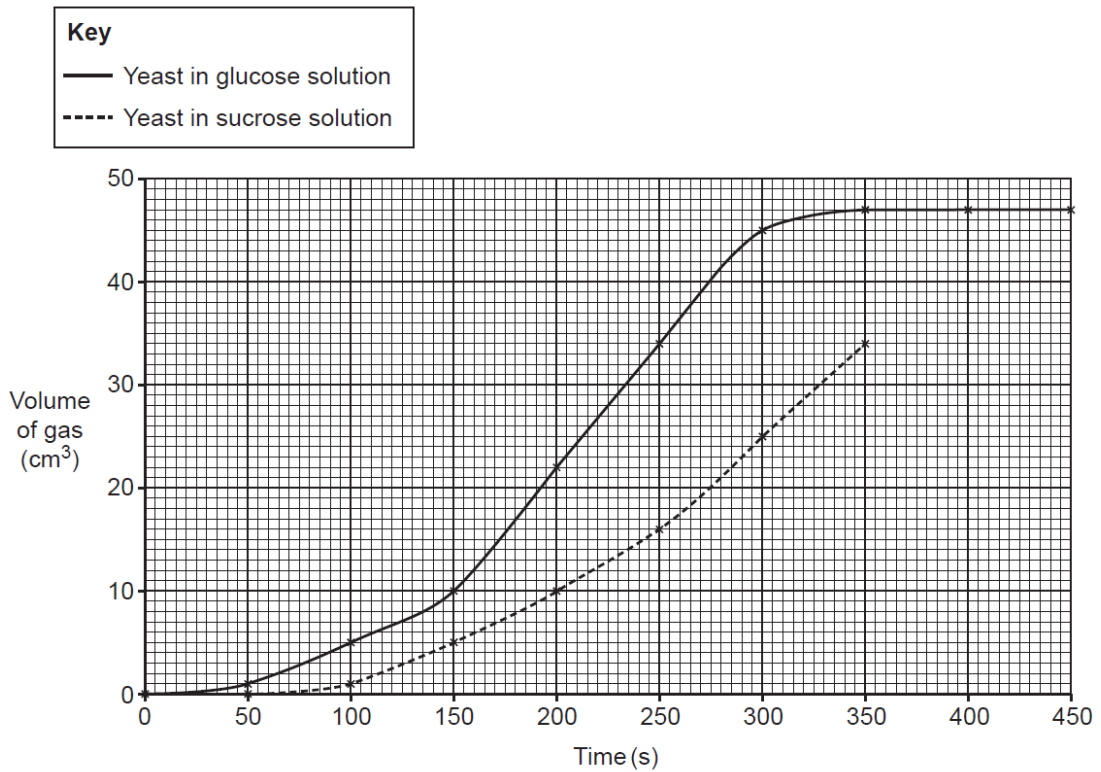
Jamal collects data from the yeast in the glucose solution and then from the yeast in sucrose solution.

- (e) Using the water bath at room temperature will help Jamal to compare his results from the glucose and sucrose solutions more fairly.

Suggest **two** reasons why.

[2]

Jamal plots his results on a graph, as shown in **Fig. 8.4**.



- (f) The final measurements for the yeast with the sucrose solution are shown in **Table 8.2**.

Time (s)	Volume of gas (cm ³)
400	42
450	45

- (g) Plot the final measurements on the graph. [1]
 What volume of gas is collected from the yeast with the sucrose solution after 275 seconds?

Volume = cm³ [1]

(h) How long did it take for the yeast to use all of the glucose from the glucose solution?
Explain your answer.

Time.....s [2]
(i) Calculate the rate of anaerobic respiration in the yeast with glucose solution
between 150 seconds and 250 seconds.

Give the **appropriate units** in your answer.

Rate = units..... [3]
(j) Jamal concludes that the rate of anaerobic cellular respiration is faster when
yeast is in glucose solution.

Describe **two** pieces of evidence from the graph in **Fig. 8.4** that support Jamal's
conclusion.

[2]

Total Marks for Question Set 20: 18

OCR

Oxford Cambridge and RSA

Copyright Information

OCR is committed to seeking permission to reproduce all third-party content that it uses in its assessment materials. OCR has attempted to identify and contact all copyright holders whose work is used in this paper. To avoid the issue of disclosure of answer-related information to candidates, all copyright acknowledgements are reproduced in the OCR Copyright Acknowledgements Booklet. This is produced for each series of examinations and is freely available to download from our public website (www.ocr.org.uk) after the live examination series.

If OCR has unwittingly failed to correctly acknowledge or clear any third-party content in this assessment material, OCR will be happy to correct its mistake at the earliest possible opportunity.

For queries or further information please contact The OCR Copyright Team, The Triangle Building, Shaftesbury Road, Cambridge CB2 8EA.

OCR is part of the Cambridge Assessment Group; Cambridge Assessment is the brand name of University of Cambridge Local Examinations Syndicate (UCLES), which is itself a department of the University of Cambridge