

GCSE Biology A (Gateway)

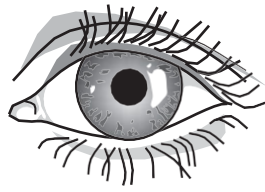
J247/03 B1-B3 and B7 Higher (Higher Tier)

Question Set 9

1

A girl walks from a sunny beach into a dark café.

Diagram **A** shows the girl's left eye on the beach.



A



B

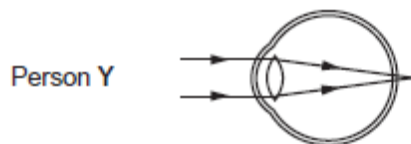
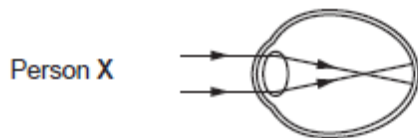
(a) Diagram **B** shows the girl's left eye after she enters the café.

Explain how you can tell this and how this change happens.

[3]

(b) Look at the diagrams.

They show how light is focused in people with different eye defects.



[2]

(i) Name the eye defect in each person.

Person **X**

.....

Person **Y**

.....

[2]

- (ii) Identify the type of corrective lens needed by person **X** and **Y** and explain how the lenses work.

[3]

Total Marks for Question Set 9: 10

OCR

Oxford Cambridge and RSA

Copyright Information

OCR is committed to seeking permission to reproduce all third-party content that it uses in its assessment materials. OCR has attempted to identify and contact all copyright holders whose work is used in this paper. To avoid the issue of disclosure of answer-related information to candidates, all copyright acknowledgements are reproduced in the OCR Copyright Acknowledgements Booklet. This is produced for each series of examinations and is freely available to download from our public website (www.ocr.org.uk) after the live examination series.

If OCR has unwittingly failed to correctly acknowledge or clear any third-party content in this assessment material, OCR will be happy to correct its mistake at the earliest possible opportunity.

For queries or further information please contact The OCR Copyright Team, The Triangle Building, Shaftesbury Road, Cambridge CB2 8EA.

OCR is part of the Cambridge Assessment Group; Cambridge Assessment is the brand name of University of Cambridge Local Examinations Syndicate (UCLES), which is itself a department of the University of Cambridge