

Write your name here	
Surname	Other names
Centre Number	Candidate Number
<input type="text"/>	<input type="text"/>
Edexcel GCE	
Physics	
Advanced	
Unit 4: Physics on the Move	
Thursday 13 June 2013 – Afternoon Time: 1 hour 35 minutes	Paper Reference 6PH04/01
You must have: Ruler	Total Marks

Instructions

- Use **black** ink or ball-point pen.
- **Fill in the boxes** at the top of this page with your name, centre number and candidate number.
- Answer **all** questions.
- Answer the questions in the spaces provided
– *there may be more space than you need.*

Information

- The total mark for this paper is 80.
- The marks for **each** question are shown in brackets
– *use this as a guide as to how much time to spend on each question.*
- Questions labelled with an **asterisk** (*) are ones where the quality of your written communication will be assessed
– *you should take particular care with your spelling, punctuation and grammar, as well as the clarity of expression, on these questions.*
- The list of data, formulae and relationships is printed at the end of this booklet.
- Candidates may use a scientific calculator.

Advice

- Read each question carefully before you start to answer it.
- Keep an eye on the time.
- Try to answer every question.
- Check your answers if you have time at the end.

Turn over ►

P41635A

©2013 Pearson Education Ltd.

1/1/1/1/



PEARSON

SECTION A

Answer ALL questions.

For questions 1–10, in Section A, select one answer from A to D and put a cross in the box .
If you change your mind, put a line through the box and then
mark your new answer with a cross .

- 1 The nucleus of one of the isotopes of nickel is represented by ${}^{60}_{28}\text{Ni}$.

Which line correctly identifies a neutral atom of this isotope?

	Number of protons	Number of neutrons	Number of electrons
<input type="checkbox"/> A	28	32	28
<input type="checkbox"/> B	28	32	32
<input type="checkbox"/> C	28	60	28
<input type="checkbox"/> D	60	28	28

(Total for Question 1 = 1 mark)

- 2 A charged, non-magnetic particle is moving in a magnetic field.

Which of the following would **not** affect the magnetic force acting on the particle?

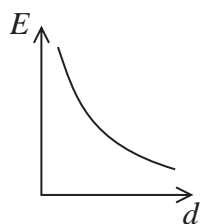
- A the magnitude of the charge on the particle
 B the strength of the magnetic field
 C the velocity component parallel to the magnetic field direction
 D the velocity component perpendicular to the magnetic field direction

(Total for Question 2 = 1 mark)

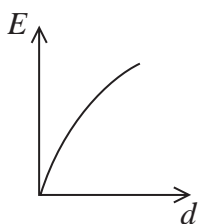


- 3 Two parallel, conducting plates are connected to a battery. One plate is connected to the positive terminal and the other plate to the negative terminal. The plate separation d is gradually increased while the plates stay connected to the battery.

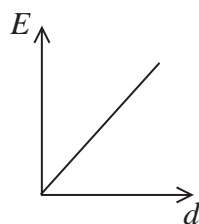
Select the graph that shows how the electric field strength E between the plates varies with separation d .



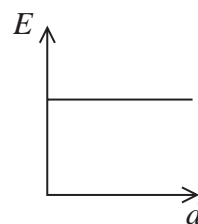
A



B



C



D

- A
- B
- C
- D

(Total for Question 3 = 1 mark)

- 4 A fairground roundabout makes 8 revolutions in 1 minute. The angular velocity of the roundabout is

- A 0.10 rad s^{-1}
- B 0.42 rad s^{-1}
- C 0.84 rad s^{-1}
- D 0.94 rad s^{-1}

(Total for Question 4 = 1 mark)

- 5 A correct re-statement of the equation $E_k = p^2/2m$ is

- A $\frac{1}{2}mv^2 = p^2$
- B $p^2 = m^2v^2$
- C $p^2/m = 2v^2$
- D $mv^2 = \frac{1}{2}p^2$

(Total for Question 5 = 1 mark)



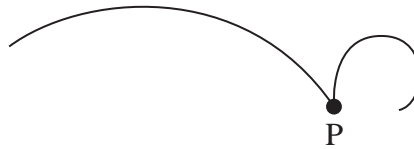
- 6 A muon has a mass of $106 \text{ MeV}/c^2$.

The mass of a muon, to two significant figures, is

- A $1.7 \times 10^{-11} \text{ kg}$
 B $5.7 \times 10^{-20} \text{ kg}$
 C $1.9 \times 10^{-28} \text{ kg}$
 D $1.9 \times 10^{-34} \text{ kg}$

(Total for Question 6 = 1 mark)

- 7 The diagram shows the tracks from an event at a point P in a bubble chamber. A magnetic field is directed into the page.



The tracks cannot show the production of a proton-antiproton pair with equal kinetic energies because

- A the curvature is perpendicular to the magnetic field.
 B the tracks curve in different directions.
 C the tracks have different curvatures.
 D there is no track before point P.

(Total for Question 7 = 1 mark)

- 8 A racing car of mass 1200 kg travels at 0.63 rad s^{-1} around a bend of radius 50 m . The force on the car necessary for this motion is

- A $2.4 \times 10^4 \text{ N}$ away from the centre of the circle.
 B $2.4 \times 10^4 \text{ N}$ towards the centre of the circle.
 C $3.8 \times 10^4 \text{ N}$ away from the centre of the circle.
 D $3.8 \times 10^4 \text{ N}$ towards the centre of the circle.

(Total for Question 8 = 1 mark)



- 9 A cyclotron is a type of particle accelerator. It consists of two metal Dees which are connected to a high frequency voltage supply and are in a strong magnetic field.

The particles change their speed because

- A of the magnetic field they are in.
- B the voltage supply is alternating.
- C there is a potential difference between the two Dees.
- D the magnetic field is at right angles to the Dees.

(Total for Question 9 = 1 mark)

- 10 The de Broglie wavelength for neutrons used to study crystal structure is 1.2 nm.
mass of a neutron = 1.67×10^{-27} kg

The speed of these neutrons would be

- A 3.0×10^6 m s⁻¹
- B 3.3×10^2 m s⁻¹
- C 3.0×10^{-3} m s⁻¹
- D 3.3×10^{-7} m s⁻¹

(Total for Question 10 = 1 mark)

TOTAL FOR SECTION A = 10 MARKS



12 The table gives some of the properties of the up, down and strange quarks.

Type of quark	Charge/ e	Strangeness
u	$+2/3$	0
d	$-1/3$	0
s	$-1/3$	-1

There are nine possible ways of combining u, d and s quarks and their antiquarks to make nine different mesons. These are listed below

$u\bar{u}$ $u\bar{d}$ $u\bar{s}$ $d\bar{d}$ $d\bar{u}$ $d\bar{s}$ $s\bar{s}$ $s\bar{u}$ $s\bar{d}$

(a) From the list select the four strange mesons and state the charge and strangeness of each of them.

(4)

Meson	Charge/ e	Strangeness

(b) Some of the mesons in the list have zero charge and zero strangeness.

Suggest what might distinguish these mesons from each other.

(1)

.....

.....

.....

(Total for Question 12 = 5 marks)



13 In an experiment to investigate the structure of the atom, α -particles are fired at a thin metal foil, which causes the α -particles to scatter.

(a) (i) State the direction in which the number of α -particles detected will be a maximum.

(1)

(ii) State what this suggests about the structure of the atoms in the metal foil.

(1)

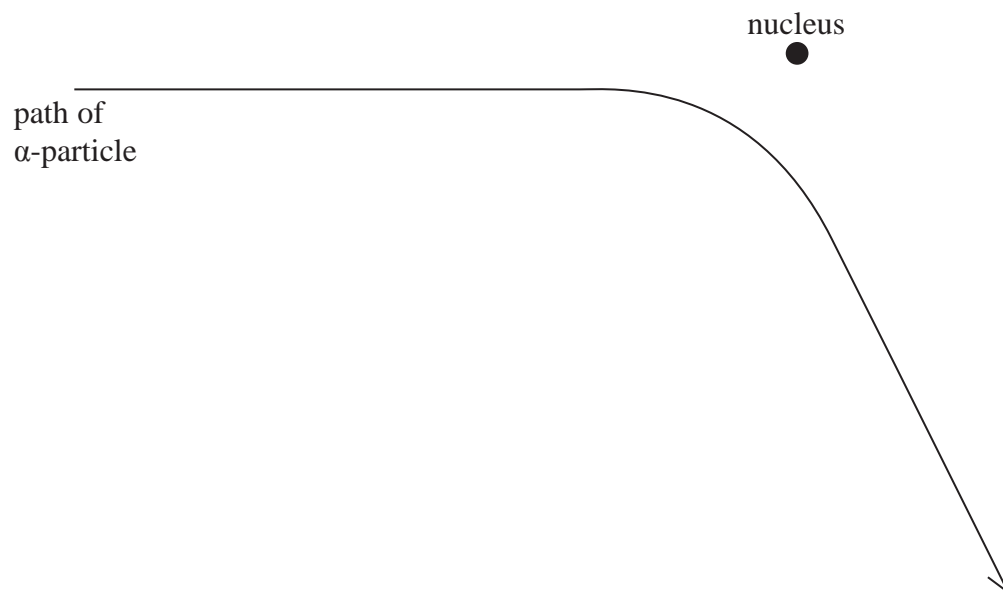
(b) Some α -particles are scattered through 180° .

State what this suggests about the structure of the atoms in the metal foil.

(2)



- (c) The diagram shows the path of an α -particle passing near to a single nucleus in the metal foil.



- (i) Name the force that causes the deflection of the α -particle. (1)

- (ii) On the diagram, draw an arrow to show the direction of the force acting on the α -particle at the point where the force is a maximum. Label the force F. (2)

- (iii) The foil is replaced by a metal of greater proton number.

Draw the path of an α -particle that has the same initial starting point and velocity as the one drawn in the diagram.

(2)

(Total for Question 13 = 9 marks)





BLANK PAGE



14 A student is investigating how the potential difference across a capacitor varies with time as the capacitor is charging.

He uses a $100\ \mu\text{F}$ capacitor, a $5.0\ \text{V}$ d.c. supply, a resistor, a voltmeter and a switch.

(a) (i) Draw a diagram of the circuit he should use.

(2)

(ii) Suggest why a voltage sensor connected to a data logger might be a suitable instrument for measuring the potential difference across the capacitor in this investigation.

(1)

Turn over for Question 14(b)



P 4 1 6 3 5 A 0 1 1 2 4

(b) Calculate the maximum charge stored on the capacitor.

(2)

.....

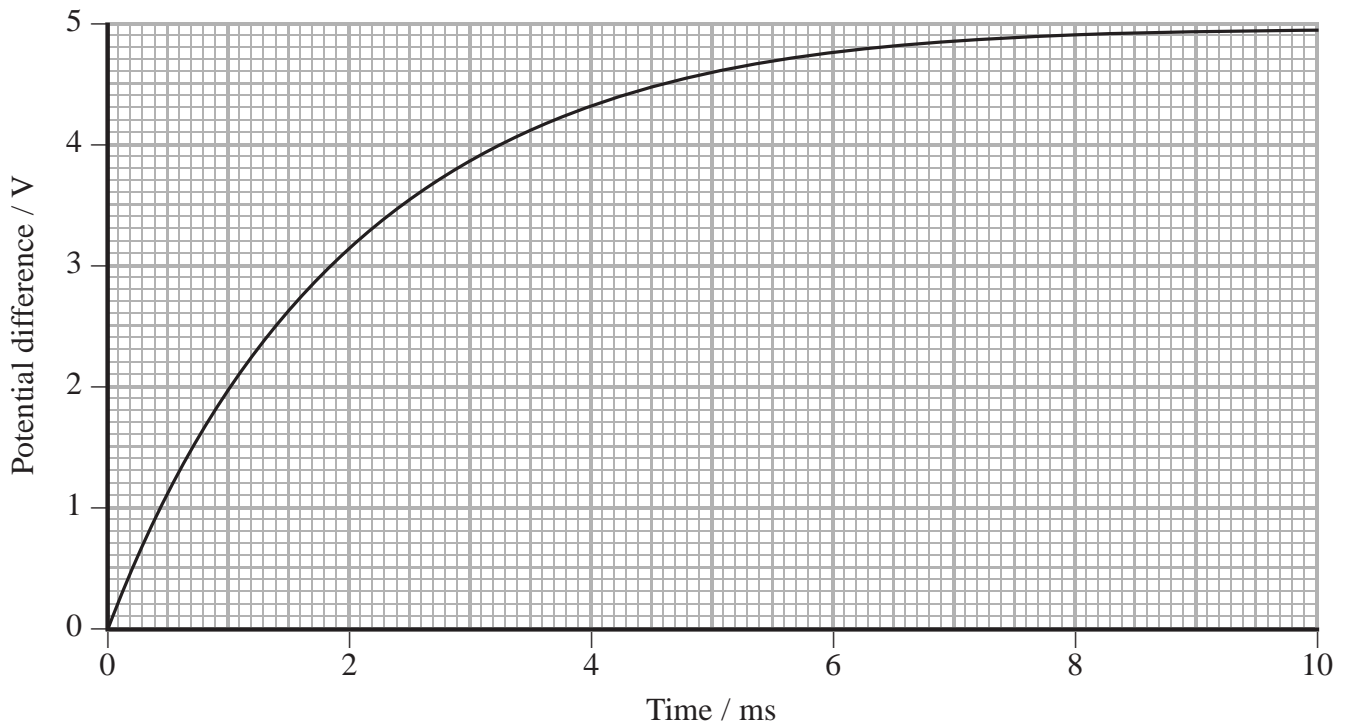
.....

.....

.....

Charge =

(c) The graph shows how the potential difference across the capacitor varies with time as the capacitor is charging.



(i) Estimate the average charging current over the first 10 ms.

(2)

.....

.....

.....

Average charging current =



(ii) Use the graph to estimate the initial rate of increase of potential difference across the capacitor and hence find the initial charging current.

(3)

.....

.....

.....

.....

.....

.....

.....

Initial charging current =

(iii) Use the value of the initial charging current to find the resistance of the resistor.

(2)

.....

.....

.....

.....

Resistance =

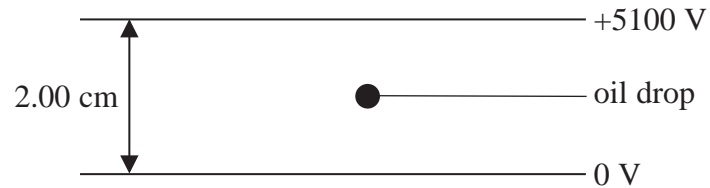
(Total for Question 14 = 12 marks)



- 15 The charge on an electron was originally measured in an experiment called the Millikan Oil Drop experiment.

In a simplified version of this experiment, an oil drop with a small electric charge is placed between two horizontal, parallel plates with a large potential difference (p.d.) across them. The p.d. is adjusted until the oil drop is stationary.

For a particular experiment, a p.d. of 5100 V was required to hold a drop of mass 1.20×10^{-14} kg stationary.



- (a) Add to the diagram to show the electric field lines between the plates. (3)
- (b) State whether the charge on the oil drop is positive or negative. (1)
-
- (c) Complete the free-body force diagram to show the forces acting on the oil drop. You should ignore upthrust. (2)



(d) (i) Calculate the magnitude of the charge on the oil drop.

(4)

.....

.....

.....

.....

.....

.....

Charge =

(ii) Calculate the number of electrons that would have to be removed or added to a neutral oil drop for it to acquire this charge.

(2)

.....

.....

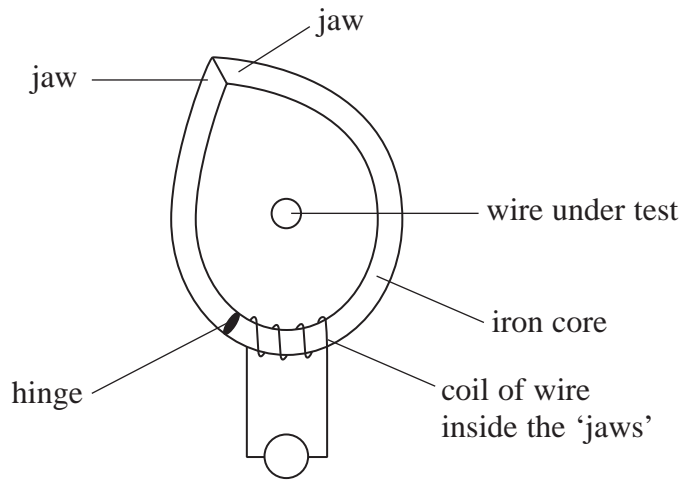
.....

Number of electrons =

(Total for Question 15 = 12 marks)



16 The photograph shows a digital clamp meter or 'amp-clamp'. This can be used to measure the current in the live wire coming from the mains supply without breaking the circuit.



The 'jaws' of the clamp are opened, placed around the wire carrying the current and then closed. Inside the 'jaws' is an iron core with a coil of wire wrapped around it.

*(a) Explain how an e.m.f. would be produced in the coil of wire inside the amp-clamp when the 'jaws' are placed around a wire carrying an alternating current.

(4)

.....

.....

.....

.....

.....

.....

.....

.....

.....

.....

.....



(b) State why the amp-clamp cannot be used with a steady direct current.

(1)

(c) The amp-clamp cannot be used with a cable that is used to plug a domestic appliance like a lamp into the mains supply.

Explain why not.

(2)

(d) (i) Explain why the amp-clamp can be used to determine the magnitude of different alternating currents with the same frequency.

(2)

(ii) The amp-clamp may **not** be reliable when comparing alternating currents of different frequencies.

Suggest why not.

(2)

(Total for Question 16 = 11 marks)



P 4 1 6 3 5 A 0 1 7 2 4

17 (a) Explain what is meant by the principle of conservation of momentum.

(2)

.....

.....

.....

(b) The picture shows a toy car initially at rest with a piece of modelling clay attached to it.



A student carries out an experiment to find the speed of a pellet fired from an air rifle. The pellet is fired horizontally into the modelling clay. The pellet remains in the modelling clay as the car moves forward. The motion of the car is filmed for analysis.

The car travels a distance of 69 cm before coming to rest after a time of 1.3 s.

(i) Show that the speed of the car immediately after being struck by the pellet was about 1 m s^{-1} .

(2)

.....

.....

.....

(ii) State an assumption you made in order to apply the equation you used.

(1)

.....

.....



(iii) Show that the speed of the pellet just before it collides with the car is about 120 m s^{-1}

mass of car and modelling clay = 97.31g

mass of pellet = 0.84 g

(3)

(c) The modelling clay is removed and is replaced by a metal plate of the same mass. The metal plate is fixed to the back of the car. The experiment is repeated but this time the pellet bounces backwards.

* (i) Explain why the speed of the toy car will now be greater than in the original experiment.

(3)

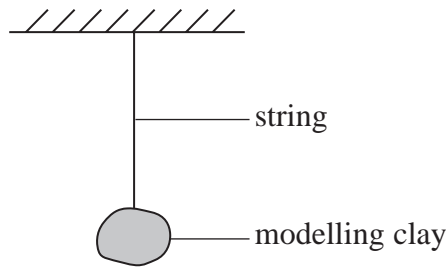
(ii) The film of this experiment shows that the pellet bounces back at an angle of 72° to the horizontal.

Explain why the car would move even faster if the pellet bounced directly backwards at the same speed.

(1)



- (d) The student tests the result of the first experiment by firing a pellet into a pendulum with a bob made of modelling clay. She calculates the energy transferred.



The student's data and calculations are shown:

Data

mass of pellet = 0.84 g

mass of pendulum and pellet = 71.6 g

change in vertical height of pendulum = 22.6 cm

Calculations

change in gravitational potential energy of pendulum and pellet

$$= 71.6 \times 10^{-3} \text{ kg} \times 9.81 \text{ N kg}^{-1} \times 0.226 \text{ m} = 0.16 \text{ J}$$

therefore kinetic energy of pendulum and pellet immediately after collision = 0.16 J

therefore kinetic energy of pellet immediately before collision = 0.16 J

therefore speed of pellet before collision = 19.5 m s⁻¹

There are no mathematical errors but her answer for the speed is too small.

State and explain which of the statements in the calculations are correct and which are not.

(4)

.....

.....

.....

.....

.....

.....

.....

.....

.....

.....

(Total for Question 17 = 16 marks)

TOTAL FOR SECTION B = 70 MARKS

TOTAL FOR PAPER = 80 MARKS



List of data, formulae and relationships

Acceleration of free fall	$g = 9.81 \text{ m s}^{-2}$	(close to Earth's surface)
Boltzmann constant	$k = 1.38 \times 10^{-23} \text{ J K}^{-1}$	
Coulomb's law constant	$k = 1/4\pi\epsilon_0$ $= 8.99 \times 10^9 \text{ N m}^2 \text{ C}^{-2}$	
Electron charge	$e = -1.60 \times 10^{-19} \text{ C}$	
Electron mass	$m_e = 9.11 \times 10^{-31} \text{ kg}$	
Electronvolt	$1 \text{ eV} = 1.60 \times 10^{-19} \text{ J}$	
Gravitational constant	$G = 6.67 \times 10^{-11} \text{ N m}^2 \text{ kg}^{-2}$	
Gravitational field strength	$g = 9.81 \text{ N kg}^{-1}$	(close to Earth's surface)
Permittivity of free space	$\epsilon_0 = 8.85 \times 10^{-12} \text{ F m}^{-1}$	
Planck constant	$h = 6.63 \times 10^{-34} \text{ J s}$	
Proton mass	$m_p = 1.67 \times 10^{-27} \text{ kg}$	
Speed of light in a vacuum	$c = 3.00 \times 10^8 \text{ m s}^{-1}$	
Stefan-Boltzmann constant	$\sigma = 5.67 \times 10^{-8} \text{ W m}^{-2} \text{ K}^{-4}$	
Unified atomic mass unit	$u = 1.66 \times 10^{-27} \text{ kg}$	

Unit 1

Mechanics

Kinematic equations of motion	$v = u + at$ $s = ut + \frac{1}{2}at^2$ $v^2 = u^2 + 2as$
Forces	$\Sigma F = ma$ $g = F/m$ $W = mg$
Work and energy	$\Delta W = F\Delta s$ $E_k = \frac{1}{2}mv^2$ $\Delta E_{\text{grav}} = mg\Delta h$

Materials

Stokes' law	$F = 6\pi\eta rv$
Hooke's law	$F = k\Delta x$
Density	$\rho = m/V$
Pressure	$p = F/A$
Young modulus	$E = \sigma/\epsilon$ where Stress $\sigma = F/A$ Strain $\epsilon = \Delta x/x$
Elastic strain energy	$E_{\text{el}} = \frac{1}{2}F\Delta x$



Unit 2**Waves**

Wave speed	$v = f\lambda$
Refractive index	${}_1\mu_2 = \sin i / \sin r = v_1 / v_2$

Electricity

Potential difference	$V = W/Q$
Resistance	$R = V/I$
Electrical power, energy and efficiency	$P = VI$ $P = I^2R$ $P = V^2/R$ $W = VI t$
	$\% \text{ efficiency} = \frac{\text{useful energy output}}{\text{total energy input}} \times 100$
	$\% \text{ efficiency} = \frac{\text{useful power output}}{\text{total power input}} \times 100$

Resistivity	$R = \rho l/A$
Current	$I = \Delta Q / \Delta t$ $I = nqvA$
Resistors in series	$R = R_1 + R_2 + R_3$
Resistors in parallel	$\frac{1}{R} = \frac{1}{R_1} + \frac{1}{R_2} + \frac{1}{R_3}$

Quantum physics

Photon model	$E = hf$
Einstein's photoelectric equation	$hf = \phi + \frac{1}{2}mv_{\text{max}}^2$



Unit 4*Mechanics*

Momentum	$p = mv$
Kinetic energy of a non-relativistic particle	$E_k = p^2/2m$
Motion in a circle	$v = \omega r$ $T = 2\pi/\omega$ $F = ma = mv^2/r$ $a = v^2/r$ $a = r\omega^2$

Fields

Coulomb's law	$F = kQ_1Q_2/r^2$ where $k = 1/4\pi\epsilon_0$
Electric field	$E = F/Q$ $E = kQ/r^2$ $E = V/d$
Capacitance	$C = Q/V$
Energy stored in capacitor	$W = \frac{1}{2}QV$
Capacitor discharge	$Q = Q_0e^{-t/RC}$
In a magnetic field	$F = BIl \sin \theta$ $F = Bqv \sin \theta$ $r = p/BQ$
Faraday's and Lenz's Laws	$\epsilon = -d(N\phi)/dt$

Particle physics

Mass-energy	$\Delta E = c^2 \Delta m$
de Broglie wavelength	$\lambda = h/p$





BLANK PAGE

